

PARK PLAN



Project Timeline

- ★ Spring 2017 Public Meeting 1 - Open House
- ★ Autumn 2017 Public Meeting 2 - Design Input
- ✓ 2018 – 2019 Acquisition of SW corner parcel
- ✓ Summer 2019 Redesign park for full 6 parcels
- ✓ Autumn 2019 Select Preferred Alternative
- ★ Summer 2020 Public Meeting 4 - Cultural Expression Input
- Winter 2021 Complete Construction Drawings
- ▶ Summer 2021 Begin Construction
- Autumn 2022 Park Opening

Legend

- ① The Green
- ② Gateway Garden with seating
- ③ Loop Trail
- ④ Picnic Area with Barbeques
- ⑤ Park Entry
- ⑥ Three-Point Basketball
- ⑦ Adult Exercise
- ⑧ Potential Future Entry
- ⑨ Stormwater Plantbed
- ⑩ Children's Play, Ages 2 on up
- ⑪ Games Table
- ⑫ Curb Bulbs

PLAY OPPORTUNITIES

The play elements provide diverse experiences that support age appropriate physical and social development for children 2 years + up.

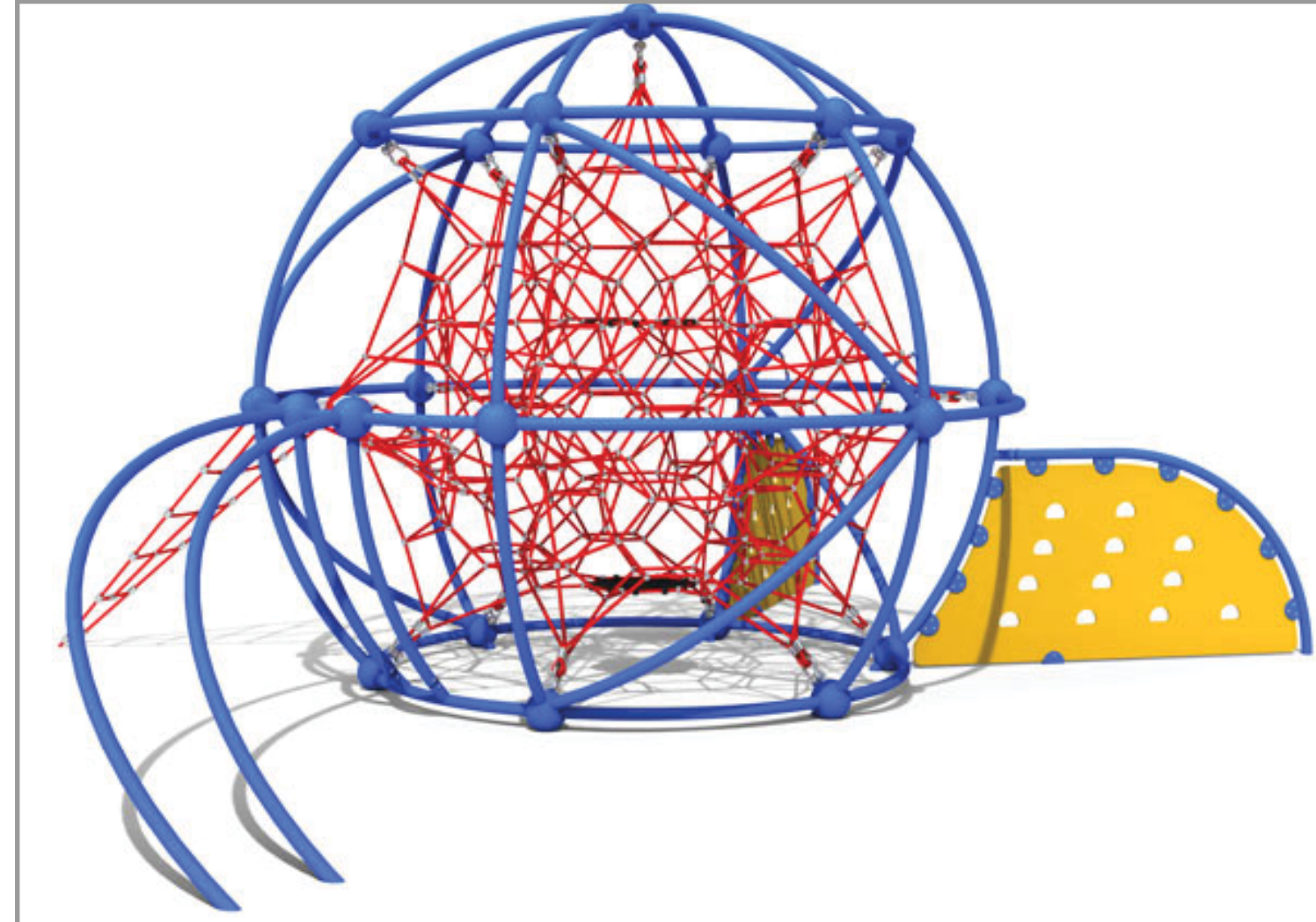
Play equipment and surfacing is durable and made of recycled and recyclable materials.

They encourage movement, balance, spinning and climbing that support vestibular, proprioceptor and big muscle play as well as fine motor skill development. All of the elements support imaginative and social play.

The open lawn allows room for running, group games or individual play.

The proximity to adult spaces and ample seating provide good supervision and parental involvement while supporting socialization between parents. The nearby picnic and games tables support large group activity.


Play turf under equipment will provide safety surfacing and is highly infiltrating for stormwater.



Dynamo Asteroid Assembly



All Ages Open Lawn Play



Toddler E-Pod



Graduated Chin-Up Bars



Spinner

ADULT EXERCISE

Kaiser Permanente has provided a grant for adult exercise in the park due to high interest of the neighboring population, including seniors.

A balance of exercise equipment has been chosen to appeal to all fitness levels, from those undergoing rehab to skilled athletes. Consultation with a physical therapist helped assure a well balanced array of options for the whole body.

The Thrive 450 station allows for multiple uses at once, and is located near the basketball court to allow users to work out before and after ball play.

The individual stations can be used in multiple ways, and are located together in the northwest corner of the park. The close proximity to the children's play area allows easy supervision for parents who want to exercise while their children play.

Seating is provided in these areas for resting between exercising.



Thrive 450



Accessible Vertical Press



Cardio Walker



Skill Trainer



Balance Plank Station



Joint Use Chin-up Station



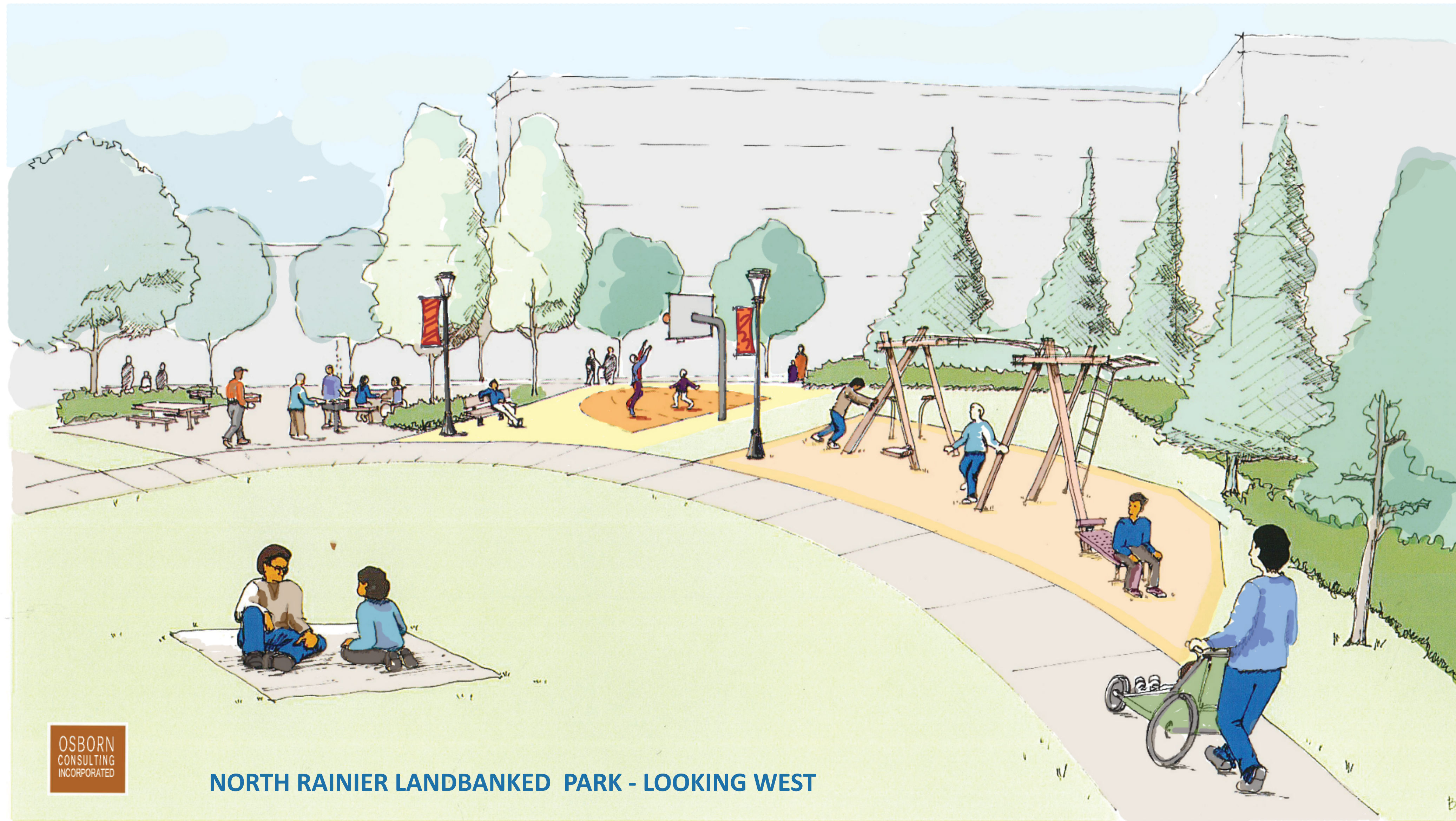
Balance Board



Accessible Chest Press

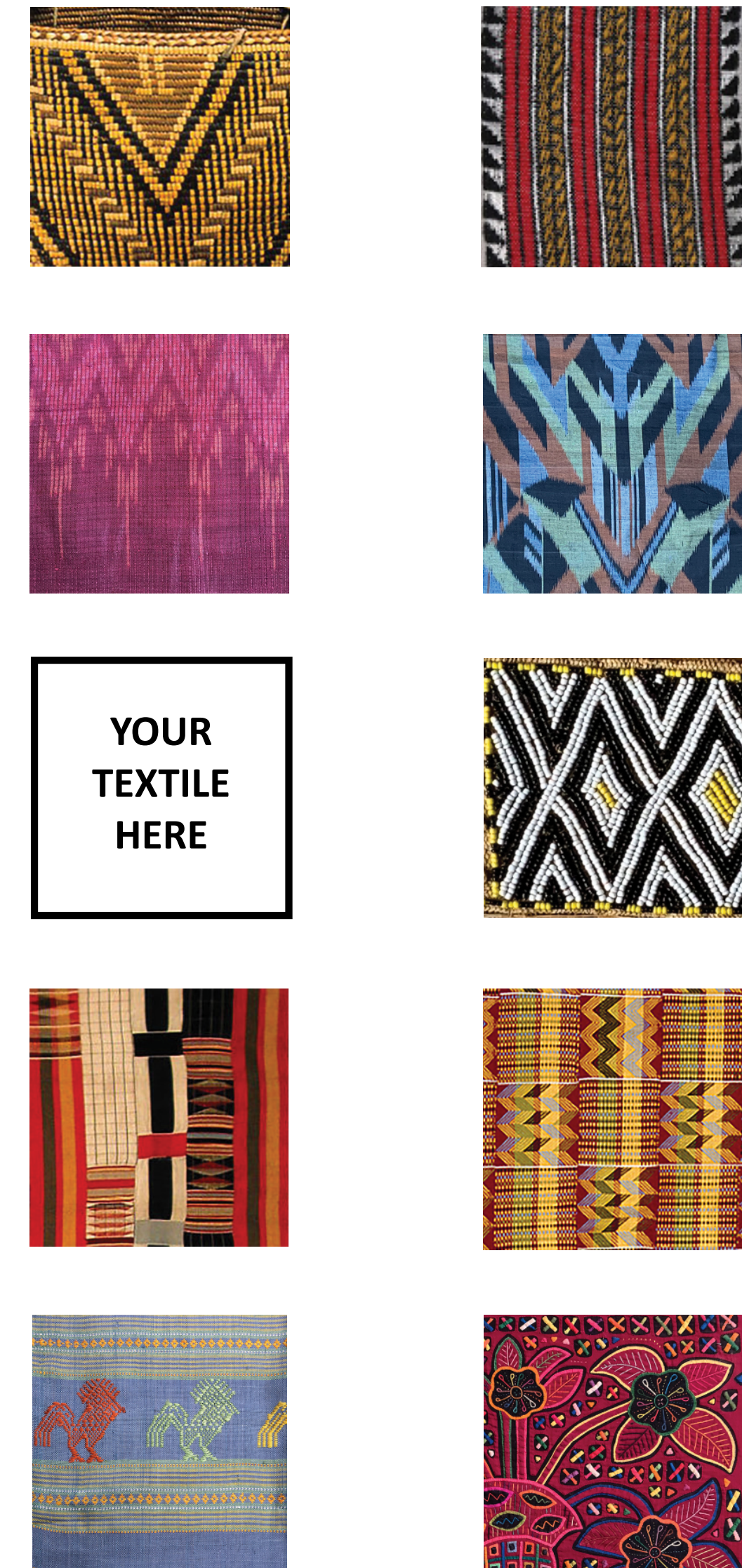


Assisted Step Trainer



NORTH RAINIER LANDBANKED PARK - LOOKING WEST

“FABRIC OF COMMUNITY”



GET INVOLVED AND HELP SHAPE YOUR NEIGHBORHOOD PARK

Textiles/fabrics that represent the diversity and cultures of the Rainier neighborhood will be incorporated into the park design.

Please participate by identifying a pattern you like, or submit a textile/fabric image.

We will share submissions again with everyone who contacts us to select textile/fabric samples for inclusion in your park.

To stay informed on the park and street improvement progress and for a future park naming process, please visit www.bit.ly/northrainierpark



S. CHARLESTOWN STREET PEDESTRIAN IMPROVEMENTS

In response to feedback from neighbors, the Seattle Department of Transportation will be constructing two phases of improvements to S Charlestown St. to enhance the street for people who walk.

Phase 1 will be completed as soon as fall 2020.
Phase 2 will be constructed with the new park.

