

# Seattle Park District Financial Update

## 6 Year Park District Actuals and Forecast

Reference Slides for Discussion with the Park District Oversight Committee  
July 17, 2018



**Seattle**  
**Parks & Recreation**

healthy people healthy environment strong communities

## Initiative 4.4 – Develop 14 New Parks

### Landbanked Sites – Project Status and Schedule:


		2017	2018	2019	2020	
<u>Landbanked Sites</u>	<u>Funding</u>					<u>Current Status</u>
<b>Denny Triangle</b>	\$2,829,000					Advertise for construction in Q3, 2018.
<b>Lake City UV</b>	\$1,050,000					Advertise for construction in Q4, 2018.
<b>Fremont UV</b>	\$735,000					Advertise for construction in Q4, 2018.
<b>North Rainier UV</b>	\$787,500					In design. Funding needed.
<b>Greenwood/Phinney UV</b>	\$924,000					Advertise for construction in Q1, 2018.
<b>U District UV</b>	\$937,125					In planning.
<b>West Seattle Junc</b>	\$1,984,500					In planning.
<b>Baker Park Addition</b>	\$937,125					In design.
<b>Greenwood Park Add</b>	\$463,050					In planning.
<b>Int'l District UV</b>	\$1,736,438					Early planning.
<b>Wedgwood</b>	\$1,273,388					Start planning in Q2, 2018.
<b>Morgan Junction UV</b>	\$1,389,150					Start planning in Q2, 2018.
<b>48th &amp; Charlestown</b>	\$1,273,388					Start planning in Q3, 2018.
<b>South Park Plaza</b>	\$2,083,725					Start planning in Q3, 2018.

**KEY:**

Planning Phase

Design Phase

Construction Phase



## Initiative 4.9 – Activating & Connecting Greenways

Capital Investment– Project Schedule:

Site	Start Date	Estimated Completion Date
John C. Little Sr. Park	2016	2016
Rainier Beach Playfield	2016	2017
Gas Works Park	2016	2018
Walt Hundley Playfield	2016	2018
Interlaken Blvd	2017	2018
Soundview Playfield	2017	2019
Fairmount Park	2018	2019
Roxhill Park	2018	2019
Judkins Park	2019	2020
Maple Leaf Park	2019	2020

NOTE: Seattle Parks and Recreation and SDOT Neighborhood Greenway representatives meet regularly. Projects intended to improve connections between parks and new SDOT Neighborhood Greenways





## Initiative 1.1 – Major Maintenance & Asset Mgmt

Major Maintenance Projects Completed 2015-2017 include:

Year Complete	Category	Project	Description
2016	Park Infrastructure Project	Green Lake Park - Piling Replacement	Replaced the swimming beach pilings at Green Lake Park. The pilings establish deep and shallow swimming areas, as well as separating swimming and boating activities.
2016	Park Infrastructure Project	Laurelhurst Playfield Tennis Court- Sewer/Drainage Renovation	Renovated sewer and drainage system at the Laurelhurst Playfield Tennis Courts.
2016	Park Infrastructure Project	Study: Pier Maintenance Plan Update	Completed a study responding to a city rule that requires evaluation of wood piers along the waterfront every five years.
2016	Park Infrastructure Project	Technology Infrastructure Upgrade - 2016 Sites	T1 to Fiber Conversion Program 2016: Upgraded technology infrastructure (from T1 to fiber) at Arboretum facilities, Colman Pool, Jefferson CC, Rainier CC, and Van Asselt CC.

Full list of 2015-2017 Projects can be found at:

<http://www.seattle.gov/Documents/Departments/ParkDistrict/Projects/CompletedMajorMtn%20Projects2015-2017.pdf>

## Initiative 1.2 – Community Center Rehabilitation and Development

### Community Center Facility Renovation Schedule

	2017				2018				2019				2020			
	1	2	3	4	1	2	3	4	1	2	3	4	1	2	3	4
<u>All 6 Community Centers</u>																
Preliminary Outreach (Aug 2017 - Oct 2017)																
Consultant Selection (Aug 2017 - Nov 2017)																
Contract Negotiation/Scoping (Jan-Feb 2018)																
Design and Permitting (Feb 2018 - Feb 2019)																
Community Meetings - 1 per site (Jan 2019)																
Bidding & Contract Execution (April 2019 - June 2019)																
Construction (July 2019 - Sept 2020), 4-5 months per site																

Community Center Stabilization Project Sites: Hiawatha, South Park, Jefferson, Loyal Heights, Magnolia, Queen Anne. NOTE: Green Lake on separate timeline.

# Initiative 2.5 – Improve Dog Off-Leash Areas

Site or Phase	Start Date	Estimated Completion Date
Planning Study	2016	2016
Regrade Park	2017	Early 2018
Geneesee Park	2017	Early 2018
Woodland Park	2017	Early 2018
Dr. Jose Rizal	2018	2018
Northacres	2018	2018
Westcrest	2018	2019
Additional Improvements at OLAs ***	2019-2020	2019-2020

\*\*\* Projects prioritized in the People, Dogs and Parks Plan yearly through 2020.



## Initiative 2.6 – Rejuvenate Our P-Patches

Site	Start Date	Estimated Completion Date
Planning Study	2015	2016
New Holly Power Garden	2016	2016-Complete
Jackson Park	2016	2016-Complete
Thomas Street	2016	2016-Complete
Estelle	2016	2017-Complete
Squire Park	2016	2017-Complete
Longfellow Creek	2017	2017-Complete
Ravenna	2017	2017-Complete
Roosevelt	2017	2017-Complete
Hawkins Garden	2017	2017-Complete
Thistle	2017	Early 2018
Angel Morgan	2018	2018
Pinehurst	2018	2018
Evanston	2018	2018
Hillman City	2018	2018
Fremont	2018	2018
Additional Sites ***	2019-2020	2019-2020

\*\*\* Seattle Parks and Recreation and P-Patch representatives meet annually to select projects for each following year.



## Initiative 4.1 - Park Land Acquisition & Leverage

- Acquisition funding is programmed for neighborhood parks and greenspaces (initiative does not name specific sites)
- Initiative funds approximately \$2M per year; actual acquisition costs potentially eligible for CFT match.
- Highlights to date:
  - ✓ Acquired property at Kiwanis Ravine, Genesee Park and Delridge Wetland
  - ✓ Two property donations - Julia Lee Park Donation and Schmitz Park Donation
  - ✓ North Rainier Property acquisition planned 2018

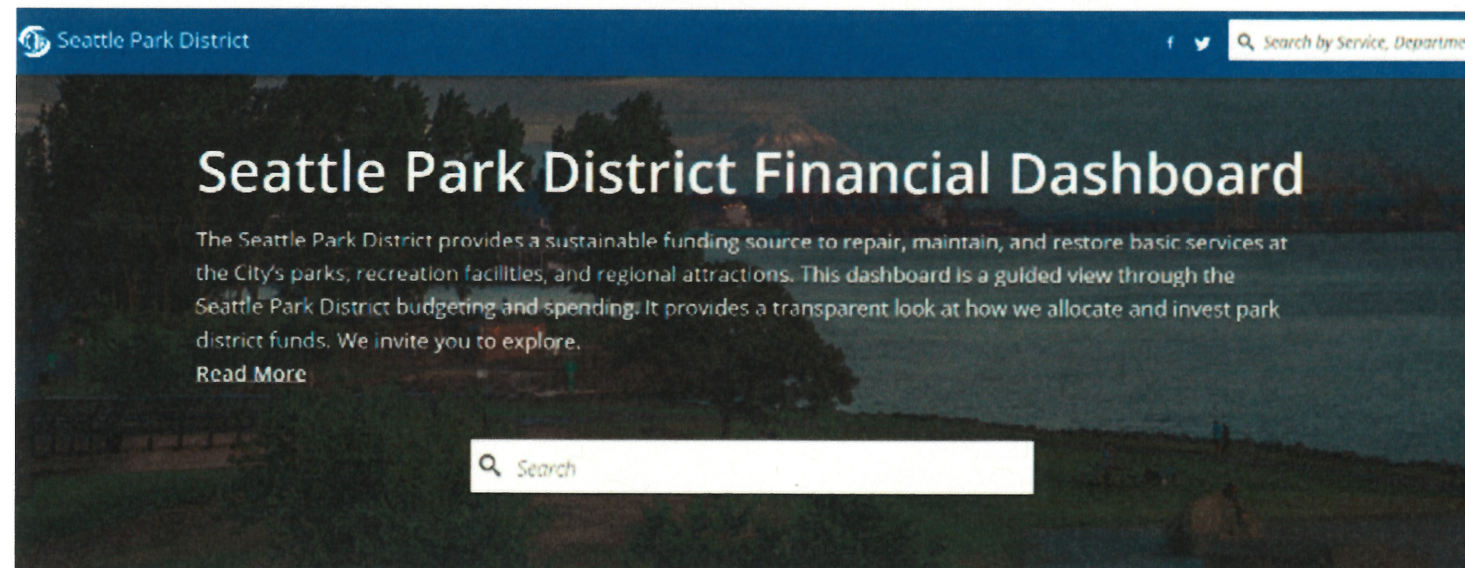
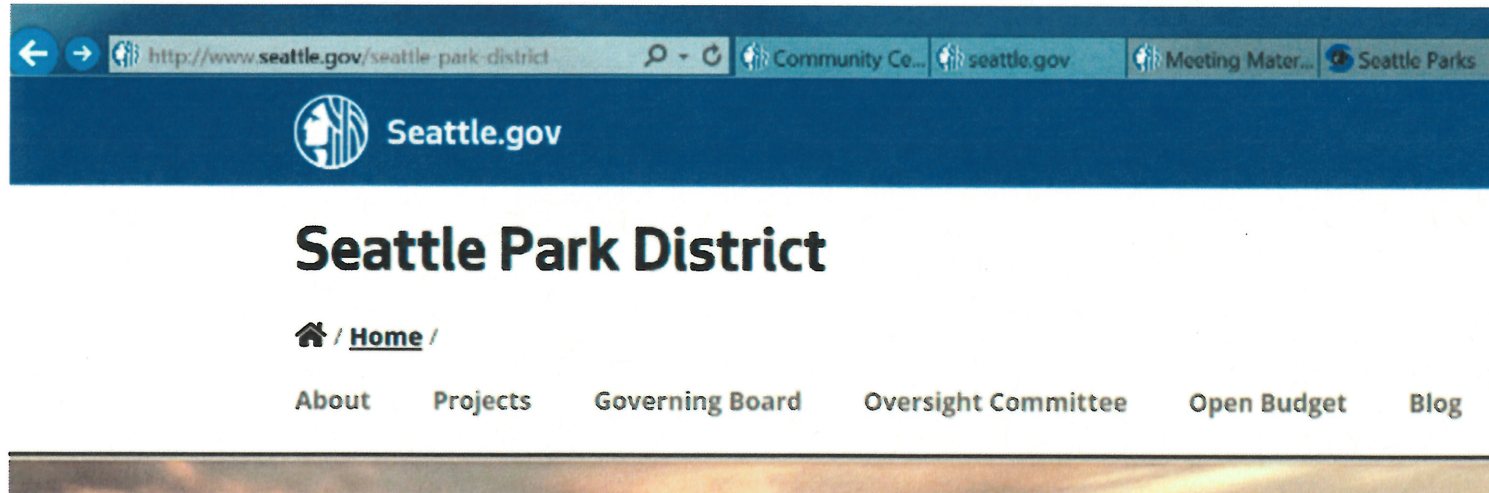


## Initiative 4.2 – Major Projects Challenge Fund

- These opportunity driven projects are dependent on community group fundraising outcomes.
- 2016-2017 funding allocated
  - Kubota Garden Wall and Gate
  - Green Lake Small Craft Planning
  - South Park Playground/Playfield Planning
  - Magnuson CC Feasibility Study
  - Magnuson Playfield Feasibility
  - Madrona Bathhouse Feasibility Study
  - Daybreak Star Feasibility Study
  - Amy Yee Tennis Center Improvements – canceled
  - FAS Contracting, SPR Planning Support, Contingency
- Second round proposals submitted March 30<sup>th</sup>, review with Oversight Committee summer 2018.



## Additional Reference Information



Operating Budget

Operating Budget





## Asset Management Projects Completed with Seattle Park District Funding

Year Complete	Category	Project	Description
2015	Building Upgrade Projects	Ravenna-Eckstein Roof Assessment	Completed assessment of roof at Ravenna-Eckstein CC in partnership with Seattle Housing Authority (co-owned building).
2015	Ramp-Up Activities	Project Management Software Implementation	Implemented a project management / monitoring system as part of ramp up year activities.
2016	Building Upgrade Projects	Discovery Park - Historical Building Painting	Painted certain historical buildings at Discovery Park.
2016	Building Upgrade Projects	Roof Repair and Fall Protection Compliance 2016 Sites	In 2016, fall protection was installed at seven sites to meet new worker safety standards: Ballard Pool, Bitter Lake CC, Delridge CC, Loyal Heights CC, Meadowbrook CC, Miller CC, and Queen Anne Pool.
2016	Building Upgrade Projects	Washington Park Arboretum Historic Building Painting	Painted historic building at Washington Park Arboretum.
2016	Park Infrastructure Project	Burke-Gilman Trail Improvements - North Central Project	Improvements completed at the North Central section of the Burke-Gilman Trail. Included repairs from tree root intrusion, drainage issues, potholes, worn out surfacing, and related issues.
2016	Park Infrastructure Project	Burke-Gilman Trail Improvements - North East Project, Phase 1	Improvements completed at the North East section of the Burke-Gilman Trail. Included repairs from tree root intrusion, drainage issues, potholes, worn out surfacing, and related issues.
2016	Park Infrastructure Project	Freeway Park - Cascade Canyon Fountain Renovation	Replaced and refurbished Cascade Canyon Fountain pumps and other related work at Freeway Park.
2016	Park Infrastructure Project	Genesee Park - Drainage Corrections	Corrected drainage issues at Genesee Park.

Year Complete	Category	Project	Description
2016	Park Infrastructure Project	Green Lake Park - Piling Replacement	Replaced the swimming beach pilings at Green Lake Park. The pilings establish deep and shallow swimming areas, as well as separating swimming and boating activities.
2016	Park Infrastructure Project	Laurelhurst Playfield Tennis Court- Sewer/Drainage Renovation	Renovated sewer and drainage system at the Laurelhurst Playfield Tennis Courts.
2016	Park Infrastructure Project	Study: Pier Maintenance Plan Update	Completed a study responding to a city rule that requires evaluation of wood piers along the waterfront every five years.
2016	Park Infrastructure Project	Technology Infrastructure Upgrade - 2016 Sites	T1 to Fiber Conversion Program 2016: Upgraded technology infrastructure (from T1 to fiber) at Arboretum facilities, Colman Pool, Jefferson CC, Rainier CC, and Van Asselt CC.
2016	Play Area Renovation	Play Area Renovation - Gilman Park	Renovated the play area at Gilman Playground. Improvements included replacement of equipment, providing ADA access, replacement of surfacing, containment renovation, and related work.
2016	Play Area Renovation	Play Area Renovation - Licton Springs	Renovated the play area at Licton Springs Park. Improvements included replacement of equipment, providing ADA access, replacement of surfacing, containment renovation, and related work.
2016	Play Area Renovation	Play Area Renovation - Lincoln Park North	Renovated the play area at Lincoln Park North Playground. Improvements included replacement of equipment, providing ADA access, replacement of surfacing, containment renovation, and related work.

Year Complete	Category	Project	Description
2016	Play Area Renovation	Play Area Renovation - Webster Playground	Renovated the play area at Webster Playground. Improvements included replacement of equipment, providing ADA access, replacement of surfacing, containment renovation, and related work.
2016	Ramp-Up Activities	Pratt Park - Comfort Station Planning	Planning for future renovation to improve ADA access, ventilation, finishes (walls and floors), and security.
2016	Ramp-Up Activities	Study: Ballard Community Center Renovation Study	Architectural and engineering study identified upgrades and maintenance improvements; included an examination of code compliance (i.e. ADA).
2016	Ramp-Up Activities	Study: Burke-Gilman Trail Condition Assessment	Completed condition assessment of Burke-Gilman trail in collaboration with Seattle Department of Transportation.
2016	Ramp-Up Activities	Study: City Wide Pools Roof Integrity Testing	Roof intrusion testing was conducted at the following pools: Evers, Madison, Meadowbrook, Mounger, Queen Anne, Southwest, and Ballard.
2016	Ramp-Up Activities	Study: City Wide Pools Seismic Evaluation	A seismic review was conducted at the following pools: Evers, Madison, Meadowbrook, Queen Anne, Southwest, and Ballard
2016	Ramp-Up Activities	Study: Community Center Prioritization Strategy	Condition Assessment Study completed in 2016 for the following community centers: Green Lake, Hiawatha, Jefferson, Loyal Heights, Magnolia, Queen Anne, South Park, Lake City.
2016	Ramp-Up Activities	Study: Madison Pool Building Seismic	Structural engineering for the seismic evaluation of the Madison Pool was completed to determine the scope, schedule, and budget for a future project.
2016	Ramp-Up Activities	Study: Ravenna-Eckstein Community Center Renovation Study	Condition Assessment Study completed for Ravenna-Eckstein Community Center.



Year Complete	Category	Project	Description
2017	Accessibility Projects - ADA	ADA Compliance Program Ramp Up Activities	<p>Completed planning for Seattle Parks &amp; Recreation ADA Transition Plan.</p> <p>Partially funded ADA accessibility projects at the following sites:  Design Phase activities: Meadowbrook, Garfield and Delridge Community Centers.  Construction Phase activities: Georgetown Playfield and Bitter Lake Community Center.</p>
2017	Accessibility Projects - ADA	Camp Long - West Comfort Station Accessible Path Renovation	Completed improvements to the west ADA accessible path at Camp Long.
2017	Building Upgrade Projects	Alki Community Center Roof Replacement	Replaced roof at Alki Community Center.
2017	Building Upgrade Projects	Emergency Management Program - Delridge Generator Project	Permanent generator and fuel tank were installed at Delridge CC to power facility in an emergency.
2017	Building Upgrade Projects	Emergency Management Program - Rainier Generator Project	Permanent generator and fuel tank installed at Rainier CC to power facility in an emergency for 7 days without refueling.
2017	Building Upgrade Projects	Hutchinson Community Center Roof Renovation	Replaced roof at Hutchinson Community Center
2017	Building Upgrade Projects	Magnuson Park Building #27 Fire Service Line Replacement	Fire service lines to hydrants around building and interior sprinkler system replaced at Magnuson Park Building #27.
2017	Building Upgrade Projects	Meadowbrook Community Center - Ceiling / Roof Repair	Repaired damage sections of the roof and ceiling at Meadowbrook CC. Installed support infrastructure for future HVAC renovation (part of upcoming pool project).
2017	Building Upgrade Projects	Peppi's Playground Comfort Station Renovation	Renovated Peppi's Playground Comfort Station, including improved ADA access, reconfiguration of toilet fixtures and stalls, addition of grab-bars, raising of seats, lowering of urinals, raising of lavatories, addition of drainage, tiling, sealing of floors, and related work.



Year Complete	Category	Project	Description
2017	Building Upgrade Projects	Riverview Comfort Station Renovation	Repaired Riverview Comfort Station after the facility was severely damaged and closed due to arson.
2017	Building Upgrade Projects	Roof Repair and Fall Protection Compliance 2017 Sites	In 2017, fall protection was installed at three sites to meet new worker safety standards: Alki CC, Hutchinson CC, and Ravenna Eckstein CC.
2017	Park Infrastructure Project	Burke-Gilman Trail Improvements - North East Project, Phase 2	Improvements completed at the North East section of the Burke-Gilman Trail. Included repairs from tree root intrusion, drainage issues, potholes, worn out surfacing, and related issues.
2017	Park Infrastructure Project	Denny Park Drainage Replacement	Replaced storm drainage system at Denny Park.
2017	Park Infrastructure Project	Denny Park Path & Irrigation Replacement	Replaced irrigation and pathway systems at Denny Park.
2017	Park Infrastructure Project	Discovery Park Water Line Repairs	Repaired water lines at Discovery Park to comply with current codes.
2017	Park Infrastructure Project	Lake Washington Swimming Beaches - Piling Repairs	Replaced the swimming beach pilings at Lake Washington. The pilings establish deep and shallow swimming areas.
2017	Park Infrastructure Project	Major Irrigation Replacement -View Ridge Playfield	Replaced major irrigation system at View Ridge Playfield.
2017	Park Infrastructure Project	Technology Infrastructure Upgrade - 2017 Sites	T1 to Fiber Conversion Program 2017: Upgrades completed at Athletics office, Meadowbrook Complex, Central East Park District, Central West Park District, Genesee Park Maintenance HQ, Southwest Park District, Arboretum Maintenance HQ, Japanese Garden (Arboretum), Discovery Park Visitors Center, Camp Long, Garfield CC, High Point CC, and Amy Yee Tennis Center.
2017	Park Infrastructure Project	West Seattle Stadium Track & Field Improvements	Improved track and field components of the West Seattle Stadium Park.

CAPITAL INITIATIVES - Mid Cycle Financial Forecast (Updated June 2018)

Amounts in \$1000s

2015-2020 FORECAST

#	Initiative Name	2015 FINANCIAL PLAN (Loan Year)	% SPENT	2016-17 FINANCIAL PLAN	Spend to Date	% SPENT	6-Year Financial Plan Total	6-Year Cycle Forecast (\$ spend 12/31/20)	6-Year Cycle Forecast (% spend 12/31/20)	INITIATIVE SPENDING NOTES (June, 2018)	Reference Slides
Initiatives Forecast to Complete Planned Spend by end of 2020											
1.1a	PHASE 1 PIER 62/63 REDVELOPMENT	-	N/A	-	-	N/A	4,355	4,355	100%	Project managed by Office of the Waterfront. \$4.3M to support phase 1 of Pier 62/63 redevelopment.	
1.3	SAVING OUR CITY FORESTS	354	100%	4,448	4,275	96%	11,900	11,900	100%	Green Seattle Partnership plan implementation through 2025 (program also supported by REET).	
4.4	DEVELOP 14 NEW PARKS AT LAND-BANKED SITES	-	N/A	10,297	1,070	10%	18,625	18,400	99%	All sites will be in progress in 2018; all scheduled to be open or in construction in 2020.	SEE SLIDE 2
4.6	SMITH COVE PARK DEVELOPMENT	-	N/A	1,297	410	32%	3,004	6,000	200%	First phase of project (athletic field) will be completed using this funding cycle's planned \$6 million project (using cash flow rather than debt financing). Second phase (waterfront) will be considered as part of next cycle's financial plan. [NOTE: 2016 Interfund loan of \$600k to start the project].	
4.9	ACTIVATING AND CONNECTING TO GREENWAYS	-	N/A	405	145	36%	1,051	1,051	100%	Total appropriation estimated to fund 10 projects; all estimated for completion by end of 2020.	SEE SLIDE 3
Initiatives Forecast to Continue Spend into next PD Planning Cycle											
1.1	MAJOR MAINTENANCE BACKLOG AND ASSET MGMT	843	100%	35,220	14,806	42%	93,944	70,458	75%	Appropriation allocated based on Asset Management Plan prioritization (updated annually). Due to project lifecycle SPR estimates 25% of total initiative funding will carryforward into 2021.	SEE SLIDE 4 & 5
1.2	COMMUNITY CENTER REHABILITATION & DEVELOPMENT	358	100%	7,728	1,031	13%	18,802	17,000	90%	Stabilization project plan finalized in 2017; constuction scheduled 2019 - 2020.	SEE SLIDE 6
1.4	AQUARIUM MAJOR MAINTENANCE	-	N/A	1,107	1,107	100%	4,597	3,448	75%	Projects managed by SEAS. Projects proposed to City each fall for following year's appropriation.	
1.5	ZOO MAJOR MAINTENANCE	500	100%	3,645	2,956	81%	9,961	7,471	75%	Projects managed by WPZS. Projects proposed to City each fall for following year's appropriation.	
2.5	IMPROVE DOG OFF-LEASH AREAS	-	N/A	189	64	34%	453	408	90%	People, Parks and Dog plan finalized August 2017. Six projects currently underway; 5 on schedule to be completed in 2018. NOTE: Initiative moved to CIP in 2017.	SLIDE 7
2.6	REJUVENATE OUR P-PATCHES	100	100%	405	321	79%	1,151	1,036	90%	Fifteen projects funded to date. Nine complete with remaining 6 scheduled for completion in 2018. SPR will work with community in 2018 to determine 2019 projects.	SLIDE 8
Initiative Forecast - Opportunity Driven Initiatives											
4.1	PARK LAND ACQUISITION FUND	-	N/A	4,050	687	17%	10,513	5,256	50%	Acquisition funding is programmed for neighborhood parks and greenspaces (not specific sites). Acquisition program highlights to date include Delridge Wetland, Kiwanis Ravine and Genesee Park.	SEE SLIDE 9
4.2	MAJOR PROJECTS CHALLENGE FUND	-	N/A	3,240	494	15%	8,410	4,205	50%	First round proposals underway. Second round submitted March 30, 2018; in review with Park District Oversight Committee summer 2018.	SEE SLIDE 10
	CAPITAL TOTAL	2,155	100%	72,031	27,366	38%	186,766	150,987	81%		

**OPERATING INITIATIVES - Mid Cycle Financial Update (June 2018)**

#	Initiative Name	2015 FINANCIAL PLAN	2015 SPEND	2015 % SPENT	2016 FINANCIAL PLAN (+ Carryforward)	2016 SPEND	2016 % SPENT	2017 FINANCIAL PLAN (+ Carryforward)	2017 SPEND	2017 % SPENT	NOTES ON INITIATIVE SPENDING
1.1	MAJOR MAINTENANCE BACKLOG AND ASSET MGMT	\$ 1,492,509	\$ 1,485,485	100%	\$ 1,640,011	\$ 865,994	53%	\$ 1,369,882	\$ 1,164,460	85%	Carryforward for AMWO project reappropriated in following year. [Estimate of \$214,000 to 2018].
1.3	SAVING OUR CITY FORESTS	\$ 99,680	\$ 99,680	100%	\$ 499,175	\$ 494,326	99%	\$ 511,654	\$ 511,654	100%	
2.1	INCREASE PREVENTATIVE MAINTENANCE	\$ 844,721	\$ 844,721	100%	\$ 1,417,700	\$ 1,417,700	100%	\$ 1,453,143	\$ 1,441,116	99%	
2.2	PROVIDE CLEAN SAFE WELCOMING PARKS	\$ 1,839,431	\$ 1,839,432	100%	\$ 2,088,854	\$ 2,088,854	100%	\$ 2,141,075	\$ 2,141,075	100%	
2.4	MAKE PARKS SAFER	\$ 30,000	\$ 30,000	100%	\$ 243,248	\$ 160,688	66%	\$ 249,329	\$ 182,740	73%	
2.5	IMPROVE DOG OFF-LEASH AREAS	\$ 103,819	\$ 103,155	99%	\$ 106,414	\$ 26,414	25%	Moved to CIP	\$ -	N/A	2016 carryforward reappropriated to CIP.
3.1	RESTORE COMMUNITY CENTER OPERATIONS	\$ 1,351,689	\$ 1,351,688	100%	\$ 1,385,481	\$ 1,385,481	100%	\$ 2,358,172	\$ 2,235,057	95%	
3.2	RECREATION OPPORTUNITIES FOR ALL	\$ 130,105	\$ 130,059	100%	\$ 471,638	\$ 471,638	100%	\$ 483,429	\$ 465,723	96%	
3.3	BETTER PROGRAMS FOR YOUNG PEOPLE	\$ 250,468	\$ 250,467	100%	\$ 256,729	\$ 256,729	100%	\$ 263,147	\$ 263,147	100%	
3.4	MEETING THE NEEDS OF PEOPLE WITH DISABILITIES	\$ 166,000	\$ 156,346	94%	\$ 170,150	\$ 150,464	88%	\$ 174,404	\$ 137,093	79%	
3.5	MORE PROGRAMS FOR OLDER ADULTS	\$ 262,000	\$ 225,023	86%	\$ 268,550	\$ 248,859	93%	\$ 275,264	\$ 263,490	96%	
3.6	PUT THE ART IN PARKS	\$ -	\$ -	N/A	\$ 344,488	\$ 297,615	86%	\$ 353,100	\$ 335,897	95%	
3.7	GET MOVING FUND	\$ 76,644	\$ 76,644	100%	\$ 256,250	\$ 241,106	94%	\$ 262,656	\$ 262,656	100%	
3.8	CUSTOMER SERVICE AND TECHNOLOGY	\$ -	\$ -	N/A	\$ 307,500	\$ 230,014	75%	\$ 392,673	\$ 155,206	40%	Carryforward for ActiveNet project reappropriated in following year. [Estimate of \$240,000 to 2018].
4.9	ACTIVATING AND CONNECTING TO GREENWAYS	\$ -	\$ -	N/A	\$ 118,744	\$ 112,041	94%	\$ 121,713	\$ 121,560	100%	
4.10	PERFORMANCE MONITORING AND STRATEGIC MGMT	\$ 464,333	\$ 464,333	100%	\$ 900,635	\$ 900,635	100%	\$ 923,151	\$ 883,539	96%	
4.11	URBAN PARKS PARTNERSHIP	\$ 124,999	\$ 124,999	100%	\$ 570,000	\$ 570,000	100%	\$ 684,250	\$ 684,250	100%	
1.4	AQUARIUM MAJOR MAINTENANCE	\$ 300,000	\$ 300,000	100%	\$ 1,080,000	\$ 1,080,000	100%	Moved to CIP	\$ -	N/A	
	Sub-Total	\$ 7,536,398	\$ 7,482,032	99%	\$ 12,125,567	\$10,998,558	91%	\$ 12,017,042	\$ 11,248,664	94%	
4.10Leg	PERFORMANCE MONITORING (Legislative)	\$ 317,000	\$ -	TBD	\$ -	\$ -	N/A	\$ -	\$ -	N/A	
5.1	INTERFUND LOAN REPAYMENT	\$ -	\$ -		\$ 1,487,592	\$ 1,487,592	100%	\$ 1,487,592	\$ 1,487,592	100%	2018 proposal in development to pay off interfund loan early using cash flow .
	<b>Total Operating</b>	<b>\$ 7,853,398</b>	<b>\$ 7,482,032</b>	<b>95%</b>	<b>\$ 13,613,159</b>	<b>\$12,486,150</b>	<b>92%</b>	<b>\$ 13,504,634</b>	<b>\$ 12,736,256</b>	<b>94%</b>	