

Seattle Park District Governing Board

October 18, 2021

2022 Proposed Budget and Public Hearing

Jesus Aguirre, Superintendent, Seattle Parks and Recreation

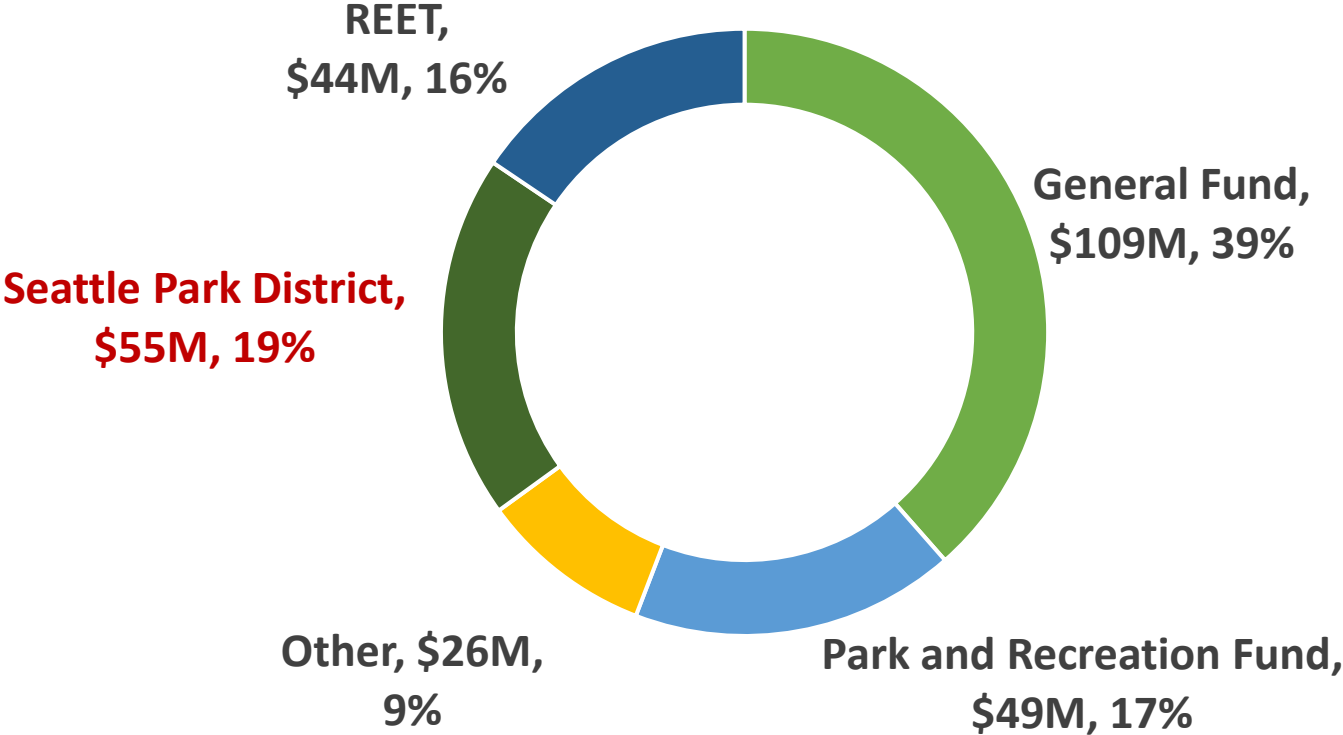
Michele Finnegan, Policy Director, Seattle Parks and Recreation

Traci Ratzliff, Policy Analyst, Council Central Staff

Item 1: Park District Proposed 2022 Budget

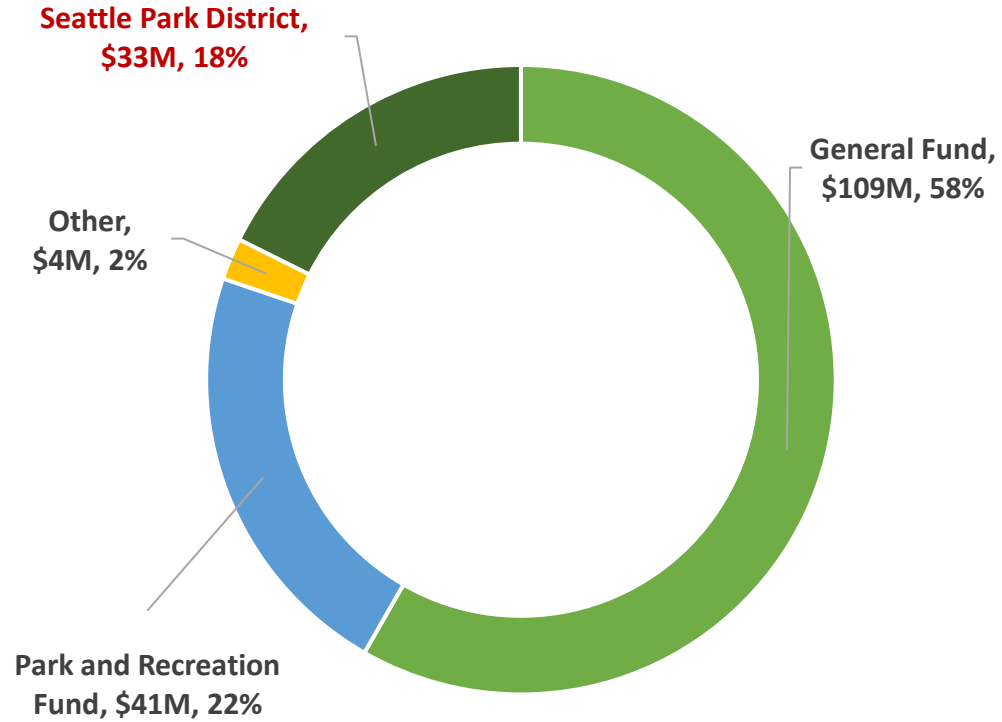
Jesús Aguirre, Superintendent, SPR

2022 Proposed SPR Budget: \$283M

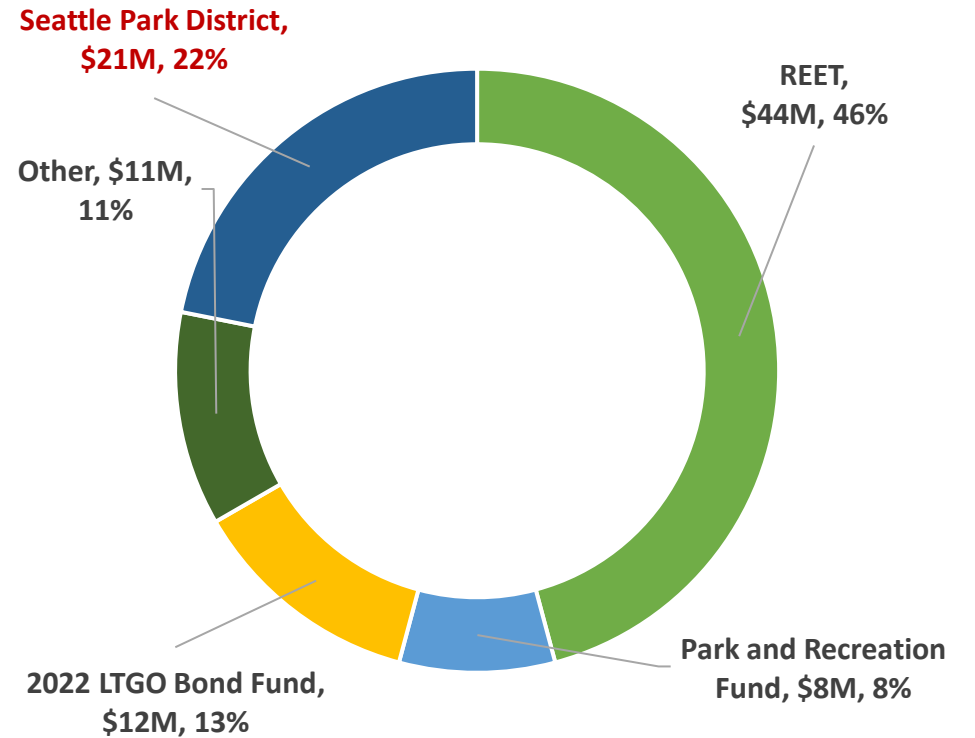


2022 Proposed SPR Budget Overview

2022 Proposed Operating Budget: \$187M



2022 Proposed Capital Budget: \$96M



Summary of 2022 Park District Spending Plan

	Interim One Year Park District Budget 2021 Adopted	Interim One Year Park District Budget 2022 Proposed
Revenues		
Park District Property Tax	54,668,868	56,035,590
Interest Earnings	1,375,671	
CBO Planning Reserve		(1,500,000)
Total Revenues Appropriated	56,044,539	54,535,590
Operating Expenses		
Fix it First	5,149,638	6,578,379
Maintaining Parks and Facilities	15,201,888	12,722,180
Programs for People	17,841,974	11,338,299
Building for the Future	2,661,317	2,730,042
Subtotal Operating	40,854,817	33,368,901
Capital Expenses		
Fix it First	13,866,761	17,787,584
Building for the Future	976,282	3,023,758
Maintaining Parks and Facilities	346,680	355,347
Subtotal Capital	15,189,724	21,166,689
Total Expenditures Appropriated	56,044,540	54,535,590

Park District Spending Plan: Summary of Attachment B to Resolution 44

Operating

Spending Category	Operating Initiative # and Title	2021 Adopted	2022 Proposed
Fix It First	1.1 Major Maintenance Backlog and Asset Management	727,112	745,290
	1.3 Saving Our City Forests	2,119,427	2,172,412
	1.6 Ongoing Utility Funding	2,303,100	3,660,678
Fix It First Total		5,149,638	6,578,379
Maintaining Parks and Facilities	1.5 Zoo Operations Support	7,355,565	4,679,700
	2.1 Increase Preventive Maintenance	3,091,644	3,168,935
	2.2 Provide Clean, Safe, Welcoming Parks	4,472,891	4,584,713
	2.4 Make Parks Safer	281,788	288,833
Maintaining Parks and Facilities Total		15,201,888	12,722,180
Building for the Future	4.10 Performance Monitoring and Strategic Management	1,052,852	1,079,173
	4.11 Urban Parks Partnership	811,378	831,662
	4.3 Maintain and Activate Seattle's New Waterfront Park	346,477	357,332
	4.5 Maintain 14 New Parks at Land-Banked Sites	199,972	461,875
	4.7 Maintain Smith Cove Park	250,638	-
Building for the Future Total		2,661,317	2,730,042
Programs for People	1.7 Aquatics Programming Support	6,780,219	-
	3.1 Restore Community Center Operations	5,052,000	5,024,631
	3.2 Recreation Opportunities for All	548,792	562,512
	3.3 Better Programs for Young People—Seattle's Future	1,869,197	1,915,926
	3.4 Meeting the Needs of People with Disabilities	1,257,963	1,289,412
	3.5 More Programs for Older Adults	1,281,678	1,313,720
	3.6 Put the Arts in Parks	396,041	405,942
	3.7 Get Moving Fund	294,776	455,815
	3.8 Customer Service and Technology	361,309	370,341
Programs for People Total		17,841,974	11,338,299
Grand Total		40,854,817	33,368,901

Capital

Spending Category	Capital Initiative # and Title	2021 Adopted	2022 Proposed
Fix It First	1.1 Major Maintenance Backlog and Asset Management	10,831,429	11,342,646
	1.2 Community Center Rehabilitation & Development	386,354	396,013
	1.3 Saving Our City Forests	1,056,843	1,083,264
	1.4 Aquarium Major Maintenance	1,221,921	1,252,469
	4.3 Waterfront Redevelopment	370,214	3,713,192
Fix It First Total		13,866,761	17,787,584
Maintaining Parks and Facilities	2.5 Improve Dog Off-leash Areas	120,398	123,408
	2.6 Rejuvenate Our P-Patches	226,282	231,939
Maintaining Parks and Facilities Total		346,680	355,347
Building for the Future	4.1 Park Land Acquisition and Leverage Fund	750,000	1,281,566
	4.2 Major Projects Challenge Fund	-	1,510,253
	4.9 Activating and Connecting to Greenways	226,282	231,939
Building for the Future Total		976,282	3,023,758
Total Capital		15,189,724	21,166,689

ADDS, REDUCTIONS & COST-SAVING MEASURES (\$000s) – 1/2

#	Program	Fund	Appropriation Change (from 2021 Adopted)		FTE Change	Council Priority
1A	General Fund Restoration	General Fund	\$7,700	8%	-	
		Park District (Operating)	(\$7,700)	(14%)		
<p>In 2021, SPR's General Fund budget was reduced by \$11.4 million due to pandemic-related revenue losses. This reduction was partially offset by realigning \$7.7 million of Park District funding from SPR's capital budget to SPR's operating budget. The remaining \$3.7 million included ongoing efficiencies and savings found within the department. This baseline change restores \$7.7M of General Fund and reduces Park District appropriation by the same amount within SPR's operating budget.</p>						
1B	MPD Capital Restoration	Park District (Capital)	\$7,700	14%	-	
<p>This companion baseline change restores \$7.7 million of Park District resources to SPR's capital budget as described below.</p> <ul style="list-style-type: none"> • Park Land Acquisition and Leverage Fund (\$1.5 million) • Major Projects Challenge Fund (\$1.8 million) • Major Maintenance Backlog and Asset Management (\$4.4 million) <p>The proposed budget reallocates \$5.4 million of the restored funding described in the next slide.</p>						

ADDS, REDUCTIONS & COST-SAVING MEASURES (\$000s) – 2/2

#	Program	Fund	Appropriation Change (from 2021 Adopted)		FTE Change	Council Priority
2	MPD Realignment: Workforce Equity	Park District	\$700	1%	4.25	
<p>SPR is re-envisioning the service model of the Human Resources Team to support the department’s vision of becoming an anti racist organization and to meet growing demand for HR services from an organization with over 1,000 permanent works and 800-1,000 temporary workers. The new model is supported by a \$700,000 realignment with MPD capital funding.</p>						
3	MPD Realignment: SPR Equity Teams	Park District	\$300	.5%	3.0	
<p>To support an ongoing investment in SPR’s Equity Teams and SPR’s Pathway to Equity, this change adds 3 positions and reallocates base budget resources. The effort is supported by a \$300,000 realignment of MPD capital funding.</p>						
4	MPD Realignment: Equitable Park Development Fund	Park District	\$300	.5%	2.0	
<p>SPR is proposing to transition the Major Projects Challenge Fund to a new Equitable Development Fund as recommended by a Park District Oversight Committee supported taskforce. The effort is supported by a \$300,000 realignment of MPD capital funding to begin this transition in 2022.</p>						
5	MPD Realignment: Inflation	Park District	\$1,000	2%	-	
<p>The Park District assumes a 2.5% cap on annual property tax increases that under paces inflation. To avoid property tax increases above this, SPR is proposing to utilize restored capital funding to support inflationary cost increases in the base budget and 2022 proposed (includes \$1M increase in appropriation).</p>						

QUESTIONS?

Item 2: Public Hearing
