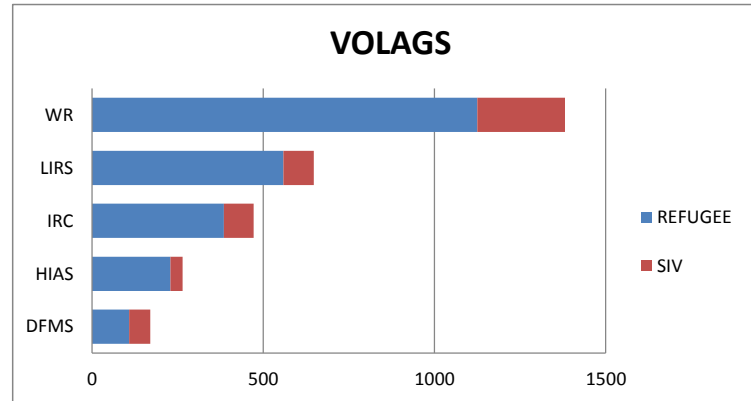


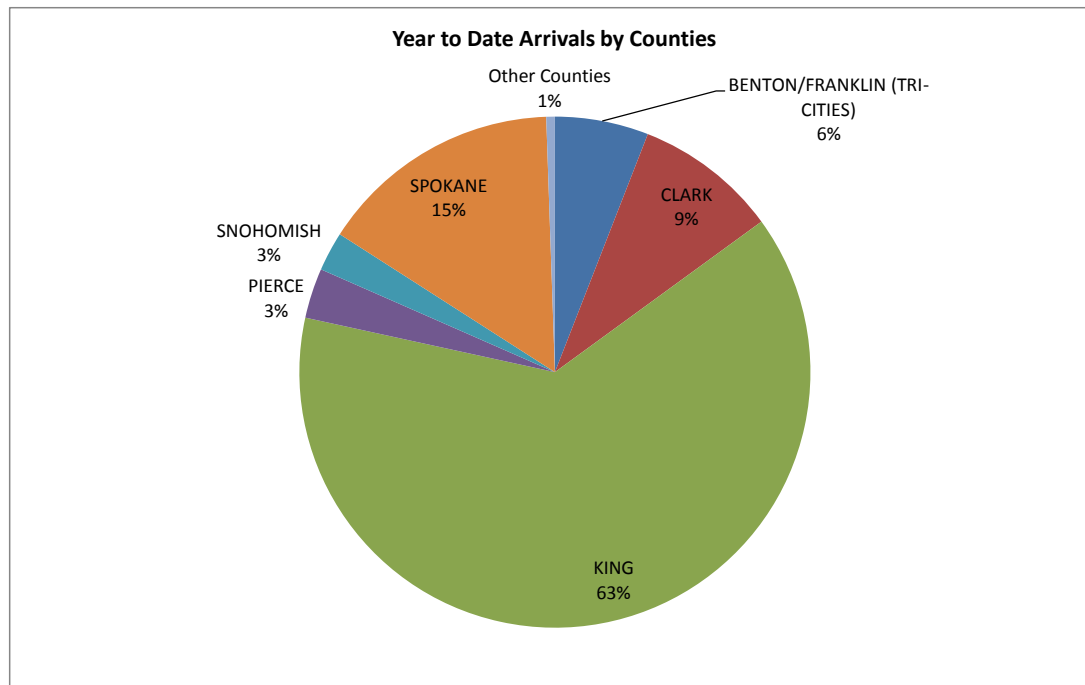
STATE OF WASHINGTON
REFUGEE AND SPECIAL IMMIGRANT ARRIVALS

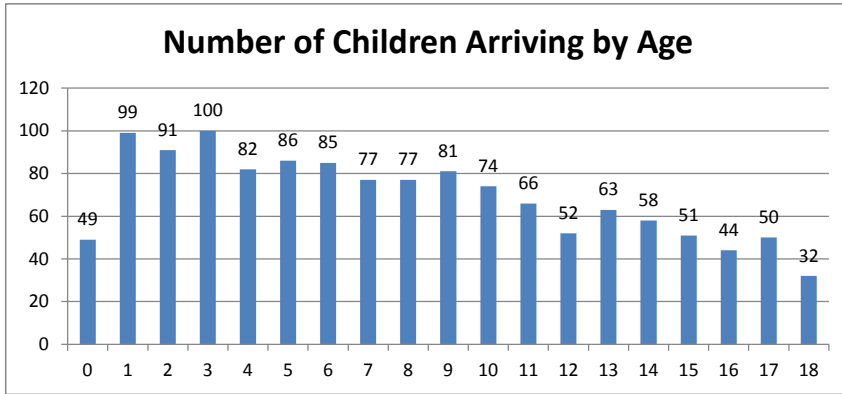
Office of Refugee and Immigrant Assistance
DEPARTMENT OF SOCIAL AND HEALTH SERVICES

Month	FFY 2014	FFY 2015	FFY 2016 TOTAL		
			RE	SIV	
October	45	269	244	48	292
November	376	323	169	83	252
December	198	255	268	44	312
January	219	243	201	50	251
February	281	184	187	131	318
March	233	182	275	45	320
April	256	211	271	27	298
May	160	160	230	39	269
June	331	222	315	28	343
July	349	272	255	34	289
August	191	189	0	0	0
September	224	411	0	0	0
Totals	2863	2921	2415	529	2944

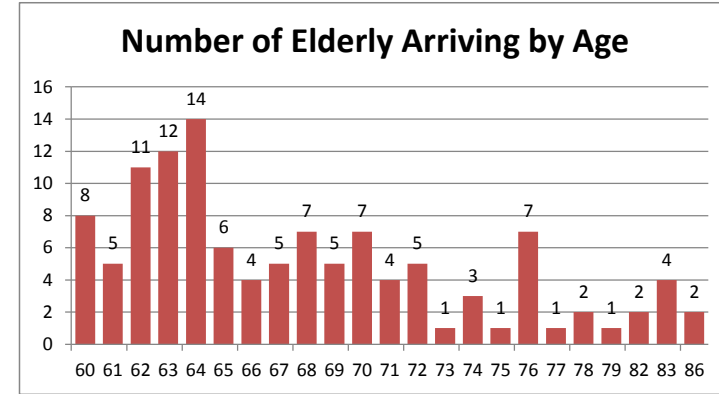


Nationality	Individuals
Ukraine	588
Afghanistan	450
Iraq	446
Somalia	324
Burma	175
Iran	174
Russia	121
Syria	116
Moldova	110
Dem. Rep. Congo	102
Eritrea	89
Bhutan	53
Ethiopia	37
Sudan	31
Belarus	27
Colombia	21
Kazakhstan	21
Georgia	15
Krygyzstan	15
Vietnam	13
Nepal	6
Palestine	6
El Salvador	2
Egypt	0
Jordan	0
TOTAL FFY16	2944





Total Children: 1317
School Age (5-18) 896



Total Elderly: 117