

SINCE IMPLEMENTATION - DEC 2019 OLS DATA REPORT

**Paid Sick &
Safe Time
(PSST)**



**Fair Chance
Employment
(FCE)**



**Wage Theft
(WT)**



**Minimum Wage
(MW)**



**Secure Scheduling
(SS)**



**Hotel Employee
Protections
(HEP)**



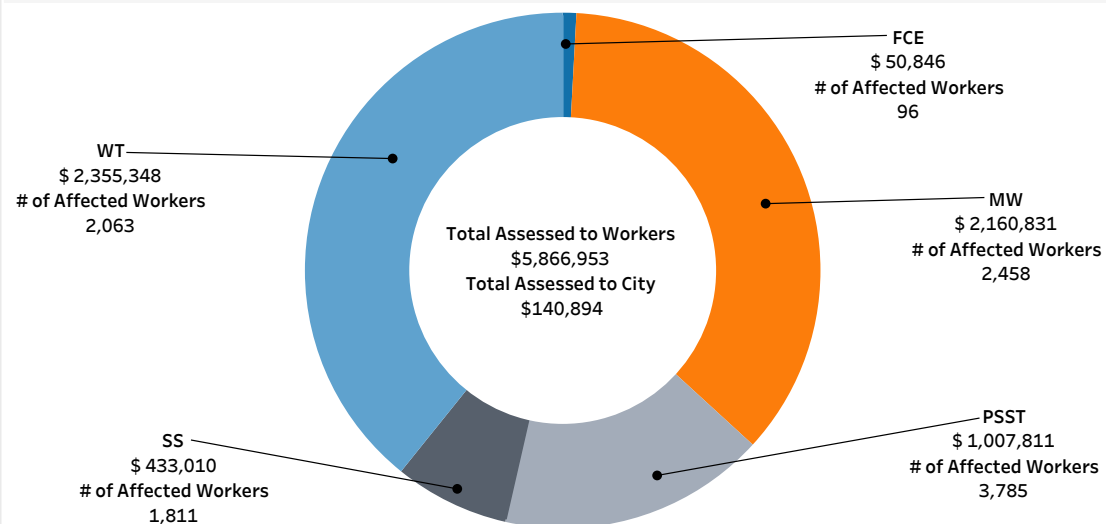
**Domestic Workers
(DW)**



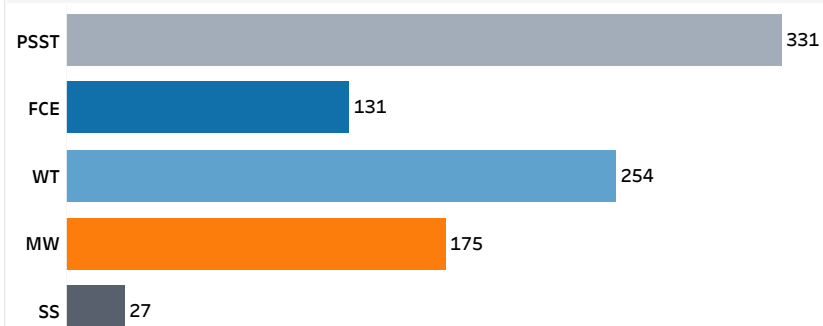
**Commuter Benefits
(CB)**



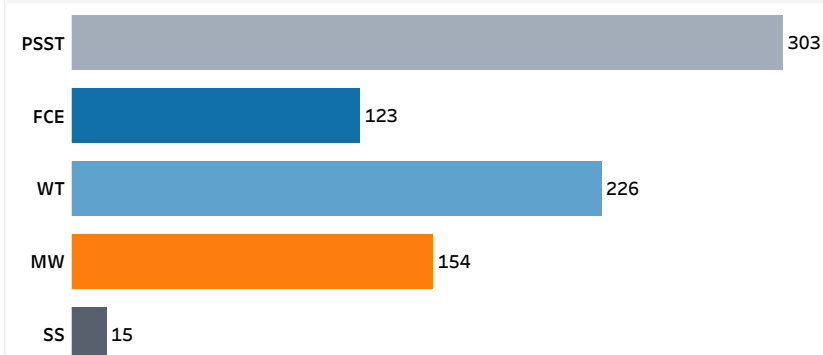
Total Financial Remedies Assessed: \$6,007,847



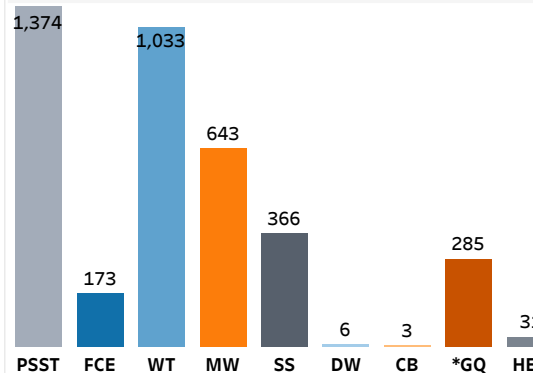
Number of Filed Investigations: 918



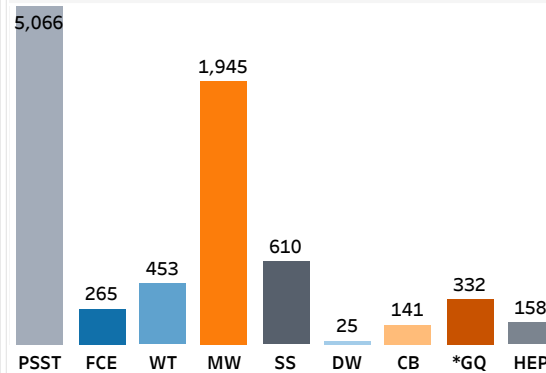
Number of Resolved Investigations: 821



Number of Worker Inquiries: 3,914



Number of Employer Inquiries: 8,995



Resolution Type

Settlement	527
Dismissal & No Violation	197
Determination	97

Trainings

321

*GQ: General Questions

NOTE: Report may be subject to revision based on future updates or corrections to data.