

# January - June 2018 OLS Data Report

Paid Sick & Safe Time


Fair Chance Employment

Minimum Wage

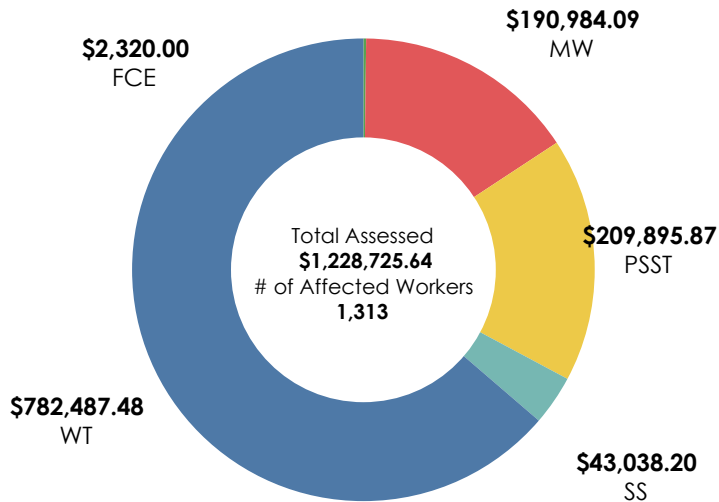
Wage Theft

Secure Scheduling

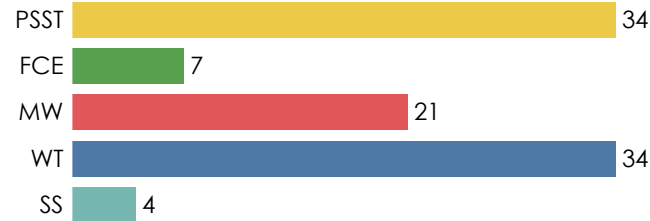
Hotel Employees Health & Safety Initiative



## Financial Remedies



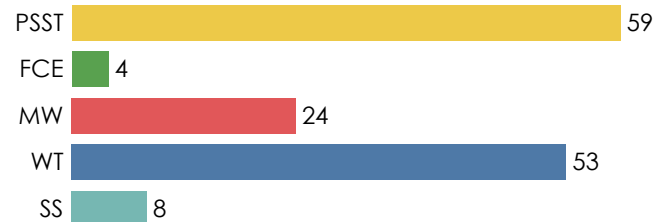
## Resolved Investigations



## Resolution Type

Determination	6
Dismissal/No Violation	25
Settlement	69

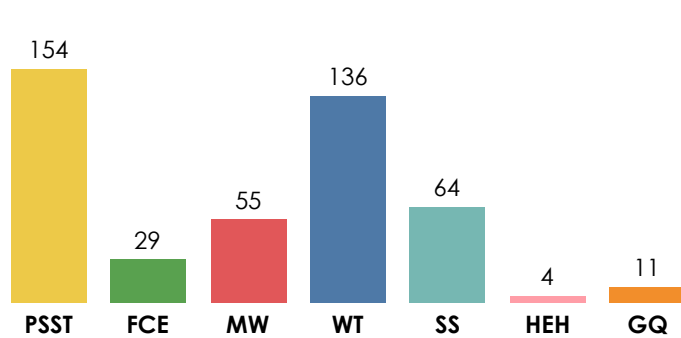
## Current Open Investigations



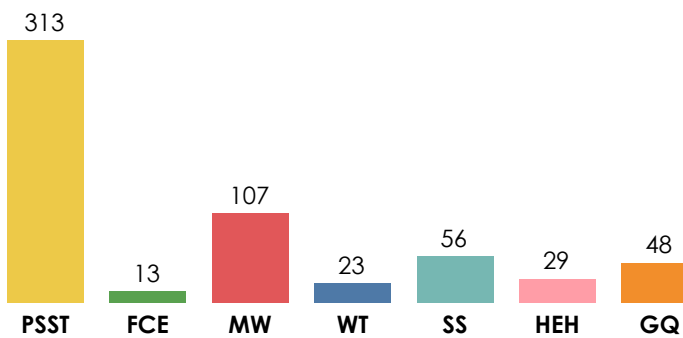
## Trainings

42

## Worker Inquiries



## Employer Inquiries



## SUMMARY

### Financial Remedies

Assessed to Workers: \$1,198,925.64  
Assessed to City: \$29,800  
Total Assessed: \$1,228,725.64  
# of Affected workers: 1,313

### Investigations

Total Resolved: 100  
Total Employers: 58

Total Current Open: 148  
Total Employers: 74

### Inquiries

Total Worker: 453  
Total Employer: 589

Trainings: 42