

April - June 2018 OLS Data Report

Paid Sick & Safe Time


Fair Chance Employment

Minimum Wage

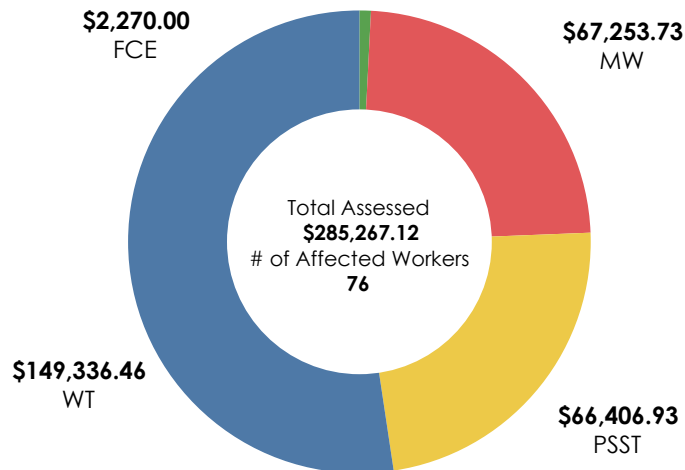
Wage Theft

Secure Scheduling

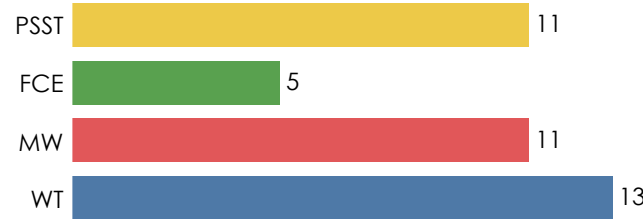
Hotel Employees Health & Safety Initiative



Financial Remedies



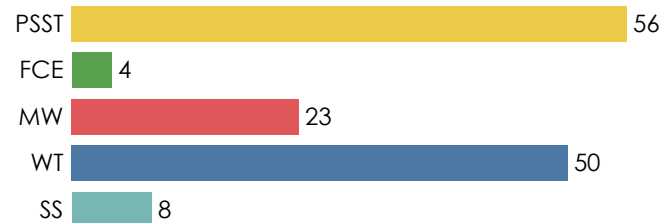
Resolved Investigations



Resolution Type

Determination	3
Dismissal/No Violation	12
Settlement	25

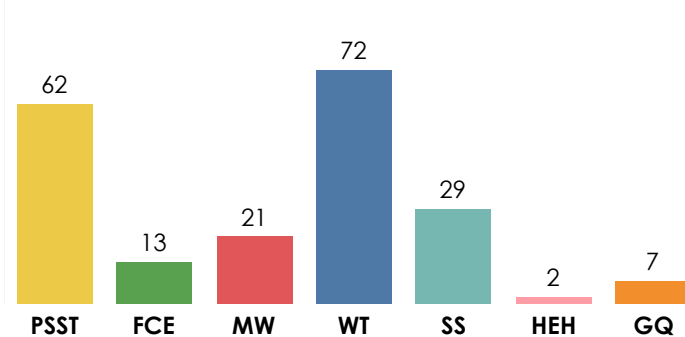
Current Open Investigations



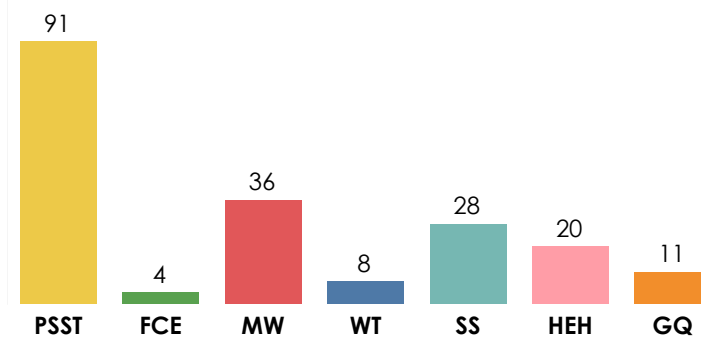
Trainings

14

Worker Inquiries



Employer Inquiries



SUMMARY

Financial Remedies

Assessed to Workers: \$279,767.12
Assessed to City: \$5,500
Total Assessed: \$285,267.12
of Affected workers: 76

Investigations

Total Resolved: 40
Total Employers: 25

Total Current Open: 141
Total Employers: 73

Inquiries

Total Worker: 206
Total Employer: 198

Trainings: 14