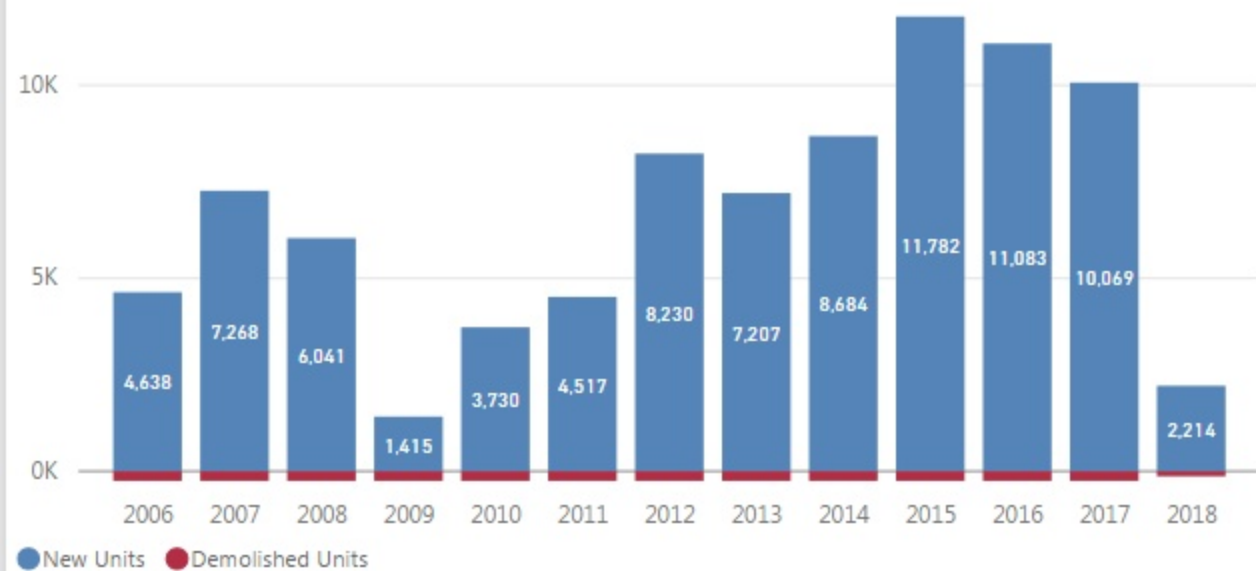


# Residential Building Permits 2006-2018

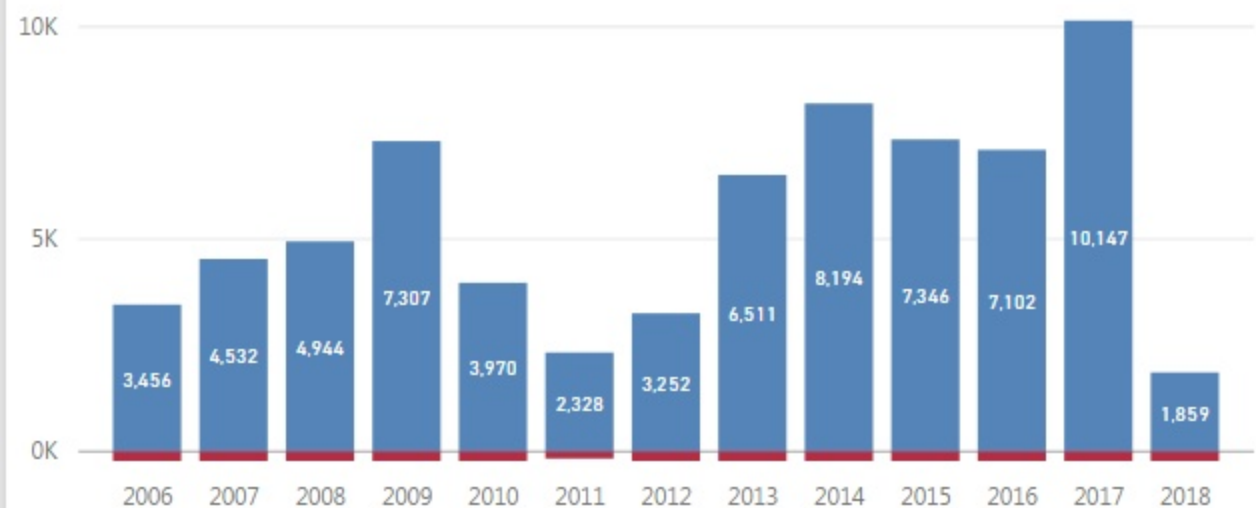
(through 1st Quarter) Source: SDCI Permit Data Warehouse, Building Construction Permits

## Residential units reported in the year the construction permit was issued.

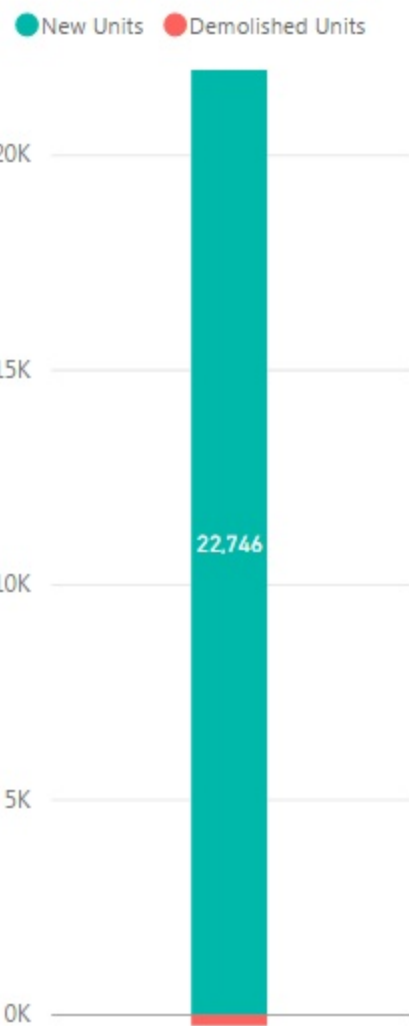
(includes units completed and those that are permitted, not yet built)



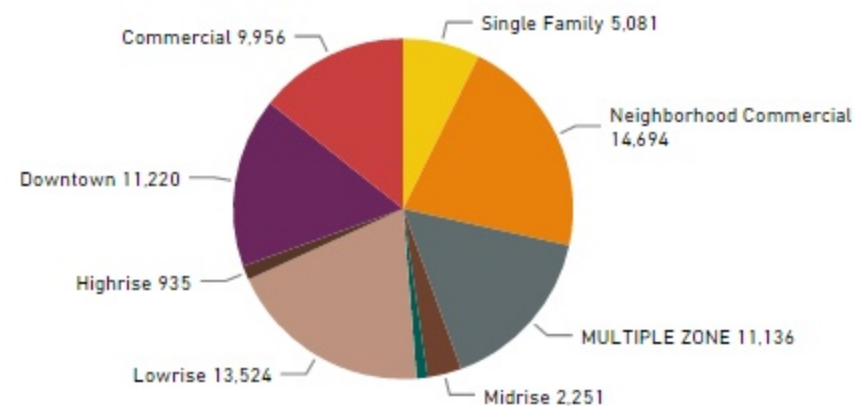
## Residential units reported in the year the construction permit was completed.



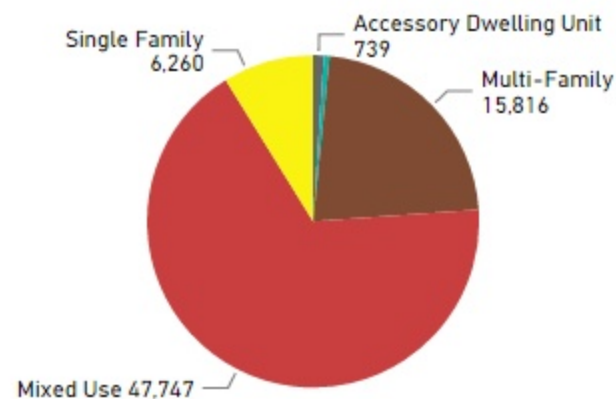
## Units Permitted, Not Yet Built



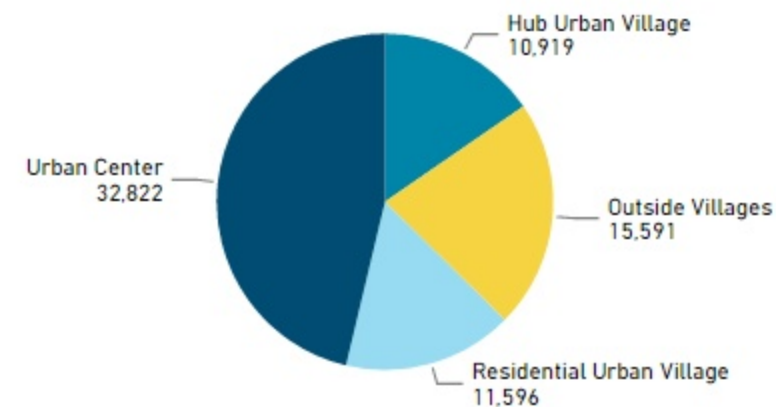
## New Built Units by Zoning Class



## New Built Units by Dwelling Unit type



## New Built Units by Urban Center/Village Type



BUILDING CONSTRUCTION PERMITS as of: 3/30/2018

RESIDENTIAL	Built Units by Year Finaled																					
	1996-2005		2006		2007		2008		2009		2010		2011		2012		2013		2014		2015	
	New	Demo	New	Demo	New	Demo	New	Demo	New	Demo	New	Demo	New	Demo	New	Demo	New	Demo	New	Demo	New	Demo
Single Family	4,123	1,227	476	254	534	396	594	415	474	164	250	115	242	81	391	165	423	246	679	361	641	337
Accessory Dwelling	697	43	46	6	28	1	39	0	51	0	70	1	49	0	65	1	52	1	58	1	71	4
Detached-Accessory					4	0	6	0	8	0	17	0	27	0	40	0	39	0	36	0	45	1
Multi-Family	18,453	2,463	2,292	269	1,779	400	1,667	320	1,384	102	437	47	520	27	676	82	673	49	1,811	357	1,092	152
Mixed Use	7,400	605	642	46	2,187	85	2,638	246	5,390	74	3,196	146	1,490	61	2,080	329	5,324	41	5,610	40	5,497	96
Institution							0	4	0	1												
Industrial																						
<b>Total</b>	<b>30,673</b>	<b>4,338</b>	<b>3,456</b>	<b>575</b>	<b>4,532</b>	<b>882</b>	<b>4,944</b>	<b>985</b>	<b>7,307</b>	<b>341</b>	<b>3,970</b>	<b>309</b>	<b>2,328</b>	<b>169</b>	<b>3,252</b>	<b>577</b>	<b>6,511</b>	<b>337</b>	<b>8,194</b>	<b>759</b>	<b>7,346</b>	<b>590</b>

	2006-2015		2016		2017		2018		2016-2018		Units Permitted, Not Yet Built *		
	New	Demo	New	Demo	New	Demo	New	Demo	New	Demo	New	Demo	
Single Family	4,704	2,534	710	423	706	738	140	77	1,556	1,238	1,209	373	<b>Non-Residential Development</b> Built 1996-2005 Non-Residential Total Sqft: 25,666,936  <b>Planning Estimate 2035</b> Housing Units: 70,000 Jobs: 115,000  <b>Development Capacity</b> Housing Units: 205,959 Non-Residential Total Sqft: 68,220,763 Jobs: 213,711
Accessory Dwelling	529	15	83	2	100	2	27	0	210	4	220	6	
Detached-Accessory	222	1	71	2	82	4	11	1	164	7	208	2	
Multi-Family	12,331	1,805	1,422	143	1,598	584	465	100	3,485	827	3,766	252	
Mixed Use	34,054	1,164	4,816	45	7,661	66	1,216	181	13,693	292	17,343	114	
Institution	0	5	0	1	0	1			0	2			
Industrial	0	0	0	1	0	10			0	11			
<b>Total</b>	<b>51,840</b>	<b>5,524</b>	<b>7,102</b>	<b>617</b>	<b>10,147</b>	<b>1,405</b>	<b>1,859</b>	<b>359</b>	<b>19,108</b>	<b>2,381</b>	<b>22,746</b>	<b>747</b>	

\* Permit issued, final inspection not completed. May be under construction, pre-construction, or complete awaiting final inspection.