

City of Seattle  
Department of Finance

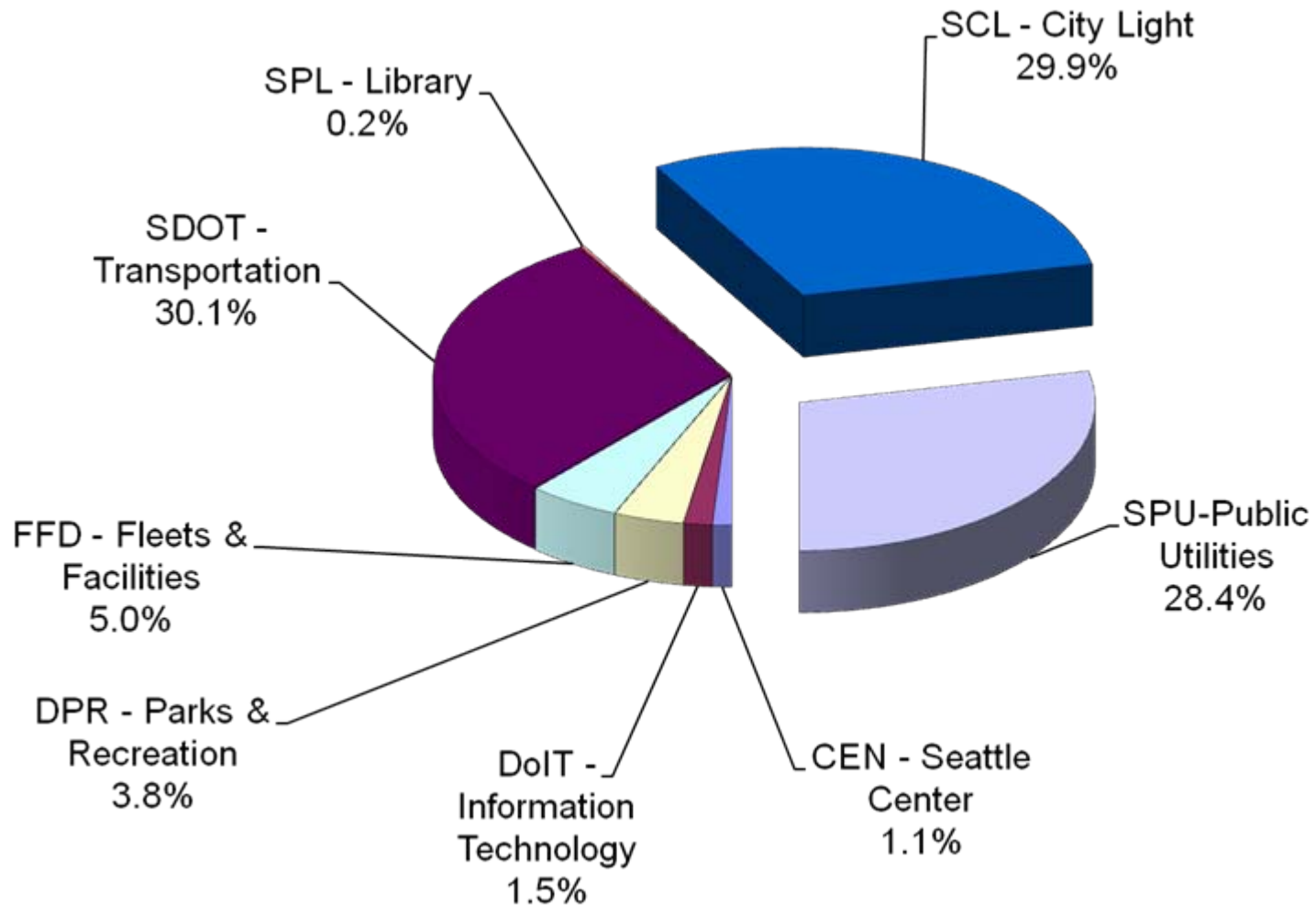
2009-2010 Revised REET Allocation  
Proposal

April 13, 2009

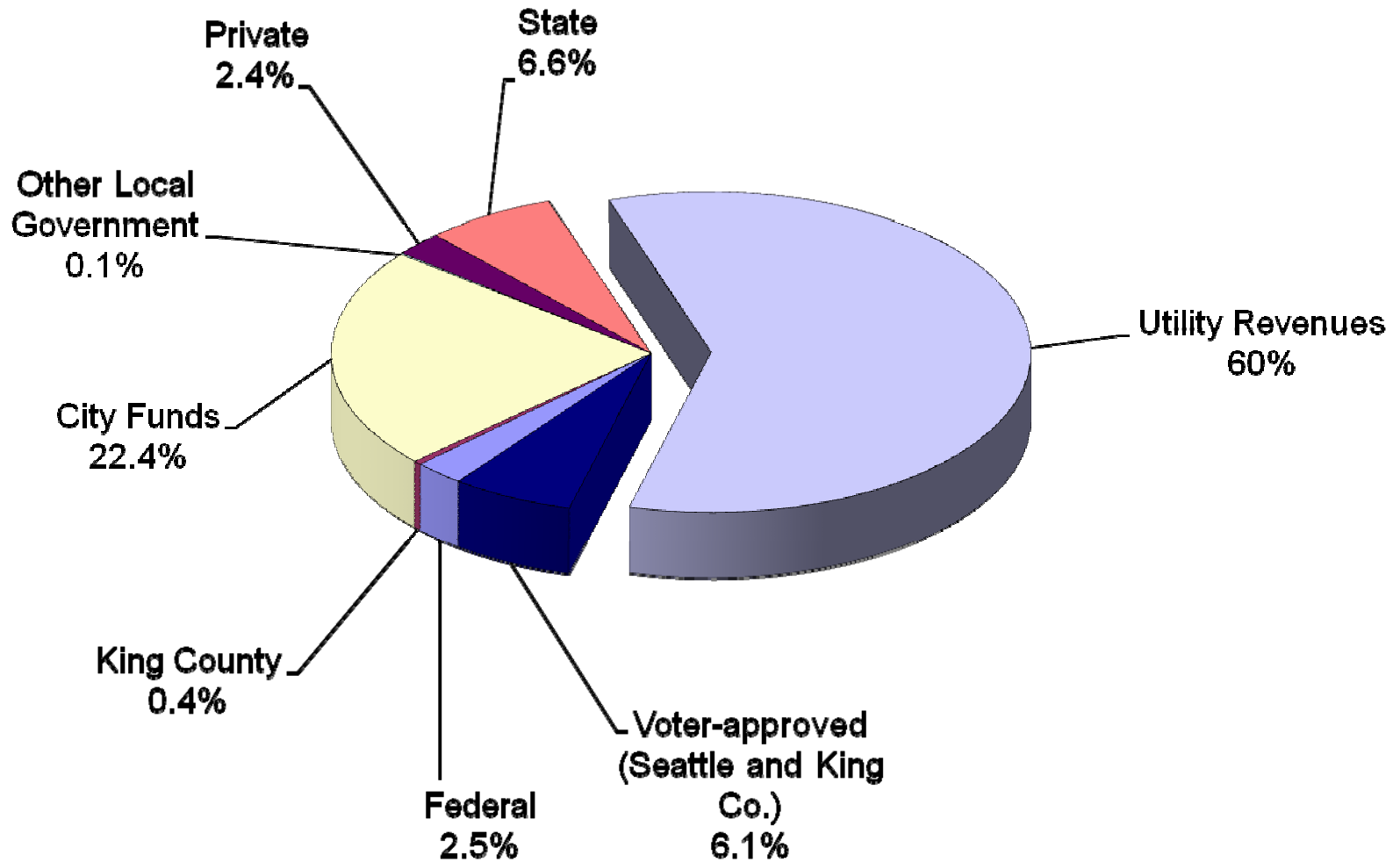
# 2009 Adopted CIP Overview

- Capital Improvement Program (CIP) rehabilitates, restores, and improves the City's capital facilities.
- 2009 Adopted CIP describes the City's capital projects and capital spending plans for the period 2009 – 2014.
- 2009 Adopted Budget appropriates resources for the 1<sup>st</sup> year of the 2009-2014 CIP.
- Under state law, unspent appropriations at the end of a year automatically “carry forward” into the next year, unless abandoned by ordinance.
- Utility projects (City Light and SPU) account for 58% of the 2009 Adopted CIP, transportation projects are 30%, and general government projects comprise the remaining 12% .

# 2009 Adopted CIP by Department - \$779 million

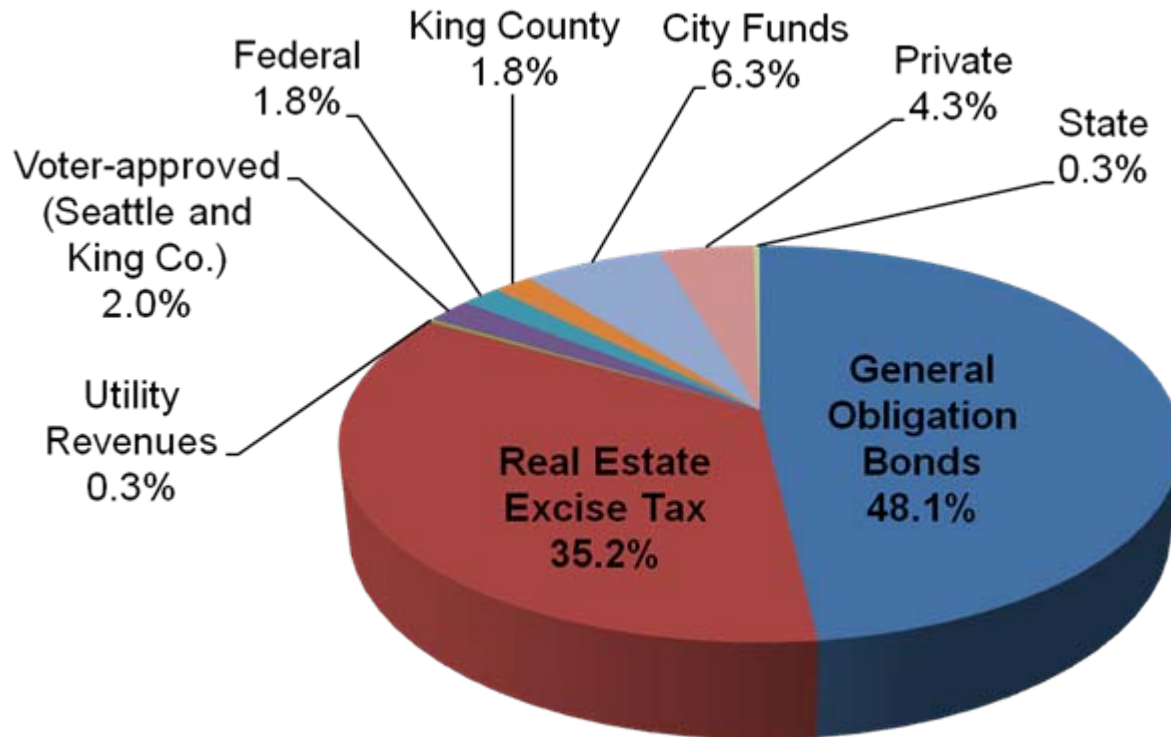


# 2009 Adopted CIP by Revenue Types

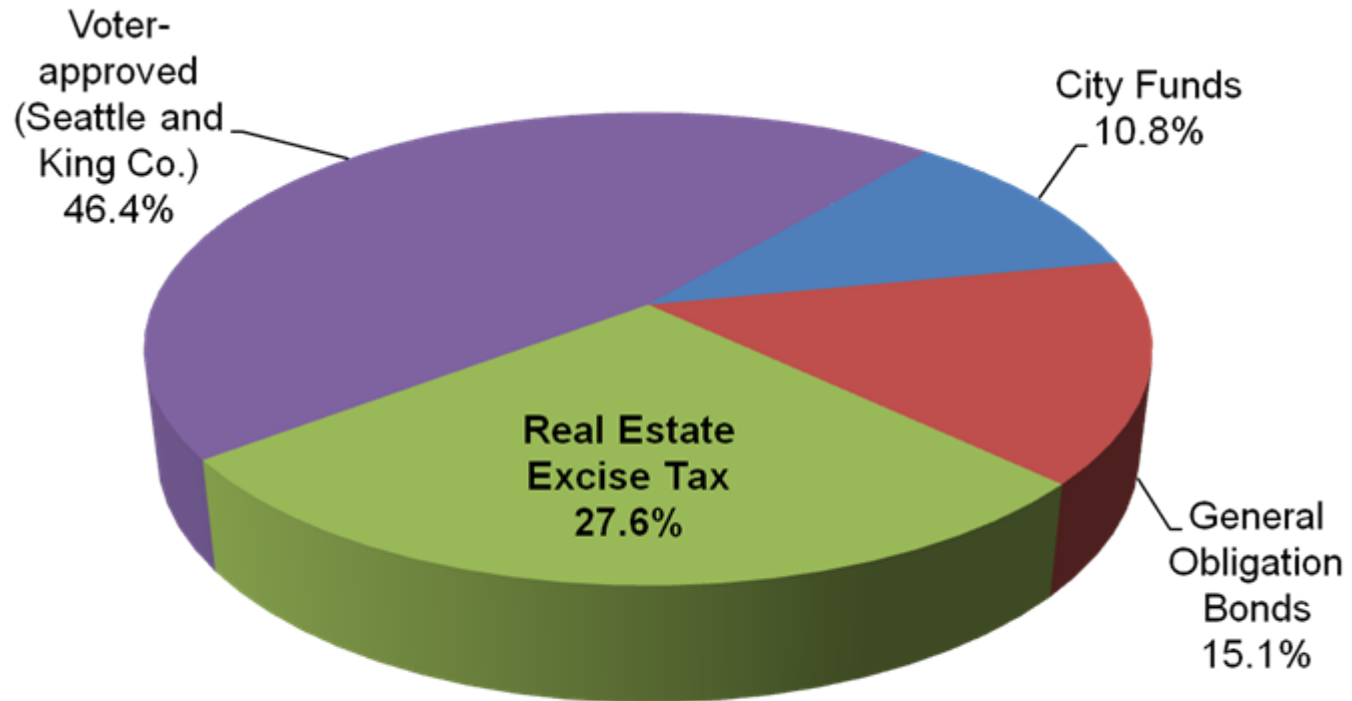


About 20% of "City Funds" are REET, the remaining sources are dedicated bonds, taxes, etc.

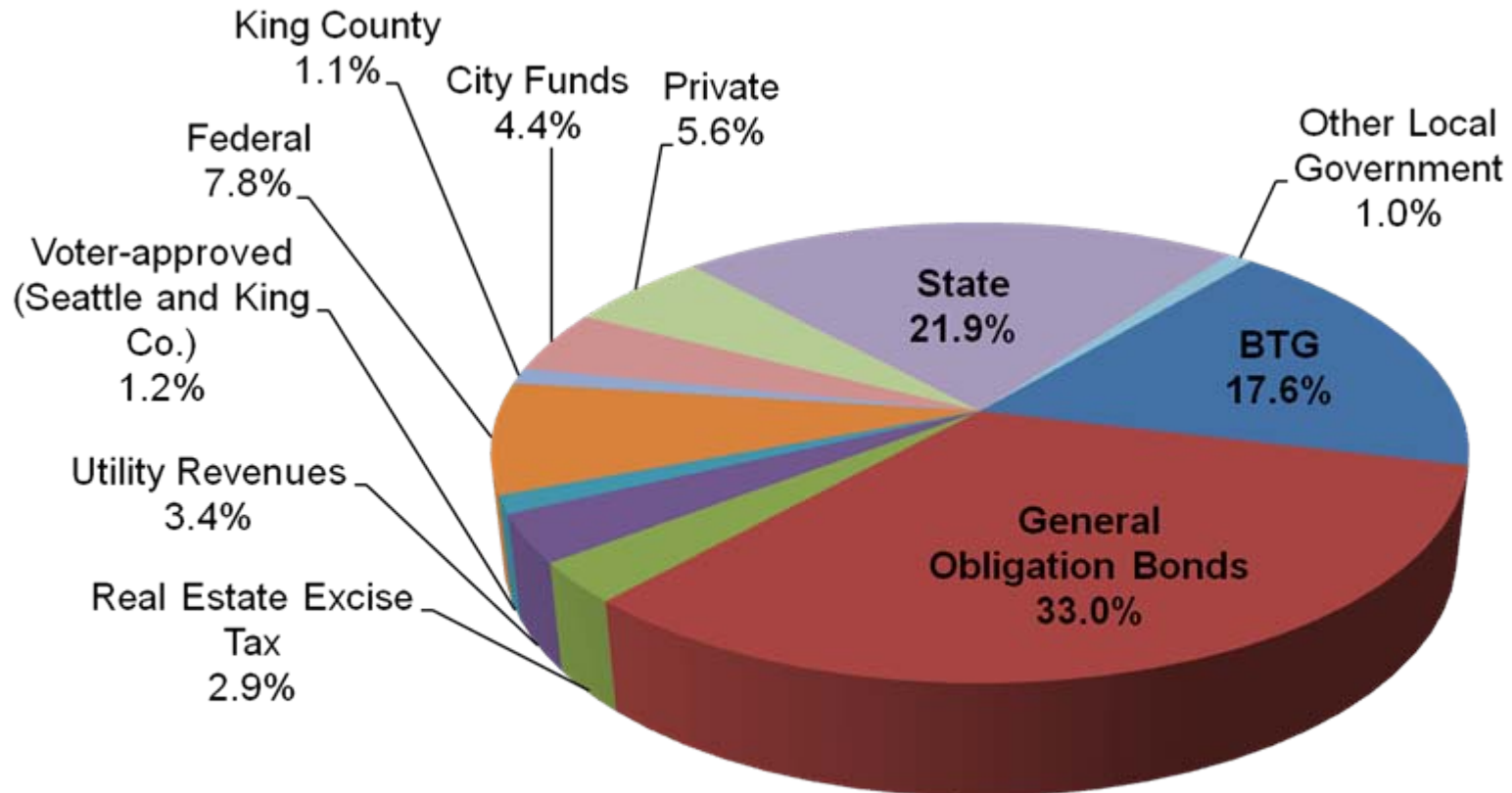
# 2009 Parks CIP Revenue Sources



# 2009 FFD CIP Revenue Sources



# 2009 SDOT CIP Revenue Sources



# Cumulative Reserve Subfund (REET) Status

	<u>2009 Adopted Budget (Nov. 2008)</u>	<u>April Forecast Revision (Apr. 2009)</u>
<b>Resources</b>		
2008 Yearend Balance (includes anticipated abandonments)	8,481,000	10,836,000
2009 Estimated Revenue	31,814,000	20,762,000
2010 Estimated Revenue	35,566,000	22,010,000
<b>Total Resources Available in the Biennium</b>	<b>75,861,000</b>	<b>53,608,000</b>
 <b>Biennial Planned Expenditures</b>		
2009-10 Debt Service Expenditures	28,013,000	28,013,000
2009-10 Discretionary Expenditures	47,021,000	47,021,000
<b>Total Planned Expenditures in the Biennium</b>	<b>75,034,000</b>	<b>75,034,000</b>
 <b>Balance</b>	 <b>827,000</b>	 <b>(21,426,000)</b>



## 2009-2010 Adopted CIP Project List (dollars in thousands)

				Data				
Fund	Dept	Priority	Project Title	Sum of 2009	Sum of 2010	Sum of 2009 DOF Recommended Amount	Sum of 2010 DOF Recommended Amount	
REET I	CEN	1	Open Space Restoration and Repair	304	225	250	270	
		2	Utility Infrastructure Master Plan & Repairs	180	-	150	30	
		3	McCaw Hall Asset Preservation Fund	200	200	100	200	
		4	Parking Repairs and Improvements	230	245	-	-	
		5	ADA Improvements	-	50	-	-	
		6	Roof/Structural Replacement and Repair	-	180	-	-	
		7	Fisher Pavilion Asset Preservation Fund	35	35	-	-	
		8	Waste/Recycle Center, Warehouse and Shops Improvements	30	30	-	-	
	<b>CEN Total</b>				<b>979</b>	<b>965</b>	<b>500</b>	<b>500</b>
	DPD	1	Tenant Relocation Assistance Program REET I	250	238	165	182	
	<b>DPD Total</b>				<b>250</b>	<b>238</b>	<b>165</b>	<b>182</b>
	DPR	7	Trails Renovation Program	325	325	315	315	
	<b>DPR Total</b>				<b>325</b>	<b>325</b>	<b>315</b>	<b>315</b>
	FFD	(blank)		Emergency Generators	415	-	-	-
				Marine Emergency Response Facilities	-	223	-	-
				North Precinct Interim Expansion	145	-	-	-
				Fire Stations	5,251	7,760	5,600	-
	<b>FFD Total</b>				<b>5,811</b>	<b>7,983</b>	<b>5,600</b>	<b>-</b>
	SPL	1		Major Maintenance	-	-	500	500
			2	Building Systems	457	473	-	-
				Landscape and Hardscape Restoration	52	54	-	-
			Minor Capital Improvements	56	58	-	-	
			Operational Efficiency Improvements	184	190	-	-	
			Roof and Structural Systems	489	506	-	-	
			Safety, Security and Access Improvements	214	221	-	-	
<b>SPL Total</b>				<b>1,452</b>	<b>1,502</b>	<b>500</b>	<b>500</b>	
<b>REET I Total</b>				<b>8,817</b>	<b>11,013</b>	<b>7,080</b>	<b>1,497</b>	
REET II	CRS	(blank)	Neighborhood Street Fund/CRS	-	1,000	-	1,000	
	<b>CRS Total</b>				<b>-</b>	<b>1,000</b>	<b>-</b>	<b>1,000</b>
	DPR	1		Electrical System Replacement Program	125	150	125	75
				Federal Pool Drain Requirement	-	-	400	-
			2	Boiler Replacement Program	175	175	150	150
			3	Small Building Roof Program	85	100	85	100
			4	Play Area Safety Program	120	120	120	120
			5	Landscape Restoration Program	430	430	430	430
			6	Irrigation Replacement Program	75	75	50	50
			8	Forest Restoration Program	566	566	96	96
			9	Environmental Remediation Program	75	75	75	75
			10	Ballfields - Minor Capital Improvements	50	50	50	-
			11	Pavement Restoration Program	175	200	175	-
			12	Tennis Court Small Scale Renovation Program	50	50	50	-
			13	Play Area Renovation	200	400	-	-
			14	Parks Upgrade Program	508	508	465	465
			15	Neighborhood Response Program	200	200	100	100
			16	Neighborhood Capital Program	44	-	44	-
			17	Urban Forestry - Green Seattle Partnership	1,500	2,000	430	620
			18	Urban Forestry - Tree Replacement	285	285	145	145
			19	Utility Conservation Program	250	250	150	150
			20	Basketball Court Lighting	175	-	175	-
			21	Aquarium Pier 60 Piling and Corrosion Renovation	-	657	-	657
			22	City Hall Park Restoration	-	450	-	-
			23	Colman Pool Renovations	180	720	180	620
			24	Denny Park Lighting	159	-	159	-
			25	Miller Playfield Renovation	1,760	-	1,560	-
			26	Langston Hughes Performing Arts Center - Renovation	-	365	-	365
			27	Waterfront Park Restoration	200	-	-	-
			28	Reservoirs - West Seattle and Maple Leaf Park Design	250	250	-	-
			29	Delridge Playfield Renovation	-	1,147	-	-
<b>DPR Total</b>				<b>7,637</b>	<b>9,223</b>	<b>5,214</b>	<b>4,218</b>	
SDOT	1		Bridge Painting Program	331	2,000	331	2,000	
			Hazard Mitigation Program - Landslide Mitigation Projects	200	200	200	200	
			NSF/CRS Neighborhood Program	952	-	952	-	
			Hazard Mitigation Program - Areaways	212	328	212	288	
			Retaining Wall Repair and Restoration	424	437	212	212	
			Arterial Major Maintenance	731	870	-	-	
			Sidewalk Safety Repair	359	368	-	-	
			Non-Arterial Asphalt Street Resurfacing	174	132	-	-	
			Non-Arterial Concrete Rehabilitation	54	55	-	-	
			Arterial Asphalt and Concrete Program	512	692	-	-	
<b>SDOT Total</b>				<b>3,949</b>	<b>5,082</b>	<b>1,907</b>	<b>2,700</b>	
<b>REET II Total</b>				<b>11,586</b>	<b>15,305</b>	<b>7,121</b>	<b>7,918</b>	
<b>Grand Total</b>				<b>20,403</b>	<b>26,318</b>	<b>14,201</b>	<b>9,415</b>	

## REET Cuts – Fire Levy

2009-10 REET resources planned CIP for Fire Levy: \$23.4 million (includes 2010 planned bonds)  
2009-10 Updated REET resource estimate: \$5.6 million

### **In addition, this proposal assumes following transfers:**

- Transfer \$1.9 million in REET and bond money from the North Precinct Replacement Project
- Reduce appropriations for improvements at Senior Centers by \$0.5 million

### **Proposal**

Continue work on the fire station projects already underway, with the exception of Fire Station 32 (West Seattle). Fire Levy property tax proceeds already appropriated to Fire Station 32 would be transferred to projects underway as necessary to complete them. Buildings in the worst condition are front-loaded in the Levy program.

### ***Fund with City Sources in 2009-2010***

---

- |                               |  |
|-------------------------------|--|
| • FS 2 (Belltown)             | Under Construction                               |
| • FS 17 (University District) | Under Construction                               |
| • FS 28 (Rainier Valley)      | Under Construction                               |
| • FS 31 (Northgate)           | Under Construction                               |
| • FS 33 (Rainier Beach)       | Under Construction                               |
| • FS 35 (Crown Hill)          | Bid phase  |
| • FS 37 (High Point)          | Bid phase  |
| • FS 38 (Hawthorne Hills)     | Bid phase  |
| • FS 39 (Lake City)           | Bid phase  |
| • FS 41 (Magnolia)            | Bid phase  |
| • FS 9 (Fremont)              | Pre-design                                       |
| • FS 13 (Beacon Hill)         | Pre-design                                       |
| • FS Generators               | Install generators at fire stations without them |
| • FS 16 (Green Lake)          | Not Started                                      |
| • FS 6 (Central District)     | Not Started                                      |

### ***Fund with Federal Stimulus Dollars (Pending Grant Availability and Award)***

---

- |                       |           |
|-----------------------|-----------|
| • FS 30 (Mount Baker) | Bid phase |
| • FS 21 (Greenwood)   | Design    |

### ***Fund Pending FEMA \$1M Grant Decision***

---

- |                |            |
|----------------|------------|
| • FS 14 (SoDo) | Pre-design |
|----------------|------------|

### ***Deferred until 2011 or Later***

---

- |                                  |   |
|----------------------------------|---|
| • FS 8 (Queen Anne)              | Seismic retrofit of '70s station; was planned for 2010  |
| • FS 11 (Highland Park)          | Seismic retrofit of '70s station; consultant selection complete; SDOT's work on Spokane Street delays project |
| • FS 24 (Bitter Lake)            | Seismic retrofit of '70s station; was planned for 2010  |
| • FS 25 (Capitol Hill)           | Renovation of '70s station; was planned for 2010  |
| • FS 27 (Georgetown)             | Seismic retrofit of '70s station; consultant selection complete   |
| • FS 32 (West Seattle Junction)  | Station replacement; end of Pre-Design Phase  |
| • FS 34 (Madison Park)           | Seismic retrofit of '70s station; consultant selection complete   |
| • FS 36 (Delridge/Harbor Island) | Seismic retrofit of '70s station.; was planned for 2010   |
| • FS 40 (Wedgwood)               | Seismic retrofit of '70s station; was planned for 2010  |

### ***Not Scheduled until 2011 or later in 2009-2014 CIP***

---

- |                           |                      |
|---------------------------|----------------------|
| • FS 20 (West Queen Anne) | • FS 18 (Ballard)    |
| • FS 22 (Roanoke)         | • FS 26 (South Park) |
| • FS 29 (Admiral)         |                      |

