

2009 Election Report

January 21, 2010



ABOUT THE SEATTLE ETHICS AND ELECTIONS COMMISSION

The Commission is a seven-member, citizen body that interprets, administers and enforces the Seattle Elections Code, Ethics Code, Election Pamphlet Code and Whistleblower Protection Code. Three members are appointed by the Mayor (confirmed by the City Council), three are appointed by the City Council and the seventh is appointed by the other six and confirmed by the City Council. Members serve three year terms.

Seattle Ethics and Elections Commission Members

Robert Mahon, Chair
Tarik Burney, Vice Chair

Ed Carr
Nancy Miller
Bill Sherman

Lynne Iglitzin
Michele Radosevich

Commission Staff

Wayne Barnett
Executive Director
wayne.barnett@seattle.gov

684-8577

Anthony Adams
Assistant to the Executive Director
anthony.adams@seattle.gov

684-8576

Kate Flack **684-8578**
Investigator
kate.flack@seattle.gov

Polly Grow
Campaign Finance Auditor
polly.grow@seattle.gov

615-1248

Robert B. DeWeese
Information Tech. Professional
bob.deweese@seattle.gov

684-8579

Mardie Holden
Sr. Training & Education Coordinator
mardie.holden@seattle.gov

684-0595

Commission Mailing Address:

P.O. Box 94729
Seattle, WA 98124-4729

Commission Street Address:

700 Fifth Avenue, Suite 4010
Seattle, WA 98104
USPS does not deliver mail to this address

Phone: (206) 684-8500 **Fax:** (206) 684-8590

E-Mail: ethicsandelections@seattle.gov **Web:** <http://www.seattle.gov/ethics>

BIENNIAL REPORT ON ELECTION FINANCING

The SEEC, following the biennial elections for municipal officeholders, publishes a report showing the money raised and spent promoting or opposing candidates and ballot issues.

Charts showing the contributions to, and expenditures by, candidate and ballot issue committees are also available on the Commission's web site: www.seattle.gov/elections. Visitors to the web site can access to up-to-date figures on:

- the total dollar value of contributions to each and every campaign committee, together with charts breaking down the data by the type of contributor, the size of the contribution, and the area from which the contribution was reported;
- the total number of contributors to each and every campaign committee, together with charts breaking down the data by the type of contributor, the size of the contribution, and the area from which the contribution was reported;
- the total value of expenditures made by each and every campaign committee;

Visitors to the web site can also get a list of every contributor to every campaign, and can search the Commission's database by name – for example, “John Doe” – or by employer – for example, “City of Seattle.”

This report does not include all of the charts and graphs already available on the web site. Instead, this report provides some information placing the financing of the 2009 election season in historical context, and provides some information that isn't readily accessible at our web site.

This report covers all disclosed activity from the beginning of the 2009 election cycle, May 1, 2006, through December 10, 2009.

The following is a list of 2009 City Primary election and General election candidates and ballot issues. Candidates who competed in the General election are in **bold**, and names are followed by an “I” (incumbent) and/or an “E” (elected).

City of Seattle Mayor Elizabeth Campbell James Donaldson Jan Drago Kwame Wyking Garrett Joe Mallahan Michael McGinn (E) Greg Nickels (I) Norman Zadok Sigler	City of Seattle Council- Position 4 Sally Bagshaw (E) David Bloom Brian Carver Dorsol Plants Thomas Tobin
City of Seattle City Attorney Tom Carr (I) Pete Holmes (E)	City of Seattle Council- Position 6 Jessie Israel Marty Kaplan Nick Licata (E,I)
City of Seattle Council- Position 2 Richard Conlin (E,I) David Ginsberg	City of Seattle Council- Position 8 Bobby Forch David Miller Mike O'Brien (E) Robert Rosencrantz Jordan Royer Rusty Williams

A. Summary of all 2009 contributions

Tables 1 and 2 below list the total amount of contributions received by each candidate and ballot issue committee from four categories: 1) contributions and loans from the candidate; 2) miscellaneous receipts, such as proceeds from t-shirt sales or transfers from a previous committee for the same office; 3) uncoded receipts, which are small contributions of \$25 or less and are not itemized by campaigns; and 4) contributions from individuals and groups. This chart also details the number of contributors, other than the candidate, to each campaign and the average size of the contribution from those contributors.

Two items merit special attention. First, four of the six winning candidates collected less money than their opponents. In the 2005 and 2007 cycles combined, just one candidate prevailed despite having been outspent. Second, the American Chemistry Council contributed \$1,386,175 to the referendum on the bag fee, making it the largest campaign contributor to a Seattle contest since the SEEC has been tracking contributions.

	Total Contributions	Candidate	Misc./ Prev. Campaign	Uncoded	Individuals & Groups		
					Amount	No.	Average
Mayor							
Elizabeth Campbell	\$2,371	\$1,391	-	-	\$980	4	\$245.00
James Donaldson	\$51,906	\$10,068	-	\$3,616	\$38,222	227	\$184.31
Jan Drago	\$157,993	\$4,850	\$1	\$6,407	\$146,735	587	\$260.89
Kwame Wyking Garrett	-	-	-	-	-	0	-
Joe Mallahan	\$806,378	\$290,430	\$371	\$15,981	\$499,845	1,720	\$299.90
Mike McGinn	\$222,570	\$420	-	\$24,839	\$197,362	1,442	\$154.09
Greg Nickels	\$596,510	\$700	\$23,502	\$31,189	\$541,119	2,265	\$252.67
Norman Zadok Sigler	\$14,625	\$735	-	\$3,550	\$10,339	149	\$93.21
All Committees	\$1,852,353	\$308,594	\$23,874	\$85,582	\$1,434,602	6,394	\$ 237.75

City Attorney							
Tom Carr	\$97,439	\$1,514	\$3,664	\$7,265	\$84,996	474	\$ 194.64
Pete Holmes	\$87,622	\$6,351	-	\$8,339	\$69,020	511	\$ 151.39
All Committees	\$185,061	\$7,865	\$3,664	\$15,604	\$154,016	985	\$ 172.20

Council Pos. 2							
Richard Conlin	\$176,886	\$-	\$3,782	\$25,371	\$128,398	1,194	\$ 128.78
David Ginsberg	\$42,548	\$6,317	-	\$5,979	\$29,252	277	\$ 127.19
All Committees	\$ 219,932	\$6,317	\$3,782	\$31,350	\$157,650	1471	\$ 128.48

Council Pos. 4							
Sally Bagshaw	\$225,887	\$10,050	-	\$11,942	\$203,895	963	\$ 224.13
David Bloom	\$93,003	\$1,476	\$12	\$11,632	\$79,883	667	\$ 137.20
Brian Carver	\$ 5,915	\$1,593	-	\$906	\$3,416	36	\$ 120.06
Dorsol Plants	\$ 6,855	\$580	-	\$694	\$5,581	38	\$ 165.13
Thomas Tobin	\$ 3,121	\$1,366	-	\$55	\$1,700	12	\$ 146.25
All Committees	\$ 344,501	\$15,065	\$12	\$25,229	\$294,475	1716	\$ 186.31

	Total Contributions	Candidate	Misc./ Prev. Campaign	Uncoded	Individuals & Groups		
					Amount	No.	Average
Council Pos. 6							
Jessie Israel	\$189,533	\$15,200	-	\$11,956	\$162,377	868	\$ 200.84
Marty Kaplan	\$82,655	\$6,835	-	\$2,855	\$72,965	290	\$ 261.45
Nick Licata	\$140,995	\$20	\$26,997	\$21,111	\$92,867	984	\$ 115.83
All Committees	\$ 413,048	\$22,055	\$26,997	\$35,922	\$328,209	2142	\$ 170.00

Council Pos. 8							
Bobby Forch	\$39,904	\$11,254	-	\$2,685	\$25,965	159	\$180.19
David Miller	\$69,320	\$9,219	-	\$5,645	\$54,456	322	\$ 186.65
Mike O'Brien	\$132,537	\$150	\$4	\$13,421	\$118,962	749	\$ 176.75
Robert Rosencrantz	\$227,421	\$37,006	-	\$12,515	\$177,900	888	\$ 214.43
Jordan Royer	\$111,158	\$0	\$90	\$4,455	\$106,613	457	\$ 243.04
Rusty Williams	\$41,736	\$24,210	\$0	\$3,401	\$14,125	159	\$ 110.23
All Committees	\$ 622,575	\$81,839	\$94	\$42,122	\$498,021	2734	\$ 197.57

Table 1

	Total Contributions	Misc./ Prev Campaign	Uncoded	Individuals & Groups		
				Amount	No.	Average
Bag Fee Referendum						
Seattle Green Bag Campaign	\$101,510	\$1,375	\$8,867	\$91,268	358	\$279.71
Coalition to Stop the Seattle Bag Tax	\$1,441,047	\$100	\$25	\$1,440,922	6	\$240,157.83
All Committees	\$1,542,557	\$1,475	\$8,892	\$1,532,190	364	\$4,233.74

Housing Levy						
Yes for Homes	\$334,505		\$5,189	\$329,316	427	\$783.38

Table 2

B. The 2009 Contests for City Council in Context

1. The number of contributors to City Council campaigns was close to average.

As of this writing, 8,192 contributors¹ participated in the 2009 City Council election. That is more than the number of contributors who participated in 2007 and well more than the number of contributors who participated the last time the election was held during a recession. Between 1997 and 2007, Council campaigns averaged 8,824 contributors per election cycle.

The number of contributors who gave less than \$100 to a City Council candidate also bounced back from 2007, when it stood at its lowest level since the Commission began tracking contributions by size. This year the number of contributions of \$600 or more was the lowest it has been since 2001, when the contribution limit was \$600. The number of contributors who gave more than \$600 fell almost 28 percent from 2007.

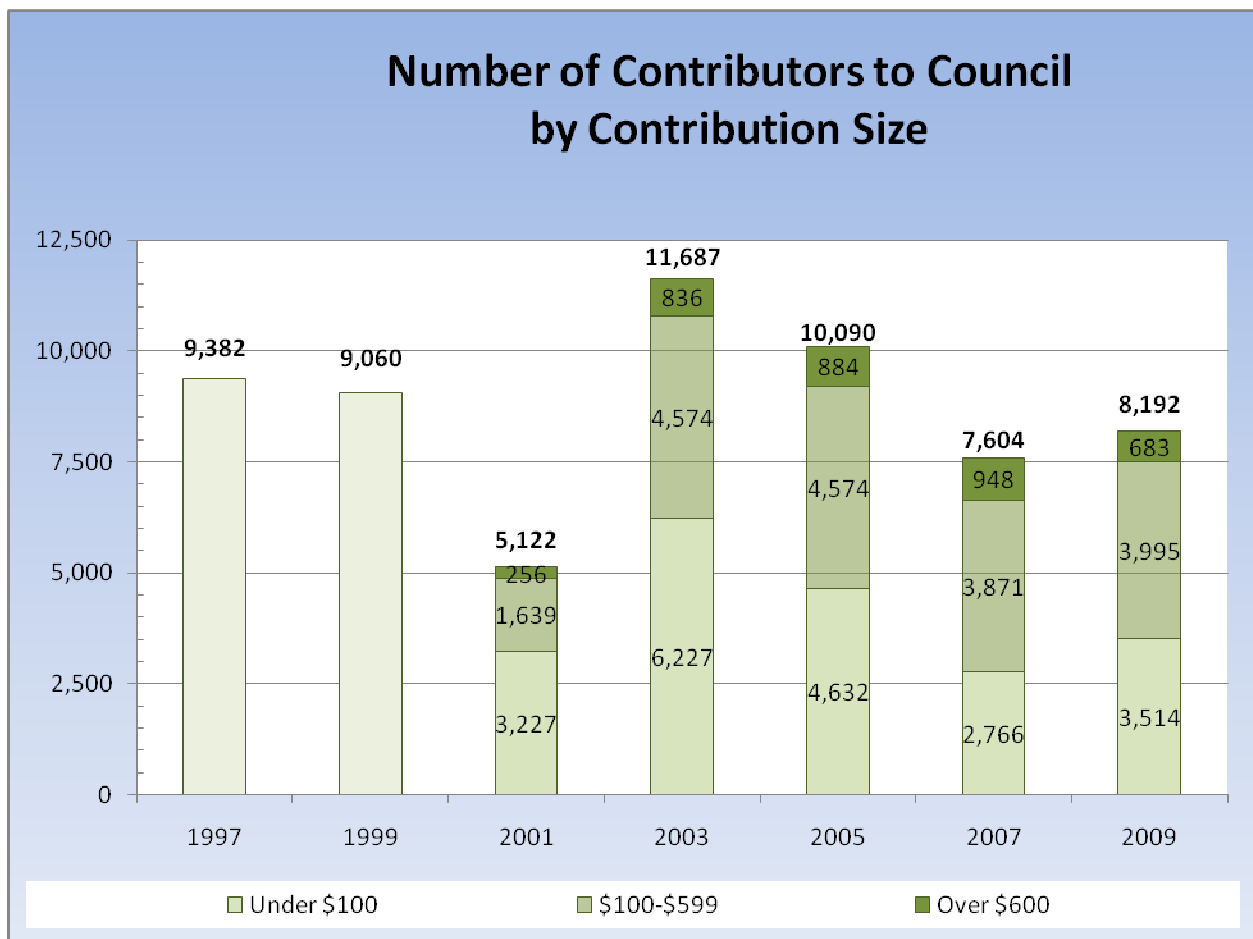


Figure 1

¹ This number factors out individual contributors who made more than one contribution to a single campaign, but counts as two contributors one individual who gave to two or more campaigns.

2. **The average value of contributions to City Council campaigns fell for the first time in at least 16 years.**

The average contribution fell to \$178 in 2009, just \$8 more than it was four years ago, and a fall of more than 16 percent from 2007.

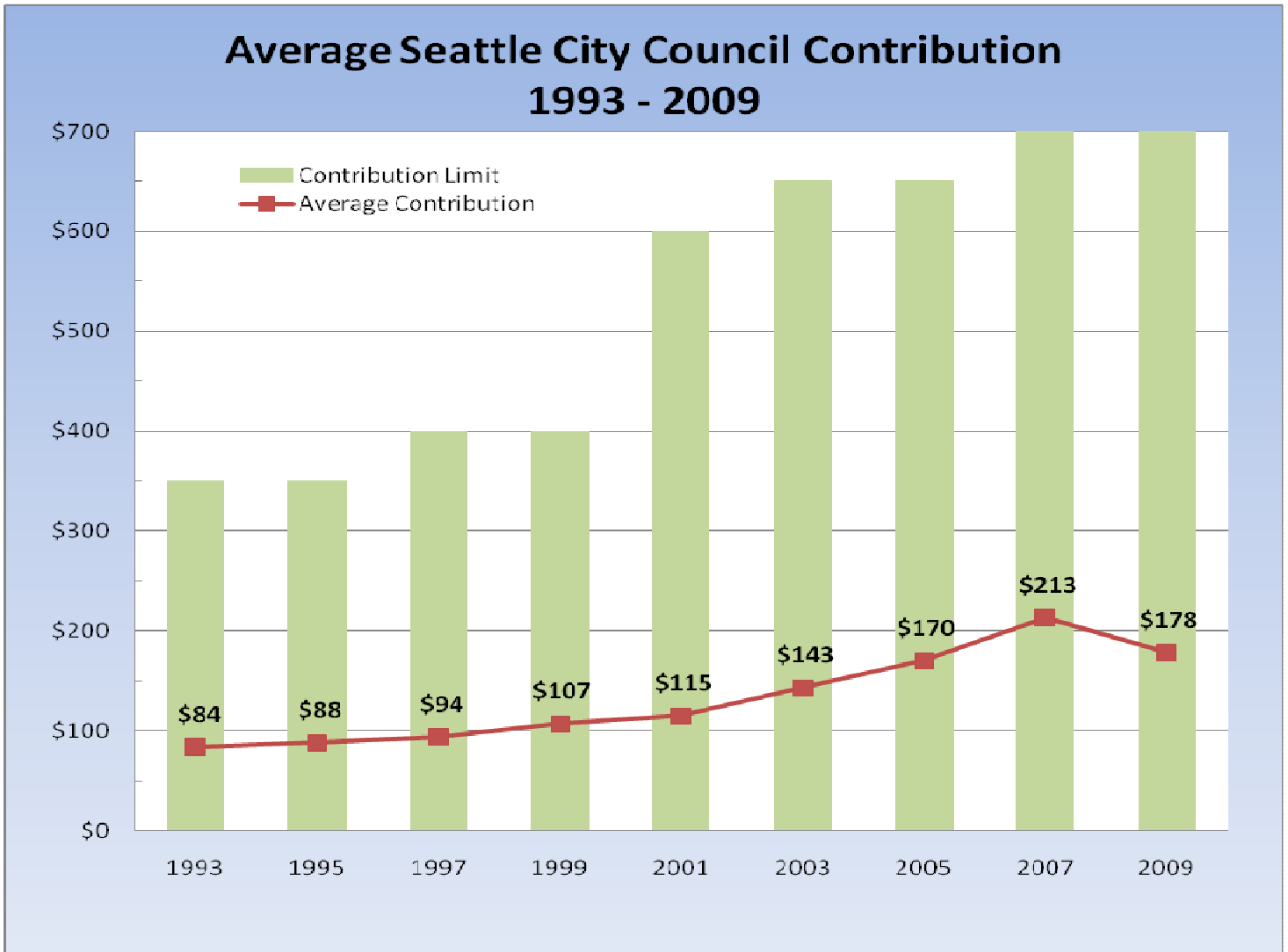


Figure 2

3. Total Council Campaign Fundraising Hit a Four-Cycle Low.

City Council candidates had less money to spend in 2009 than they did in the last three election cycles. While funds raised in contributions of less than \$600 was up slightly, funds collected in increments of \$600 or more, and miscellaneous receipts (primarily candidate contributions) both declined from 2007. All totaled, City Council candidates raised almost \$300,000 less than they raised just two years ago.

The decline in fundraising was broad based. In both 2005 and 2007, six of the general election candidates raised in excess of \$200,000. In 2009, only two candidates raised more than \$200,000.

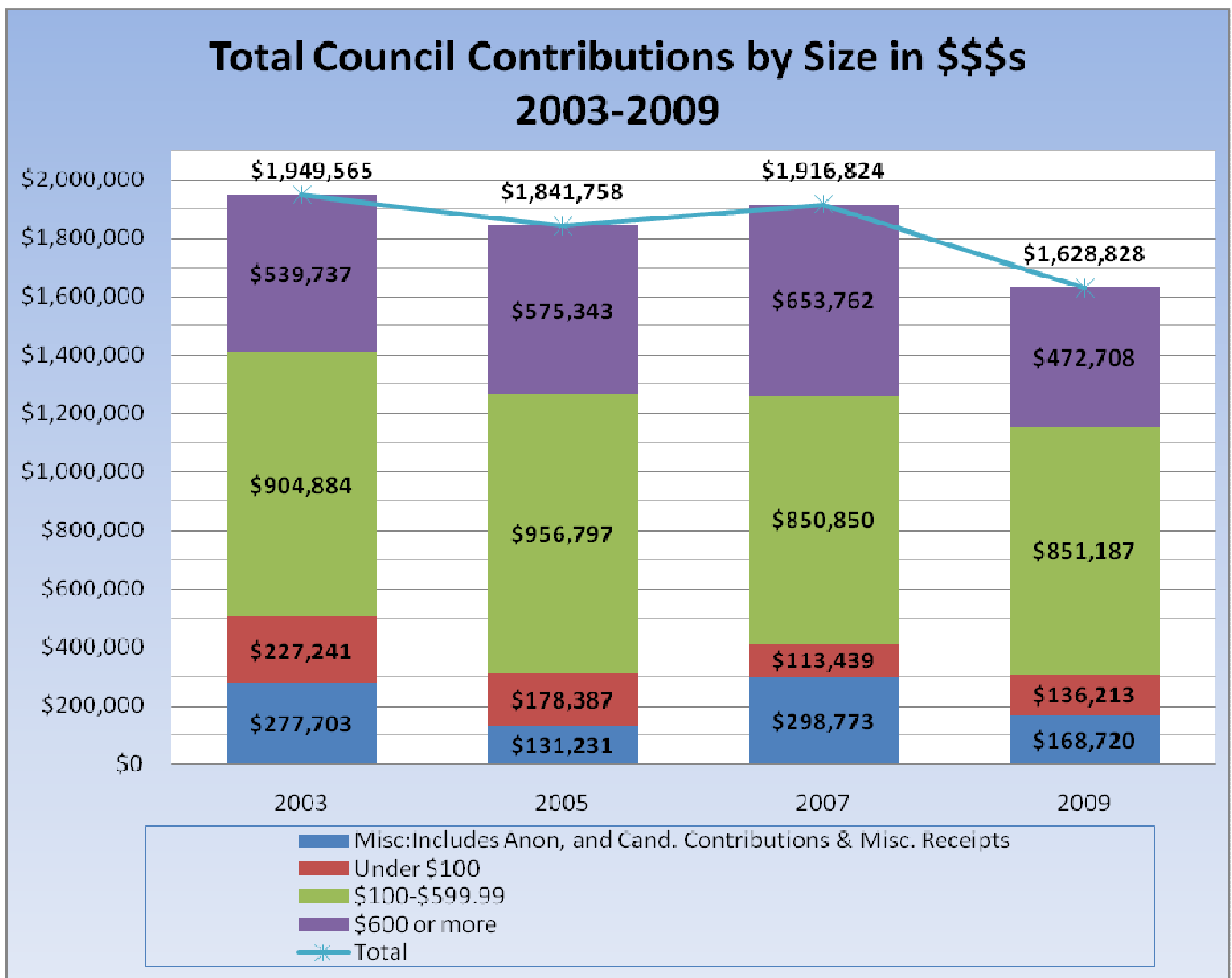


Figure 3

4. Money spent on literature and mail continues to decline.

In 2009, the percentage of money spent by City Council candidates on fundraising stabilized after rising steeply between 2005 and 2007. Notably, the percentage of campaign funds spent on television and radio ads nearly doubled, while spending on literature and mail is off by a third since 2005.

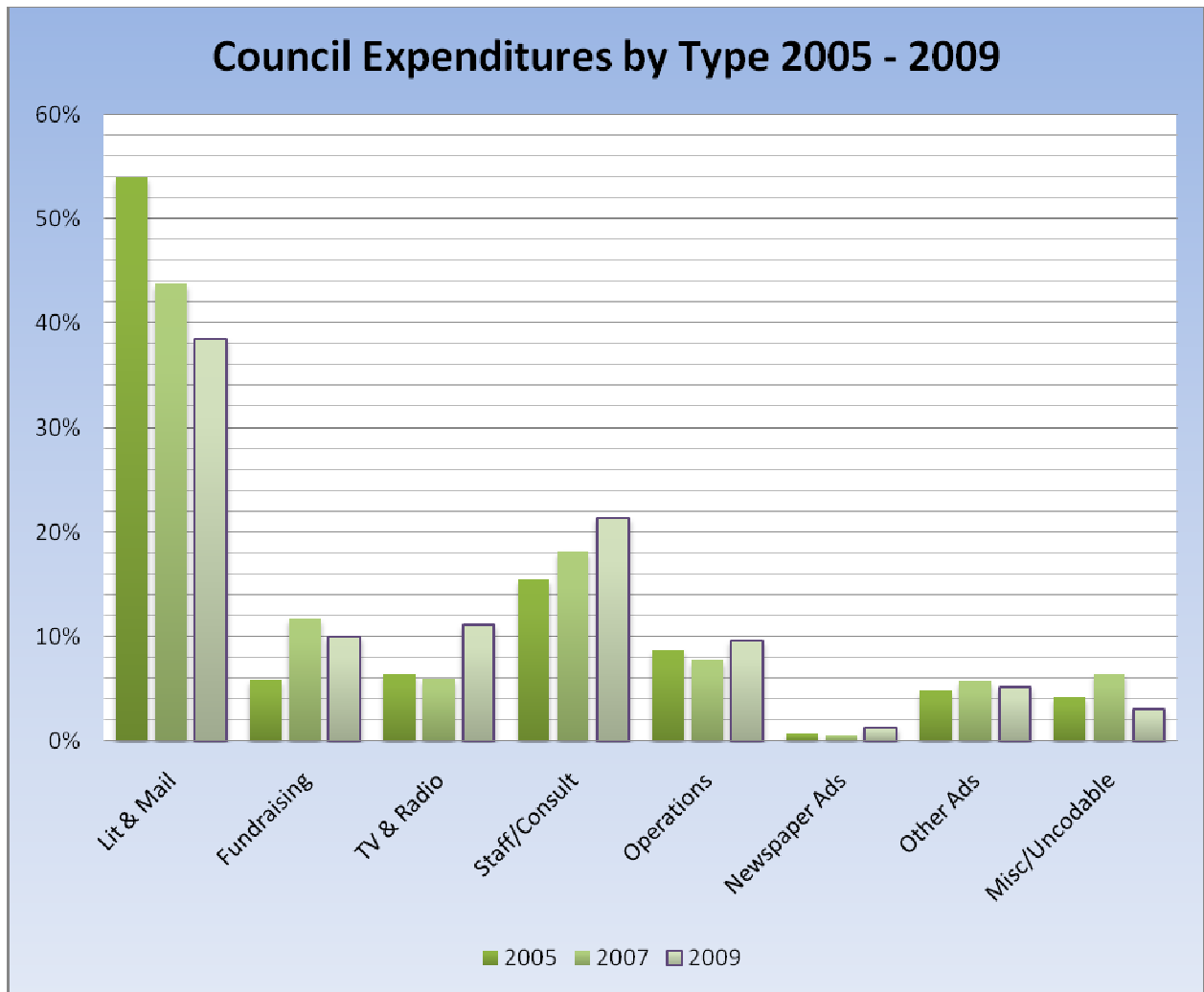


Figure 4

C. The Mayoral Race in Context.

The following three charts are produced for historical purposes. Because there have been just three mayoral contests over the past eight years, as opposed to 23 City Council races, we make no attempt to identify trends.

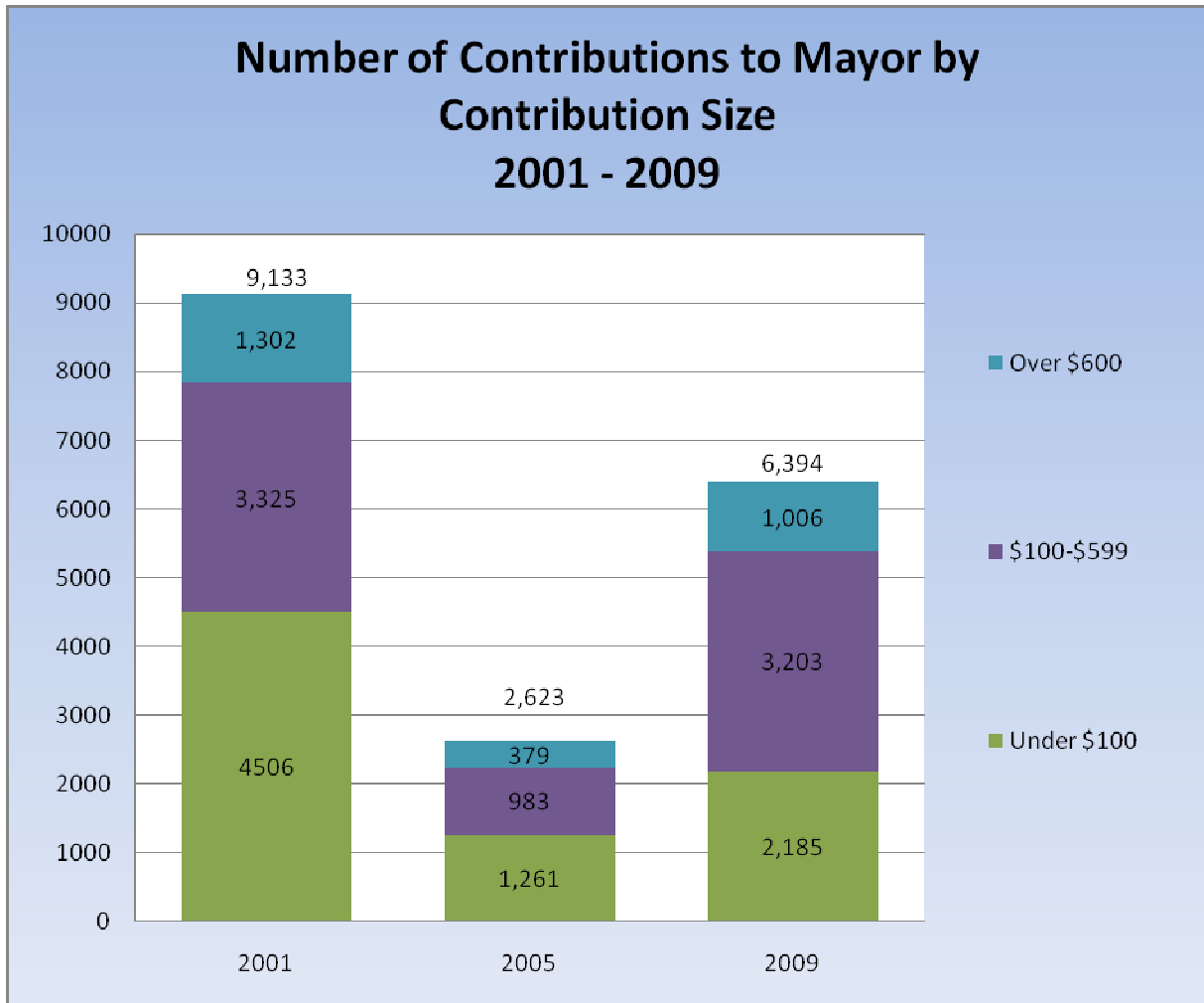


Figure 5

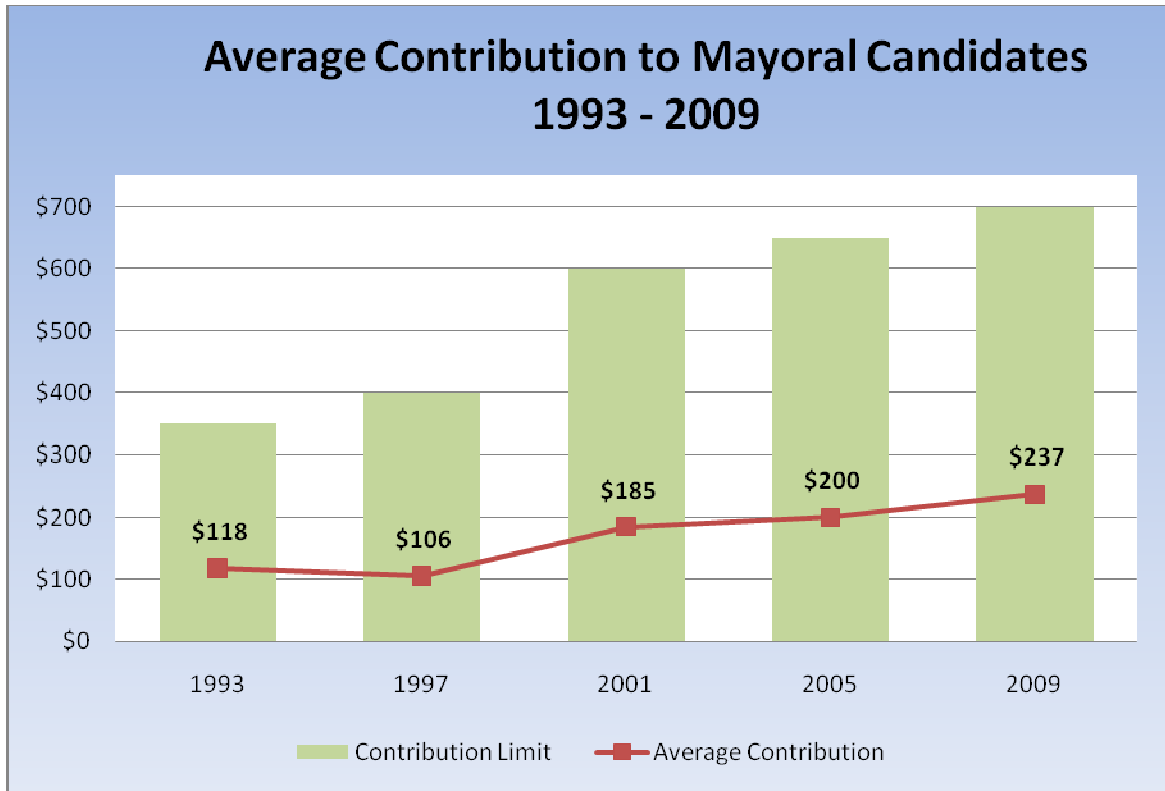


Figure 6

Contributions to Mayoral Campaigns By Size in \$\$\$s

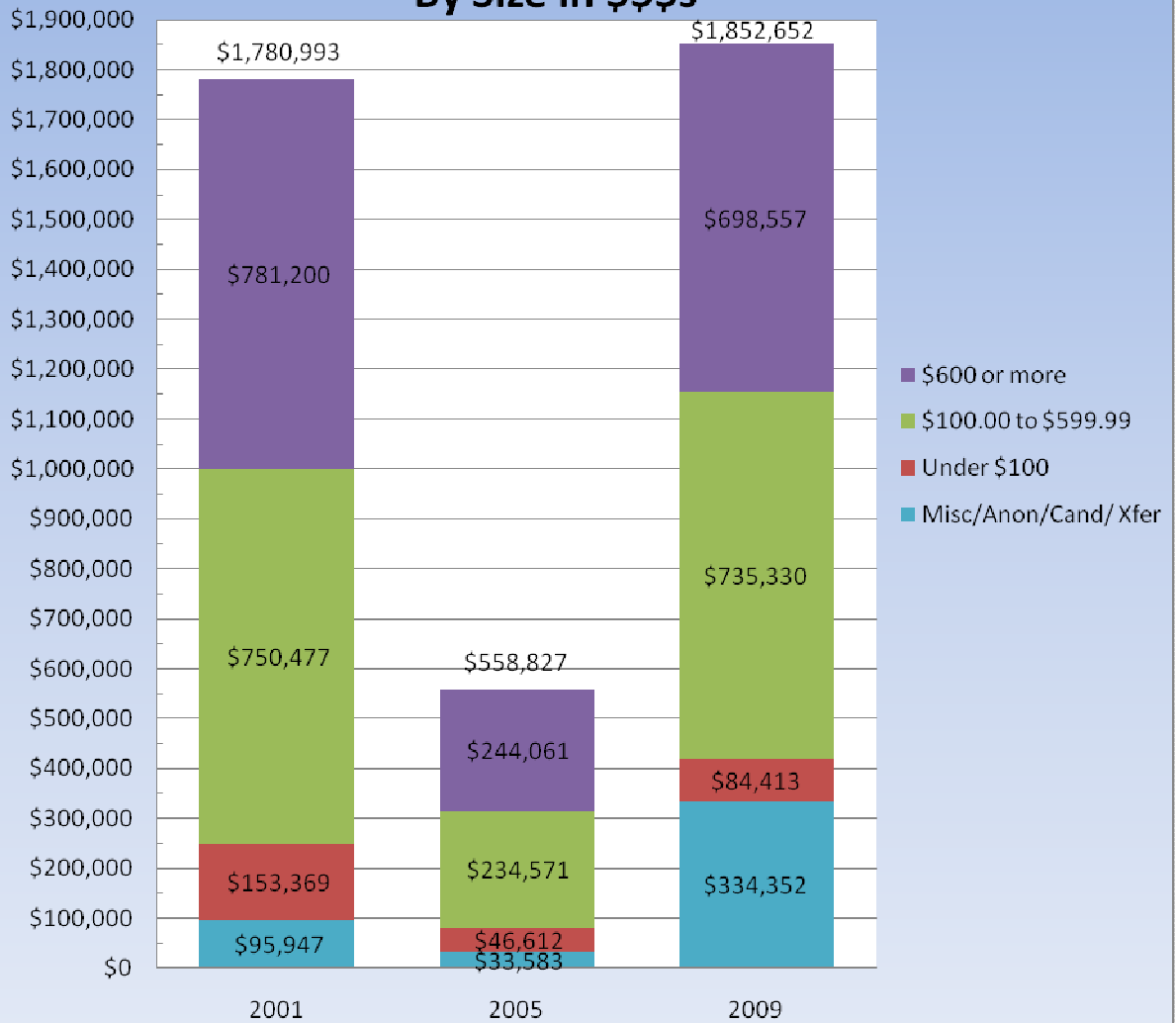


Figure 7

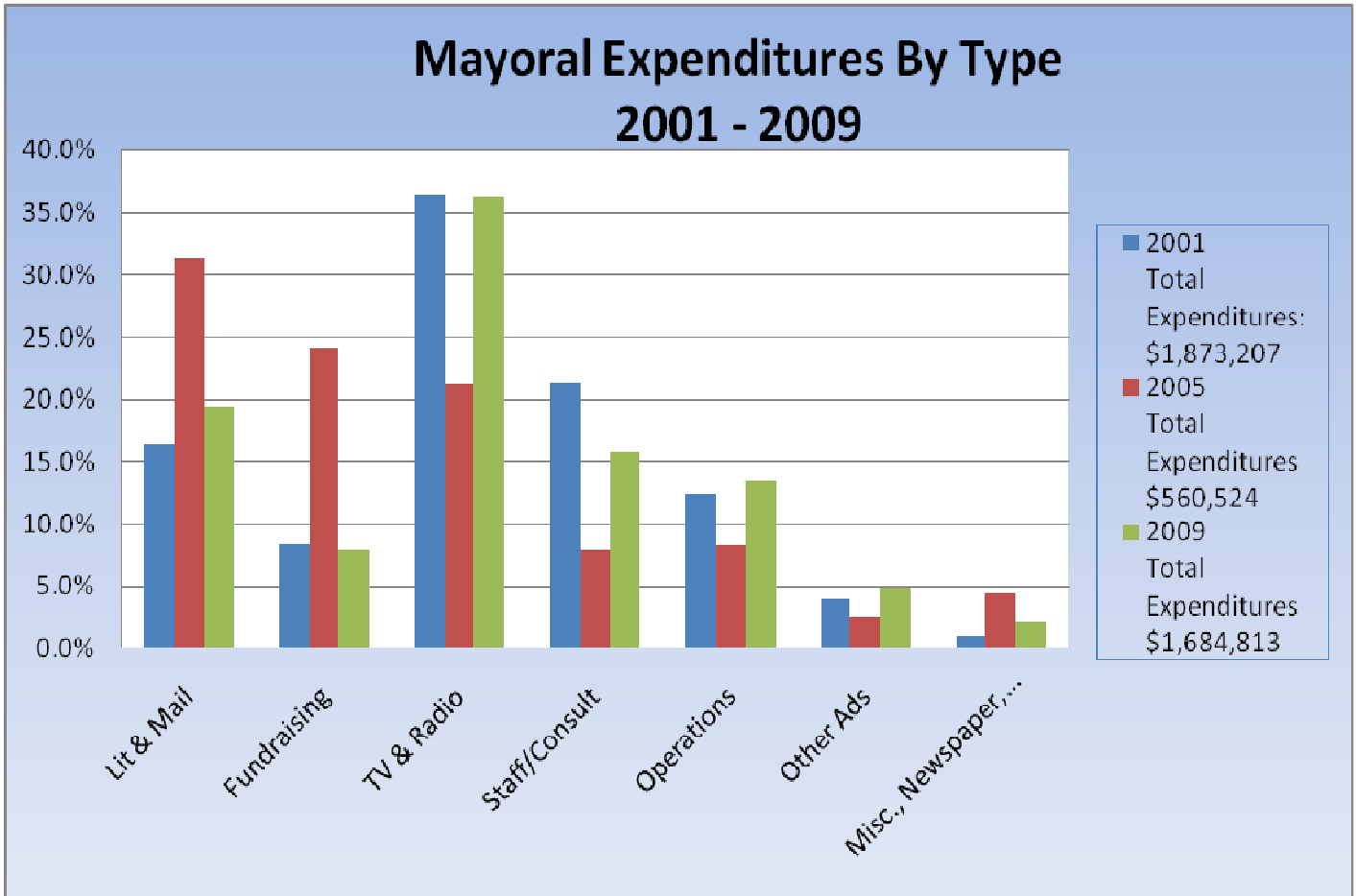


Figure 8

D. Independent Expenditures Supporting or Opposing Candidates

Independent spending in support of candidates in the 2009 election almost tripled the record for the past ten years. This figure does not include the nearly \$1.4 million that the American Chemistry Council spent opposing the bag fee.

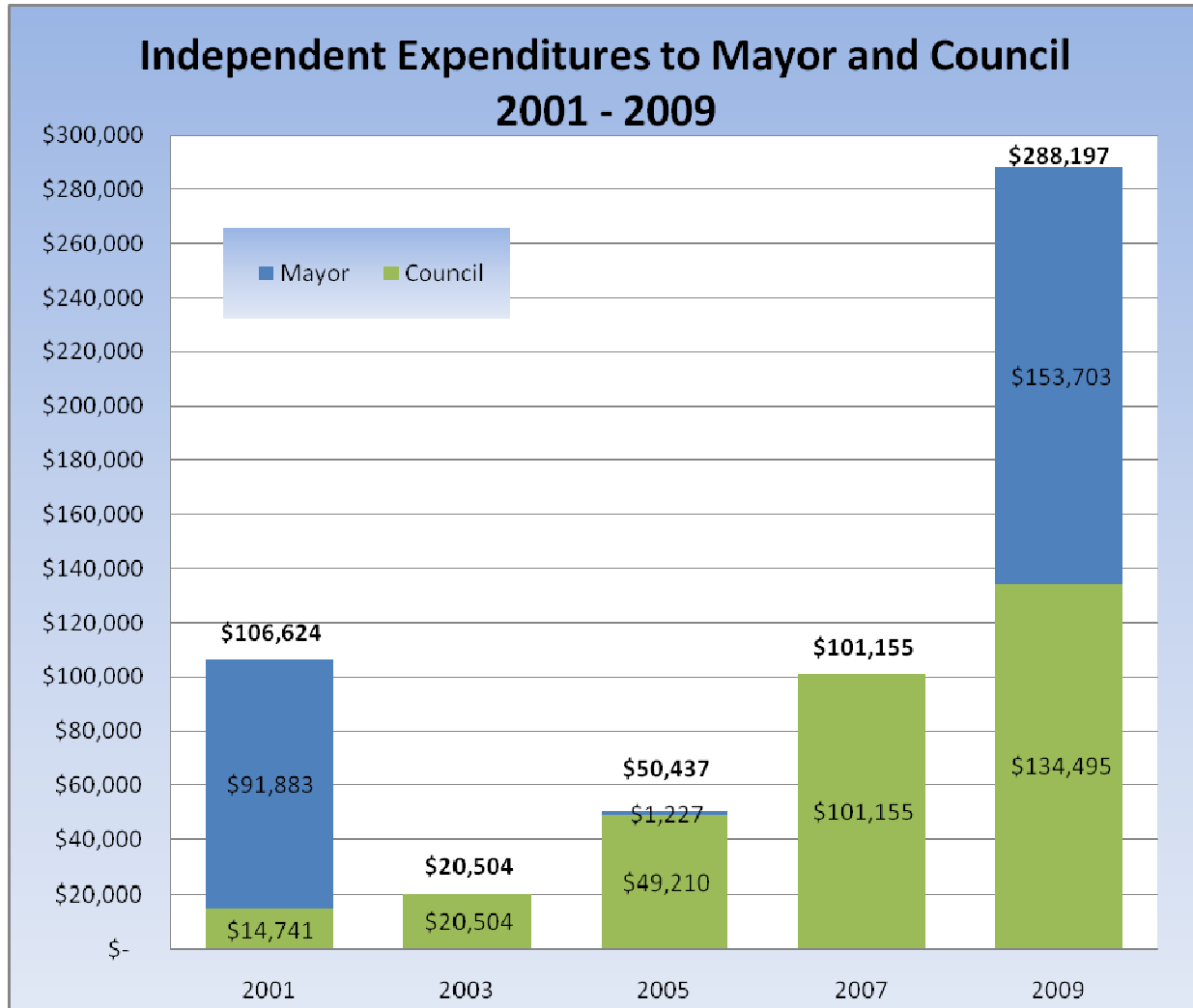


Figure 9

E. Other Charts

1. Top 20 Contributors to All 2009 Candidates

The employer and occupation of each individual contributor are included. Where campaigns reported different employer or occupation information for the same contributor, we have reported the most common variations.

Matt Griffin Managing Partner Pine Street LLC		\$6,700
Sally Bagshaw	700	
Tom Carr (I)	600	
Richard Conlin (I)	700	
Jan Drago	700	
Jessie Israel	700	
Martin Henry Kaplan	700	
Joe Mallahan	700	
Michael McGinn	700	
Greg Nickels (I)	700	
Robert Rosencrantz	500	

Pacific NW Regional Council of Carpenters		\$6,100
Sally Bagshaw	700	
Tom Carr (I)	700	
Richard Conlin (I)	700	
Nick Licata (I)	700	
Joe Mallahan	700	
Michael McGinn	700	
Greg Nickels (I)	700	
Robert Rosencrantz	700	
Jordan Royer	500	

H Jon Runstad Real Estate Developer Wright Runstad		\$5,675
Sally Bagshaw	700	
Tom Carr (I)	500	
Richard Conlin (I)	675	
Jan Drago	700	
Jessie Israel	700	
Joe Mallahan	700	
Greg Nickels (I)	700	
Robert Rosencrantz	500	
Jordan Royer	500	

Nucor PAC of Washington		\$6,600
Sally Bagshaw	700	
David Bloom	250	
Richard Conlin (I)	700	
James Donaldson	250	
Jan Drago	250	
Jessie Israel	250	
Martin Henry Kaplan	250	
Nick Licata (I)	450	
Joe Mallahan	700	
Michael McGinn	700	
David Miller	300	
Greg Nickels (I)	500	
Mike O'Brien	250	
Robert Rosencrantz	700	
Jordan Royer	350	

John McCullough Jr Attorney McCullough Hill, PS		\$5,950
Sally Bagshaw	700	
Tom Carr (I)	350	
Richard Conlin (I)	700	
Jessie Israel	300	
Martin Henry Kaplan	350	
Joe Mallahan	500	
Michael McGinn	350	
Michael McGinn	400	
Greg Nickels (I)	700	
Mike O'Brien	550	
Robert Rosencrantz	350	
Jordan Royer	700	

Amalgamated Transit Union		\$5,600
Sally Bagshaw	700	
Richard Conlin (I)	700	
Nick Licata (I)	700	
Joe Mallahan	700	
Michael McGinn	700	
David Miller	700	
Greg Nickels (I)	700	
Robert Rosencrantz	700	

Seattle Mariners		\$6,100
Sally Bagshaw	700	
Tom Carr (I)	700	
Richard Conlin (I)	700	
Jan Drago	700	
Jessie Israel	700	
Joe Mallahan	700	
Michael McGinn	500	
Greg Nickels (I)	700	
Robert Rosencrantz	700	

Craig Shafer Owner Hotel Andra		\$5,800
Sally Bagshaw	700	
Tom Carr (I)	700	
Richard Conlin (I)	400	
Jan Drago	700	
Jessie Israel	700	
Joe Mallahan	700	
Greg Nickels (I)	700	
Robert Rosencrantz	500	
Jordan Royer	700	

Karen Gates Hildt Attorney Hildt & Reid		\$5,600
Sally Bagshaw	700	
Richard Conlin (I)	700	
Pete Holmes	700	
Nick Licata (I)	700	
Joe Mallahan	700	
Greg Nickels (I)	700	
Robert Rosencrantz	700	
Jordan Royer	700	

Robert Burkheimer Real Estate Burkheimer Management Co.		\$5,500
Richard Conlin (I)	700	
Jan Drago	700	
Jessie Israel	600	
Martin Henry Kaplan	700	
Joe Mallahan	700	
Greg Nickels (I)	700	
Robert Rosencrantz	700	
Jordan Royer	700	

WA State Council of County & City Employees		\$5,400
Sally Bagshaw	700	
Tom Carr (I)	500	
Richard Conlin (I)	700	
Jan Drago	700	
Nick Licata (I)	700	
Joe Mallahan	700	
Michael McGinn	700	
Greg Nickels (I)	700	

Judith Runstad Attorney Foster Pepper PLLC		\$5,275
Sally Bagshaw	700	
Richard Conlin (I)	675	
Jan Drago	650	
Jessie Israel	650	
Martin Henry Kaplan	350	
Joe Mallahan	700	
Greg Nickels (I)	700	
Robert Rosencrantz	500	
Jordan Royer	350	

Clise Properties Inc Al Clise Owner		\$5,200
Sally Bagshaw	700	
Tom Carr (I)	600	
Richard Conlin	250	
Jan Drago	700	
Jessie Israel	350	
Joe Mallahan	700	
Michael McGinn	500	
Robert Rosencrantz	700	
Jordan Royer	700	

Mark Barbieri Real Estate Washington Holdings		\$5,050
Sally Bagshaw	500	
Tom Carr (I)	700	
Richard Conlin (I)	650	
Jan Drago	200	
Jessie Israel	400	
Joe Mallahan	700	
Michael McGinn	250	
Greg Nickels (I)	700	
Robert Rosencrantz	250	
Jordan Royer	700	

B. Gerald Johnson		\$5,000
Sally Bagshaw	700	
Tom Carr (I)	700	
Richard Conlin (I)	500	
Nick Licata (I)	300	
Joe Mallahan	700	
Greg Nickels (I)	700	
Robert Rosencrantz	700	
Jordan Royer	700	

IFPTE Local 17 PAC		\$4,900
Sally Bagshaw	700	
Richard Conlin (I)	700	
Nick Licata (I)	700	
Joe Mallahan	700	
Michael McGinn	700	
Greg Nickels (I)	700	
Robert Rosencrantz	700	

Bruce Blume Real Estate The Blume Company		\$4,900
Sally Bagshaw	700	
Richard Conlin (I)	700	
Jan Drago	700	
Joe Mallahan	700	
Michael McGinn	700	
David Miller	700	
Greg Nickels (I)	700	

IBEW Local 46 PAC		\$4861
Sally Bagshaw	546	
David Bloom	246	
Richard Conlin (I)	492	
Pete Holmes	446	
Nick Licata (I)	692	
Joe Mallahan	646	
Michael McGinn	350	
David Miller	446	
Greg Nickels (I)	446	
Dorsol Plants	100	
Robert Rosencrantz	446	

Hod Carriers and General Laborers Local 242		\$4,700
Sally Bagshaw	700	
Richard Conlin (I)	700	
Jessie Israel	700	
Nick Licata (I)	700	
Joe Mallahan	700	
David Miller	500	
Greg Nickels (I)	700	

John Goodman Chairman Goodman Real Estate		\$4,700
Sally Bagshaw	700	
Richard Conlin (I)	700	
Jan Drago	700	
Jessie Israel	700	
Joe Mallahan	700	
Robert Rosencrantz	700	
Jordan Royer	500	

2. Top 20 Employers of Contributors to City Candidates

The following is a list of the top 20 employers of contributors to 2009 Seattle candidates and the aggregate amount their employees gave to these campaigns. The aggregate amount does not include contributions directly from the employer.

Campaigns are required to report the employer and occupation of each person who contributes more than \$100. The employer and occupation information was aggregated to create this table.

Employer	Aggregate Amount
1. NOT EMPLOYED	\$ 316,784
2. CITY OF SEATTLE	\$ 95,659
3. T MOBILE	\$ 61,870
4. STATE OF WASHINGTON	\$ 41,531
5. KING COUNTY	\$ 32,686
6. MICROSOFT	\$ 26,804
7. K&L GATES LLP	\$ 19,290
8. FOSTER PEPPER PLLC	\$ 18,385
9. TRILOGY	\$ 11,650
10. GROUP HEALTH COOPERATIVE	\$ 10,825
11. WRIGHT RUNSTAD	\$ 9,825
12. SELF EMPLOYED	\$ 9,779
13. VULCAN NORTHWEST	\$ 9,550
14. HDR ENGINEERING	\$ 8,900
15. FEDERAL GOVERNMENT	\$ 8,510
16. THE BOEING COMPANY	\$ 8,263
17. GOODMAN REAL ESTATE INC (GRE)	\$ 8,000
18. GMINC/GOGERTY STARK MARRIOTT/GSM MERCURY	\$ 7,725
19. DAVIS WRIGHT TREMAINE LLP	\$ 7,600
20. R C HEDREEN CO	\$ 7,550

3. Candidate Contributions

While total candidate contributions to support their own campaigns rose steeply in 2009, most of that rise can be attributed to Joe Mallahan's contributions to his campaign. Setting aside Mr. Mallahan's \$290,000 contribution to his own campaign, candidate contributions are lower than they were in 2007.

Some campaigns still have outstanding debts, so total candidate contributions may rise before the election cycle officially ends in May.

Mayor	
Name	Candidate Contributions
Mallahan	\$290,430
Donaldson	\$10,068
Drago	\$4,850
Campbell	\$1,391
Sigler	\$735
Nickels	\$700
McGinn	\$420
Garrett	n/a
Total	\$308,594

City Attorney	
Candidate	Candidate Contributions
Holmes	\$6,351
Carr	\$1,919
Total	\$8,270

City Council		
Pos. No.	Candidate	Candidate Contributions
8	Rosencrantz	\$37,006
8	Williams	\$24,210
6	Israel	\$15,200
8	Miller	\$14,119
8	Forch	\$11,254
4	Bagshaw	\$10,050
6	Kaplan	\$6,835
2	Ginsberg	\$6,317
4	Carver	\$1,593
4	Bloom	\$1,476
4	Tobin	\$1,366
4	Plants	\$580
8	O'Brien	\$150
6	Licata	\$ 20
2	Conlin	\$-
8	Royer	\$-
Total		\$130,176

F. 2009 CITY OFFICE AND BALLOT ISSUE VOTE RETURNS

Compiled from reports by King County Records and Elections

<http://www.metrokc.gov/elections/results.asp>

Primary Vote Returns, August 18, 2009

<i>Ballots Cast/Registered Voters:</i>	146,568/ 379,721	38.60%
---	-------------------------	---------------

City of Seattle Mayor		
Mike McGinn	39,097	27.71%
James Donaldson	11,478	8.13%
Greg Nickels	35,781	25.36%
Joe Mallahan	37,933	26.88%
Kwame Wyking Garrett	1,479	1.05%
Jan Drago	10,154	7.20%
Elizabeth Campbell	3,485	2.47%
Norman Zadok Sigler	1,247	0.88%
Write-in	461	0.33%

City of Seattle Council Position No. 4		
Sally Bagshaw	63,348	51.01%
Thomas Tobin	10,274	8.27%
Brian Carver	9,581	7.72%
Dorsol Plants	17,822	14.35%
David Bloom	22,690	18.27%
Write-in	467	0.38%

City of Seattle Council Position No. 6		
Marty Kaplan	18,063	14.18%
Nick Licata	71,037	55.78%
Jessie Israel	37,709	29.61%
Write-in	548	0.43%

City of Seattle Council Position No. 8		
Mike O'Brien	42,619	34.48%
Rusty Williams	5,602	4.53%
Bobby Forch	15,444	12.49%
David Miller	14,644	11.85%
Jordan Royer	19,207	15.54%
Robert Rosencrantz	25,602	20.71%
Write-in	488	0.39%

City of Seattle Referendum No. 1 Plastic Bag Fee		
APPROVED	67,524	46.93%
REJECTED	76,346	53.07%

Fewer than three candidates filed to run for position 2, so there was no primary for that seat. Candidates for position 2 appeared on the November ballot only.

General Election Vote Returns, November 3, 2009

<i>Ballots Cast/Registered Voters: *</i>	216,573/ 375,164	57.73%
--	-------------------------	---------------

CITY OF SEATTLE

Mayor		
Mike McGinn	105,492	51.14%
Joe Mallahan	98,302	47.65%
Write-in	2,492	1.21%

Council Position No. 6		
Nick Licata	105,497	56.80%
Jessie Israel	79,740	42.93%
Write-in	500	0.27%

City Attorney		
Pete Holmes	113,081	63.85%
Tom Carr	63,615	35.92%
Write-in	416	0.23%

Council Position No. 8		
Mike O'Brien	103,435	57.76%
Robert Rosencrantz	75,157	41.97%
Write-in	484	0.27%

Council Position No. 2		
Richard Conlin	136,277	77.23%
David Ginsberg	39,627	22.46%
Write-in	560	0.32%

Proposition No. 1 – Housing Levy		
YES	134,610	65.80%
NO	69,965	34.20%

Council Position No. 4		
Sally Bagshaw	123,316	69.25%
David Bloom	54,210	30.44%
Write-in	556	0.31%