


























LAKESIDE UNIT: ANCHOR PLANT PALETTE

BOTANICAL NAME	COMMON NAME	HEIGHT	PLANT TYPE	PHOTOGRAPH
<i>Arctostaphylos uva-ursi</i>	Kinnikinnick	0.5 feet	Evergreen	
<i>Iris tenax</i>	Native Iris	1.5 feet	Herbaceous	
<i>Juncus ensifolius</i>	Rush	2.0 feet	Herbaceous	
<i>Carex obnupta</i>	Sedge	3.0 feet	Herbaceous	
<i>Symphoricarpos albus</i>	Snowberry	3.0 feet	Deciduous	
<i>Rubus parviflorus</i>	Thimbleberry	4.0 feet	Deciduous	
<i>Cornus stolonifera</i>	Red-twig Dogwood	5.0 feet	Deciduous	
<i>Scirpus microcarpus</i>	Small Fruited Bulrush	5.5 feet	Herbaceous	
<i>Gaultheria shallon</i>	Salal	6.0 feet	Evergreen	
<i>Spiraea douglasii</i>	Hardhack	6.0 feet	Deciduous	
<i>Rosa nutkana</i>	Nootka Rose	10.0 feet	Deciduous	
<i>Rubus spectabilis</i>	Salmonberry	12.0 feet	Deciduous	
<i>Myrica californica</i>	Pacific Wax Myrtle	33.0 feet	Evergreen	














LAKESIDE UNIT: ADDITIONAL SPECIES & SPECIALTY PLANTINGS

SATURATED YEAR-ROUND

BOTANICAL NAME	COMMON NAME	HEIGHT	PLANT TYPE	PHOTOGRAPH
<i>Eleocharis palustris</i>	Common Spikerush	1.3 feet	Herbaceous	
<i>Carex lenticularis</i>	Shore Sedge	1.6 feet	Herbaceous	
<i>Sparganium emersum</i>	Bur-reed	2.0 feet	Herbaceous	
<i>Carex obnupta</i>	Slough Sedge	3.0 feet	Deciduous	
<i>Juncus acuminatus</i>	Tapered Rush	3.0 feet	Herbaceous	
<i>Scirpus atrocinctus</i>	Wooly Sedge	3.0 feet	Herbaceous	
<i>Carex stipata</i>	Sawbeak Sedge	3.5 feet	Herbaceous	
<i>Carex utriculata</i>	Beaked Sedge	3.5 feet	Herbaceous	
<i>Sagittaria latifolia</i>	Arrowhead	4.9 feet	Herbaceous	
<i>Scirpus microcarpus</i>	Small Fruited Bulrush	5.5 feet	Herbaceous	
<i>Scirpus acutus</i>	Hardstem Bulrush	9.8 feet	Herbaceous	
<i>Salix lucida</i> ssp. <i>Lassiandra</i>	Pacific Willow	25.0 feet	Deciduous	















LAKESIDE UNIT: ADDITIONAL SPECIES & SPECIALTY PLANTINGS

SEASONALLY SATURATED YEAR-ROUND, WET WINTERS & DRY SUMMERS

BOTANICAL NAME	COMMON NAME	HEIGHT	PLANT TYPE	PHOTOGRAPH
<i>Juncus ensifolius</i>	Dagger-leaf Rush	2.0 feet	Herbaceous	
<i>Luzula parvifolia</i>	Small Flowered Woodrush	4.0 feet	Herbaceous	
<i>Physocarpus capitatus</i>	Pacific Ninebark	8.0 feet	Deciduous	
<i>Rosa palustris</i>	Swamp Rose	8.5 feet	Deciduous	
<i>Lonicera involucrata</i>	Black Twinberry	10.0 feet	Deciduous	
<i>Cornus sericea</i>	Red Osier Dogwood	12.0 feet	Deciduous	
<i>Rubus spectabilis</i>	Salmonberry	12.0 feet	Deciduous	
<i>Salix sitchensis</i>	Sitka Willow	23.0 feet	Deciduous	
<i>Salix hookeriana</i>	Hookers Willow	26.0 feet	Deciduous	
<i>Fraxinus latifolia</i>	Oregon Ash	70.0 feet	Deciduous	
<i>Pinus contorta</i>	Shore Pine	99.0 feet	Evergreen	
<i>Populus trichocarpa</i>	Black Cottonwood	100.0 feet	Deciduous	
<i>Picea sitchensis</i>	Sitka Spruce	200.0 feet	Evergreen	

LAKESIDE UNIT: PLANT RECOMMENDATIONS

UPLAND

BOTANICAL NAME	COMMON NAME	HEIGHT	PLANT TYPE	PHOTOGRAPH
<i>Mahonia repens</i>	Creeping Oregon Grape	2.0 feet	Evergreen	
<i>Symphoricarpos albus</i>	Snowberry	3.0 feet	Deciduous	
<i>Abelia grandiflora</i>	Abelia	4.0 feet	Deciduous	
<i>Arbutus unedo</i> 'Compacta'	Dwarf Strawberry Tree	4.0 feet	Evergreen	
<i>Rosa rugosa</i>	Rambling Rose	5.0 feet	Deciduous	
<i>Symphoricarpos x chenaultii</i>	Hancock Coralberry	5.0 feet	Deciduous	
<i>Berberis thunbergii</i>	Dwarf Barberry	6.0 feet	Evergreen	
<i>Cornus stolonifera</i>	Red-twig Dogwood	6.0 feet	Deciduous	
<i>Berberis darwinii</i>	Barberry	7.0 feet	Evergreen	
<i>Ilex cornuta</i>	Warty Barberry	8.0 feet	Evergreen	
<i>Mahonia aquifolium</i>	Oregon Grape	8.0 feet	Evergreen	
<i>Vaccinium ovatum</i>	Evergreen Huckleberry	8.0 feet	Evergreen	
<i>Ilex crenata</i>	Dwarf Japanese Holly	10.0 feet	Evergreen	
<i>Pinus mugo mugo</i>	Compact Mugho Pine	10.0 feet	Evergreen	
<i>Myrica californica</i>	California Myrtle	33.0 feet	Evergreen	