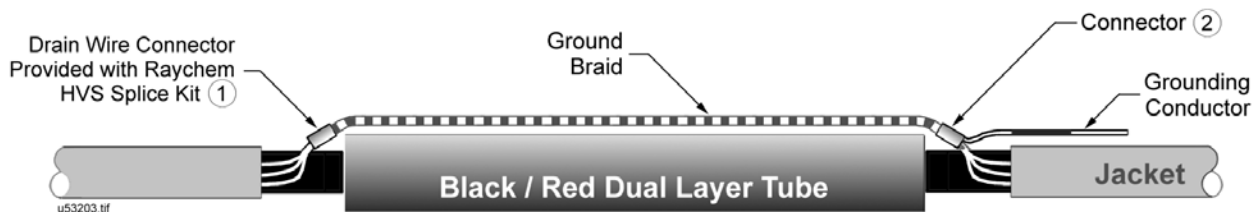


GROUNDING SPLICES ON 28 kV DRAIN WIRE-SHIELDED CABLE


Installation Instructions:

These instructions are to be used in conjunction with Raychem HVS Splice Instructions. This Guideline takes the place of step 16 in the Raychem HVS Splice Instructions.

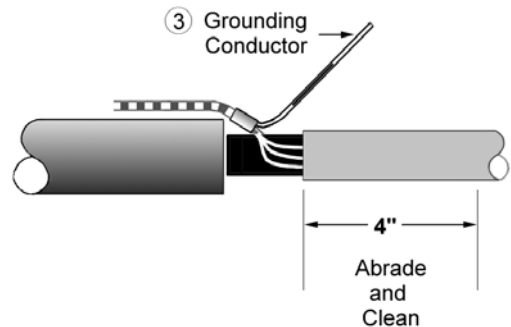
- 1. Bundle Drain Wire and Grounding Conductor with Compression Connector.** Pigtail or bundle the cable grounding wires and attach the grounding conductor using a suitable connector. Wrap tape or putty over the connection to protect the re-jacketing sleeve from any sharp points.



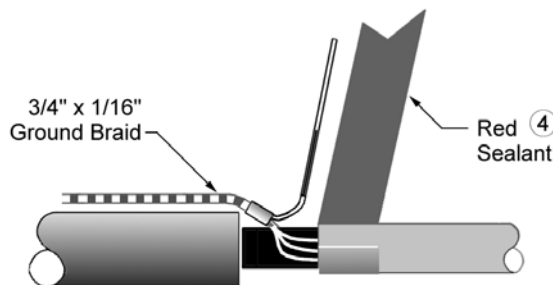
- 2. Position Grounding Conductor.** Position the grounding conductor so that the moisture block extends onto the cable jacket as shown. Spring clamps and foil tape are *not* used.



- 3. Abrade and Clean Cable Jacket.** Lift the external grounding conductor(s) and abrade and clean four inches of the cable jacket starting at the jacket cutback.



- 4. Start Red Sealant.** Remove the backing from a strip of red sealant and place one wrap onto the cable jacket at the jacket cutback.



STANDARDS COORDINATOR

Charles L. Shaffer

STANDARDS SUPERVISOR

John Chinner

UNIT DIRECTOR

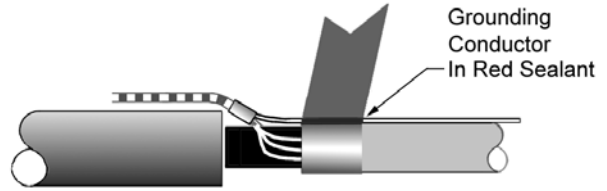
Hardee Guy

CONSTRUCTION GUIDELINE

Grounding Splices on 28 kV Drain Wire-Shielded Cable

5. Wrap Red Sealant Over Grounding Conductor.

Press the moisture-blocked external grounding conductor into the red sealant. Place another wrap of red sealant over the external grounding conductor.



6. Grounding Complete. The external grounding is complete. Return to Step 17, page 7 of the Raychem HVS Splice Instructions.

7. Material List

Item	Quantity	Description	Stock No.	Matl. Std.
1	1	SPLICE KIT, heat shrink for 350 and 500 kcmil cable for 750 and 1000 kcmil cable	687514 687516	6871.3
2	1	CONNECTOR, Cu Crimpit for 350 and 500 kcmil cable, #2 to #4 for 750 and 1000 kcmil cable, #2 to #2	677325E 677326E	6773.5
3*	1	BRAID, solder block, 3/4" X 1/16"	—*	—
4*	2	SEALANT, Red Mastic	—*	—
6	1	CONNECTOR, Cu crimpit	677329E to 677333	6773.5

* Included in the Raychem GCA Grounding Kit which comes in the heat shrink splice kit. The constant force spring and the adhesive blocked foil tape, included in the kit, are not used.

