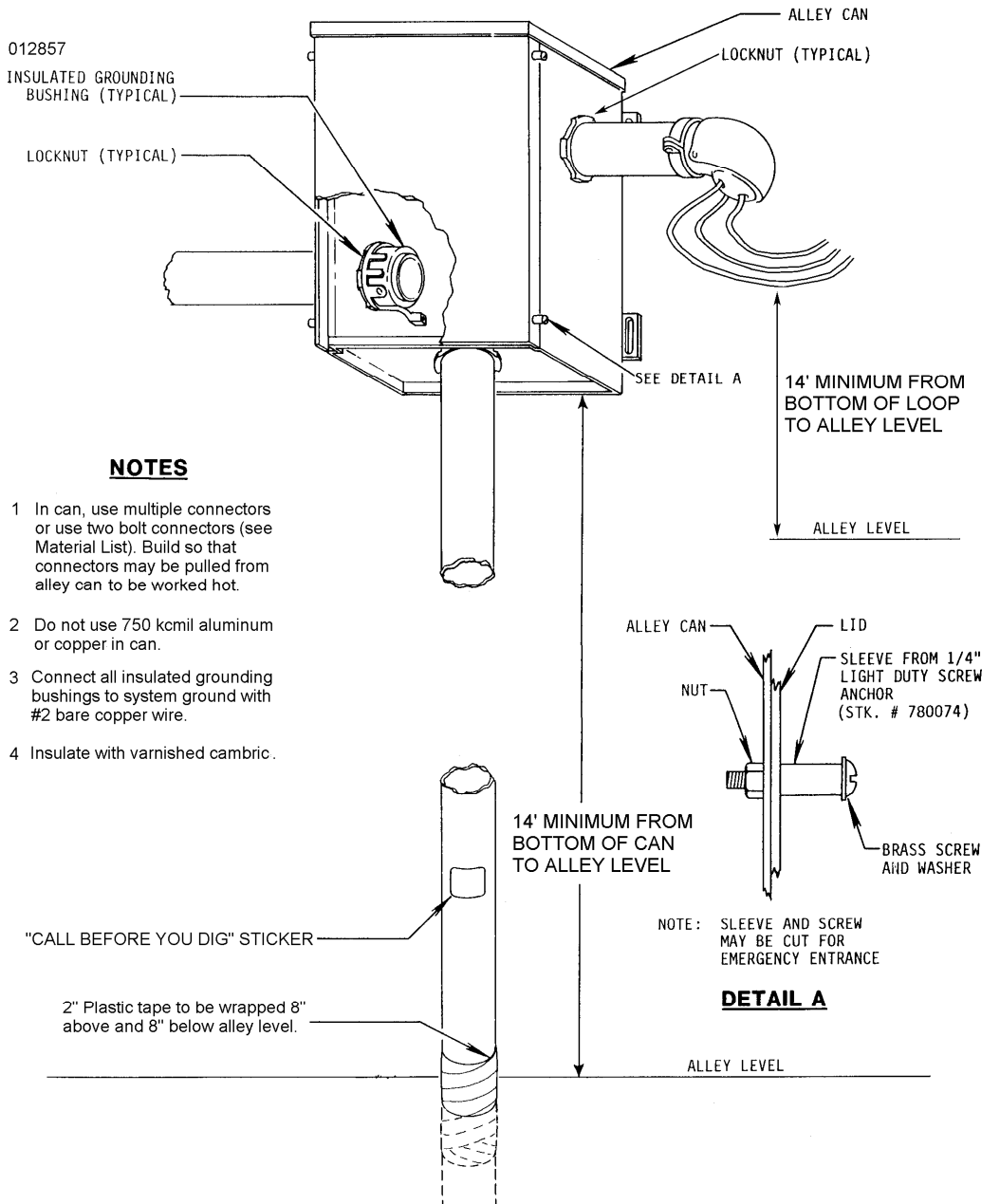


INSTALLATION OF ALLEY WALL RISERS AND CANS

CAN AND WEATHERHEAD



standards coordinator

John Shipek

John Shipek

standards supervisor

John Shipek

John Shipek

unit director

Pamela S. Johnson

Pamela S. Johnson

CONSTRUCTION GUIDELINE

INSTALLATION OF ALLEY WALL RISERS AND CANS

WEATHERHEAD TO WEATHERHEAD

NOTES

- 1 Use 2 bolts for connections on wall.
- 2 For multiple weatherheads, use lugs, such as Fig. 1, and bolt them together for up to 1,000 AMP services.
- 3 Insulate with varnished cambric.

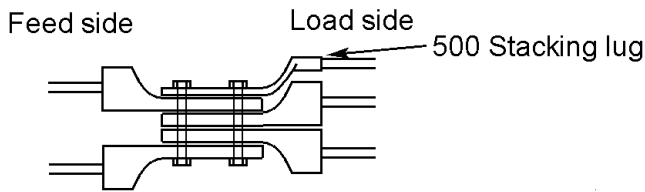
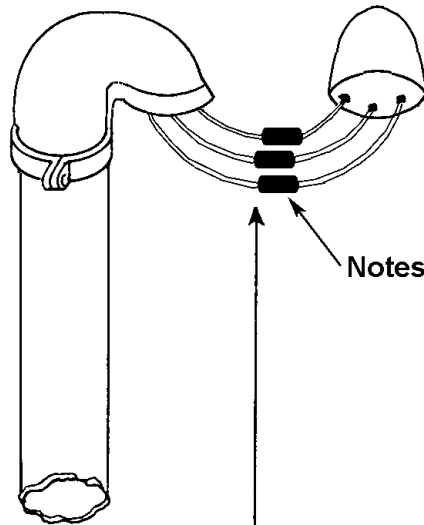


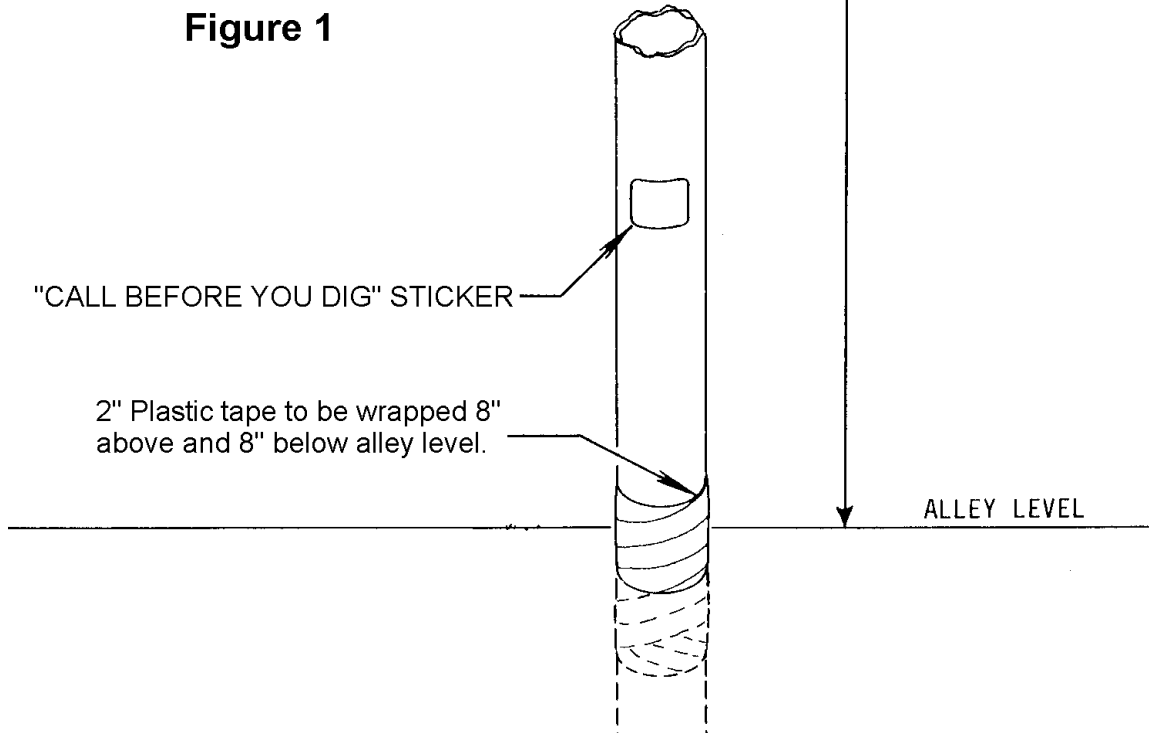
Figure 1

14'
MINIMUM

"CALL BEFORE YOU DIG" STICKER

2" Plastic tape to be wrapped 8" above and 8" below alley level.

ALLEY LEVEL



CONSTRUCTION GUIDELINE**INSTALLATION OF ALLEY WALL RISERS AND CANS****MATERIAL LIST**

Item	Description			Stock No.
1	ALLEY CANS			
	36"H x 18"W x 12"D	Preferred for all connector sizes including 6 position		686870
	30"H x 16"W x 10"D	For 3 & 4 pos, connectors		686865
	24"H x 16" W x 8"D	For 3 Pos. connectors only		686860
2A	First Connector Choice, MULTIPLE, 1000 Ampere bus, submersible			
	3 position, #6 thru 500 kcmil, Al. or Cu.			678800
	4 position, #6 thru 500 kcmil, Al. or Cu.			678707
	6 position, #6 thru 500 kcmil, Al. or Cu.			678713
3	TERMINAL LUG, Compression, for insulated Al. or Cu. conductor sizes:	Tool & Die (all sizes)	No. of crimps	Stock No.
	#6	MD6, WK-840	4	678695E
	#2	MD6, W249	4	678692E
	1/0	Y35, W249	2	678694E
	2/0	T & B, Tx	4	678687E
	3/0	T & B, 76	2	678696E
	4/0	Anderson VC-6	2	678689E
	250 kcmil	Y-35, 655	3	678698E
	300 to 350 kcmil	T & B, 96H	3	678699E
	400 to 500 kcmil			678700E
4	Sleeves, Insulating			678620E
5	Plug, for Sleeve			678618E
Second Connector Choice, Cu. Lugs				
2B	TERMINAL LUG, Compression, for Cu. conductor sizes:	Tool & Die MD-6	Tool & Die Y35/Y39	Stock No.
	#2 Str.	W162	U5CRT	677071E
	1/0 Str.	W163	U2CRT	677075E
	2/0 Str.	W241	U25CRT	677077E
	3/0 Str.	W243	U26CRT	677079E
	4/0 Str.	W-BG	U28CRT	677081E
	250 Str.	W166	U29CRT	677083E
	300 Str.	-	U30CRT	677085E
	350 Str.	W-O	U31CRT	677087E
	500 Str.	-	U34CRT	677091E
	600 Str.	-	U36CRT	677096
		Tool & Die MD-6	Tool & Die Y46	
	750 Str.	-	P39CRT	677100
	1000 Str.	-	P44CRT	677110
	STACKING LUG, Compression, for Cu. conductor sizes:	Tool & Die MD-6	Tool & Die Y35/Y39	Stock No.
	500 Str.	-	U34CRT	677291E

CONSTRUCTION GUIDELINE**INSTALLATION OF ALLEY WALL RISERS AND CANS****MATERIAL LIST (CONTINUED)**

Third Connector Choice, Bolted Cu. To Cu.				
2C	CONNECTOR, TAP, 2 Bolt Parallel , Cu.	Run	Tap	Stock No.
		#2 Str. - 2/0 Str.	#10 Str. - 2/0 Str.	669379 E
		1/0 Str. -4/0 Str.	#10 Str. - 4/0 Str.	669380 E
		250 - 350	#10 Str. -350	669381 E
		400 - 500	#10 Str. - 500	669382
		400- 800	3/0 Str. - 800	669383
		500- 1000	3/0 Str. - 1000	669384
Fourth Connector Choice, Bolted Al. To Al. Or Al. To Cu.				
2D	CONNECTOR, TAP, 2 Bolt Parallel, Al. to Cu.	Run	Tap	Stock No.
		4/0 - 350	#6 - 350	651132
		350 - 800	3/0 - 800	651134
6	TAPE, Plastic, 3/4"			736655E
7	CLOTH, Varnished Cambric			735283E
8	TAPE, Plastic Pipe Wrap, 2"			736730
9	LABEL, "Call Before You Dig"			765255E
10	Insulated Grounding Bushing, 4-inch, lug accepts #14 to #4 copper or aluminum			012857