

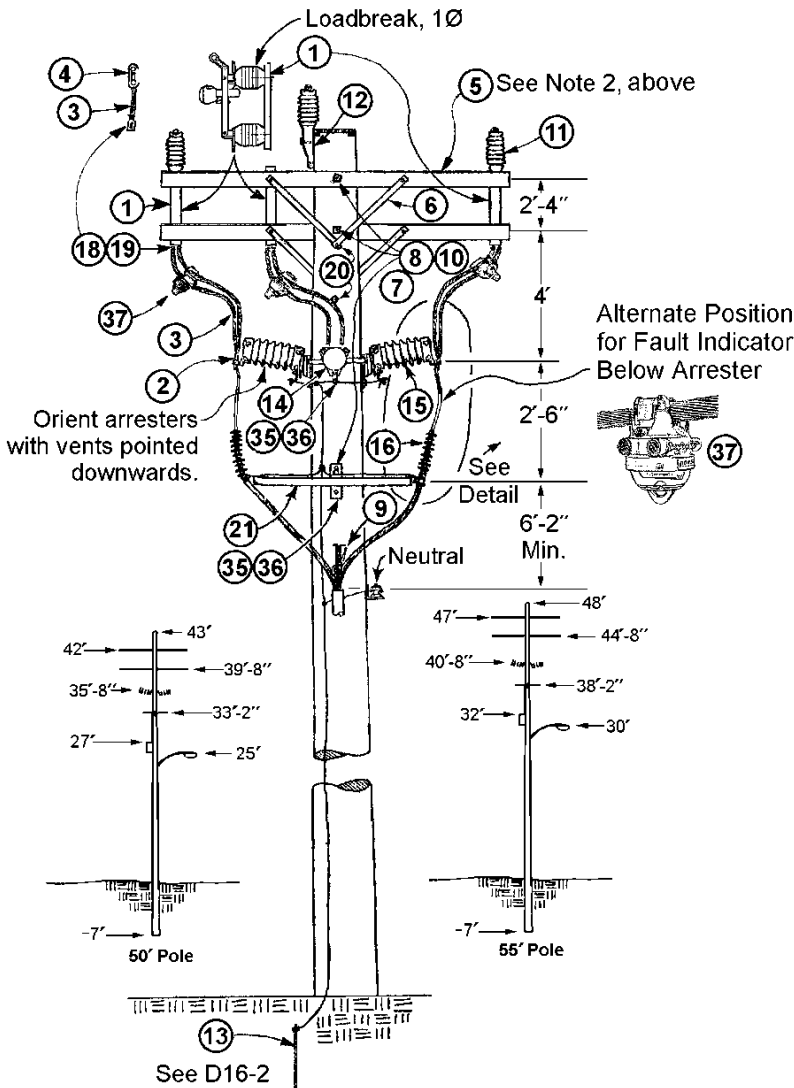
Pole Termination, 3Ø, 1200 A, 2-750 kcmil, 1/C, or 2-1000 kcmil, 1/C Cables Per Phase

Not for new construction. For maintenance of existing facilities only.

Notes:

1. Wire from the top of the switch to the overhead conductors may be either 2-397.5 kcmil or 1-954 kcmil AAC (item 3).
2. On poles in the lead, use a double arm on top and a single arm below. Install the switch between the upper and lower arms. On deadend poles the switch may be installed horizontally under the top arm only.

Figure 1. Construction Details



Standards Coordinator
 Brett Hanson

Standards Supervisor
 John Shipek

Unit Director
 Darnell Cola

Brett Hanson

John Shipek

Darnell Cola

Figure 2. Terminator Detail

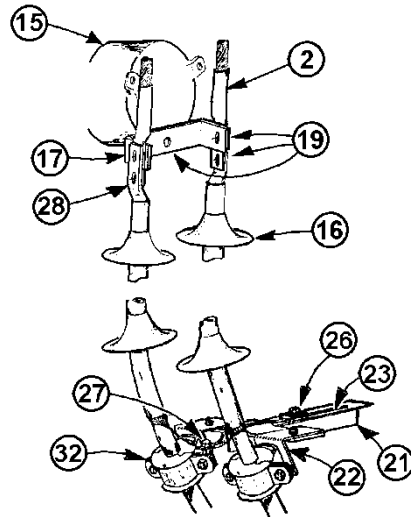
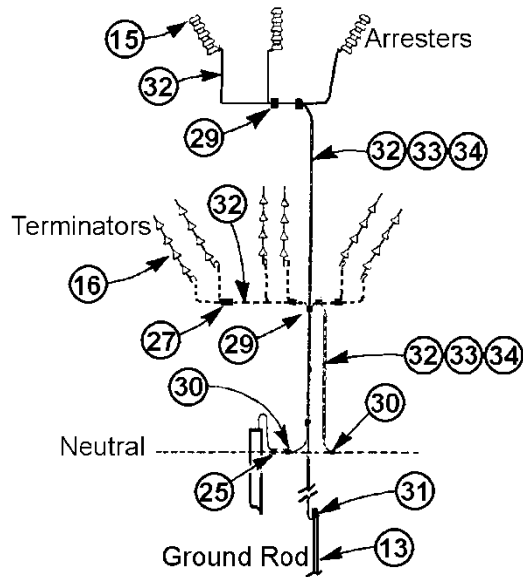


Figure 3. Grounding Diagram



Material List

Item	Quantity	Description	Stock No.
1	3	SWITCH, 1200 A, loadbreak, 1Ø, hot stick operable	250100
2	3 or 6	TERMINAL, compression, Al	954.0 kcmil 651269 397.5 kcmil 651296
3	As required	WIRE	397.5 kcmil AAC (Canna) 600113 954 kcmil AAC (Goldenrod) 600126 or 2-500 kcmil Cu 610397
4	3 or 6	TAP, Ampact, per SCL D14-1	-
5	2 or 3	CROSSARM, primary feeder, 10' Douglas fir, treated	540146
6	2 or 4	BRACE, crossarm, 32"	563005
7	4	BOLT, machine, galvanized, 5/8" x L"	780845 - 781046
8	4	WASHER, lock, coiled spring, 5/8"	584261
9	2	GRIP, cable support, single eye, 3-1/2" -4"	763560
10	4	WASHER, square, curved, 4" x 4"	584775
11	3	INSULATOR, line post, 34.5 kV, clamp top	690159
12	1	BRACKET, insulator, pole top	563253
13	1	GROUND ROD, 5/8" x 8'	564238
14	1	BRACKET, arrester mounting	720641
15	3	ARRESTER, lightning, intermediate class	680121
16	6	TERMINATOR, cold shrink, 750 to 1000 kcmil	012126
17	3	BRACKET, arrester to cable	563226
18	12 or 9	CONNECTOR, compression, Al	954.0 kcmil 650267 397.5 kcmil 651224
19	27	BOLT ASSEMBLY, aluminum, 1/2" x 2-1/2"	782051
20	3	SCREW, lag, galvanized, 1/2" x 4"	785261
21	1	BRACKET, terminator mounting	686835
22	6	BRACKET, terminator support	686466
23	6	INSULATOR, cable support	1000 kcmil 690777 750.0 kcmil 690775
25	2	CONNECTOR, tap, "C" type, 4/0 to 4/0	651091
26	3	CONNECTOR, cable to flat	676674
27	3	TAP, split bolt, #4	668864
28	6	CONNECTOR, compression, copper	1000 kcmil 651295 750.0 kcmil 651272
29	5	CONNECTOR, crimpet, Cu to Cu	677323
30	2	CONNECTOR, Al to Cu, 4/0 to #4	651099
31	1	CLAMP, ground rod, 5/8"	564012
32	As required	WIRE, #4 Cu, solid, poly	611442
33	As required	MOULDING, 1/2" x 8', plastic	582060
34	As required	STAPLES, 1/2", galvanized	583200
35	4	SCREW, lag, galvanized, 1/2" x 6"	785265
36	4	WASHER, flat, galvanized, 1/2"	585025
37	As required	FAULT INDICATOR, 1Ø, OH, strobe, hot stick installed	765872