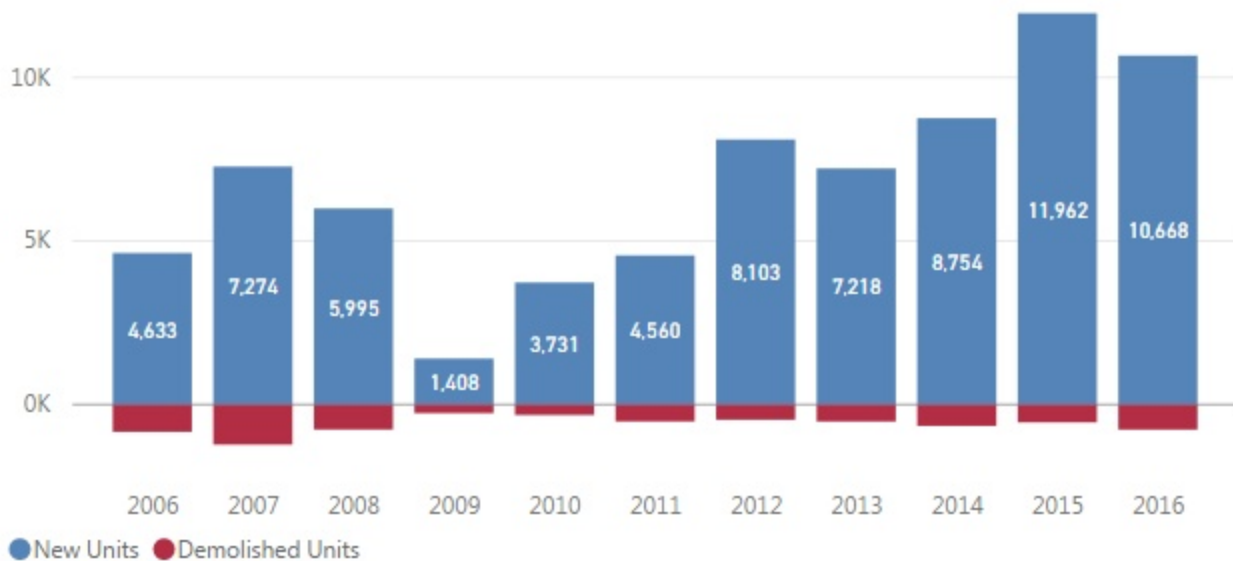


Residential Building Permits 2006-2016

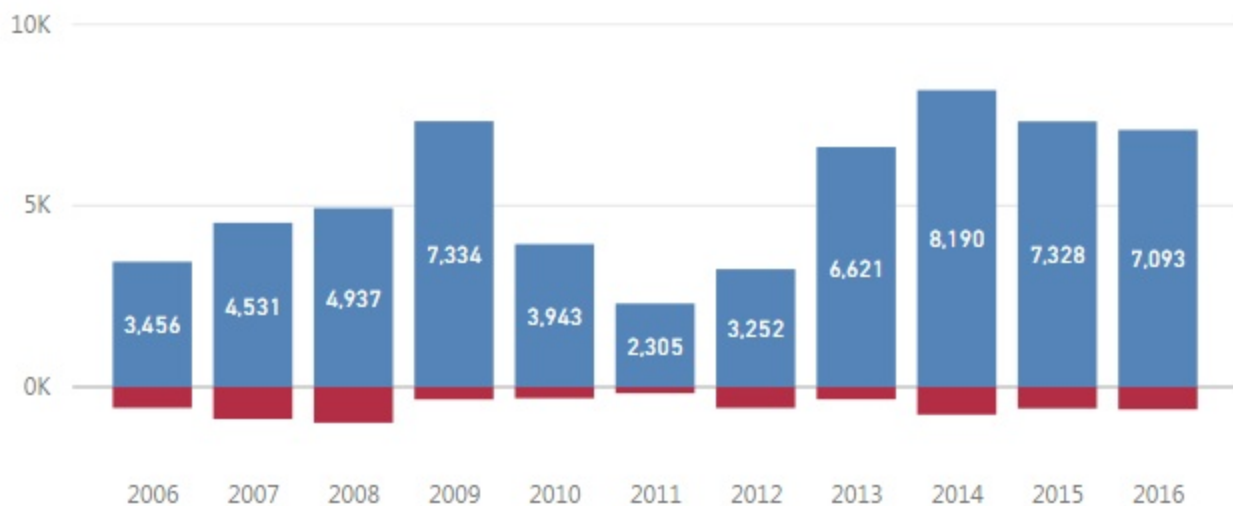
(through 4th Quarter) Source: SDCI Permit Data Warehouse, Building Construction Permits

Residential units reported in the year the construction permit was issued.

(includes units completed and those that are permitted, not yet built)

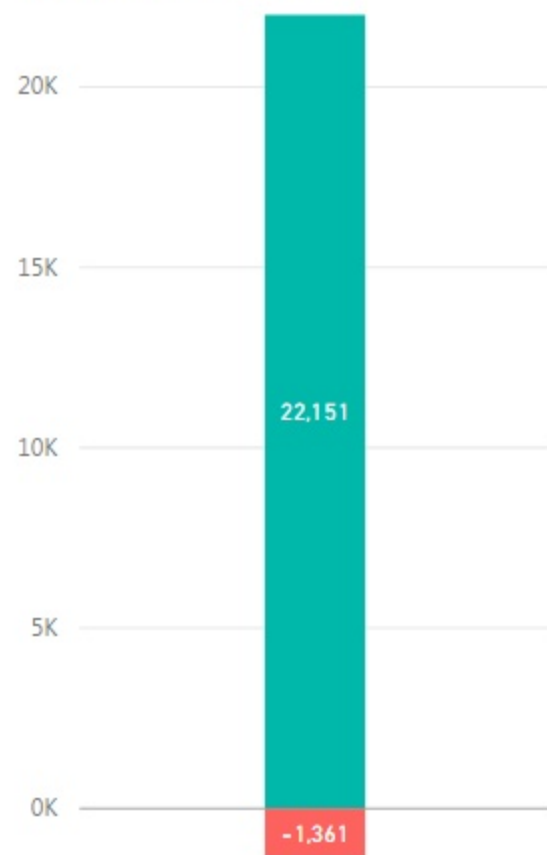


Residential units reported in the year the construction permit was completed.

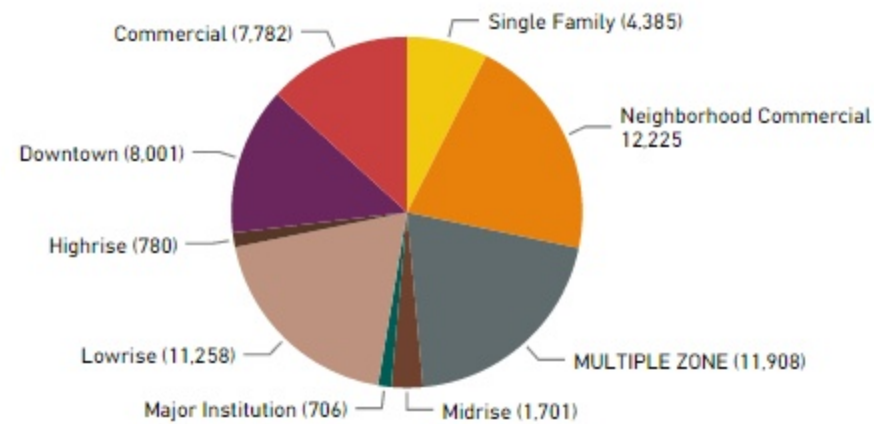


Residential Units Permitted, Not Yet Built

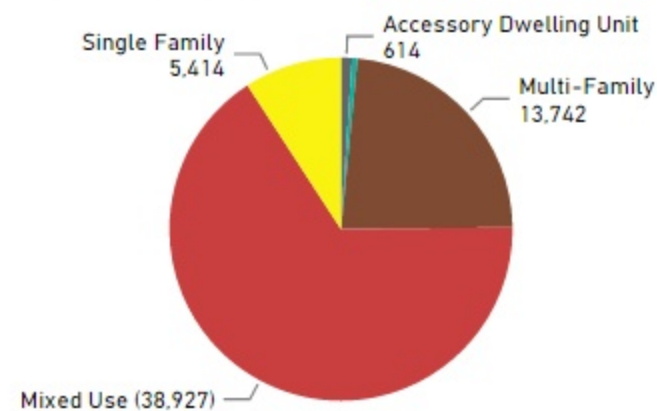
● New Units ● Demolished Units



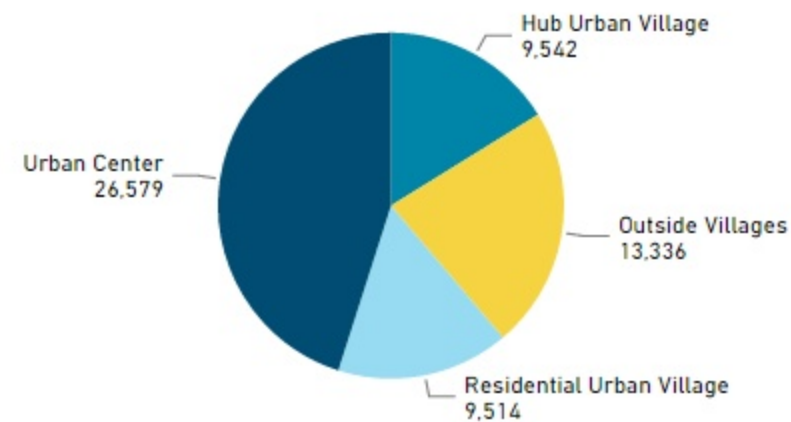
New Built Units by Zoning Class



New Built Units by Dwelling Unit type



New Built Units by Urban Center/Village Type



BUILDING CONSTRUCTION PERMITS as of: 12/30/2016

RESIDENTIAL	Built Units by Year Finaled																			
	1995-2004		2005		2006		2007		2008		2009		2010		2011		2012		2013	
	New	Demo	New	Demo	New	Demo	New	Demo	New	Demo	New	Demo	New	Demo	New	Demo	New	Demo	New	Demo
Single Family	3,986	1,117	510	203	476	254	534	396	594	415	474	164	250	115	242	81	391	165	423	246
Accessory Dwelling	658	39	68	6	46	6	28	1	39	0	51	0	70	1	49	0	65	1	52	1
Detached-Accessory							4	0	6	0	8	0	17	0	27	0	40	0	39	0
Multi-Family	16,933	2,290	2,242	260	2,292	269	1,779	400	1,667	320	1,384	102	435	47	520	27	676	82	667	49
Mixed Use	6,807	551	849	82	642	46	2,186	85	2,631	246	5,417	74	3,171	146	1,467	61	2,080	329	5,440	41
Institution									0	4	0	1								
Industrial																				
Total	28,384	3,997	3,669	551	3,456	575	4,531	882	4,937	985	7,334	341	3,943	309	2,305	169	3,252	577	6,621	337

	2014		2015		2016		2005-2016 Totals			Permit Issued *		Under Review **		Initial Information		Non-Residential Development Built 1996-2005 Non-Residential Total Sqft: 25,666,936 Planning Estimate 2035 Housing Units: 70,000 Jobs: 115,000 Development Capacity Housing Units: 205,959 Non-Residential Total Sqft: 68,220,763 Jobs: 213,711
	New	Demo	New	Demo	New	Demo	New	Demo		New	Demo	New	Demo	New	Demo	
Single Family	679	362	641	337	710	423	5,924	3,161		1,322	671	187	310	1	92	
Accessory Dwelling	58	1	71	4	85	2	682	23		187	6	36	2			
Detached-Accessory	36	0	45	1	71	2	293	3		168	6	18				
Multi-Family	1,811	357	1,089	152	1,422	143	15,984	2,208		3,532	597	800	150		10	
Mixed Use	5,606	40	5,482	96	4,805	45	39,776	1,291		16,942	69	1,332	27	1	12	
Institution					0	1	0	6		0	2					
Industrial					0	1	0	1		0	10					
Total	8,190	760	7,328	590	7,093	617	62,659	6,693		22,151	1,361	2,373	489	2	114	

* Permit issued, final inspection not completed. May be under construction, pre-construction, or complete awaiting final inspection.

** Application has been accepted and is currently undergoing review.