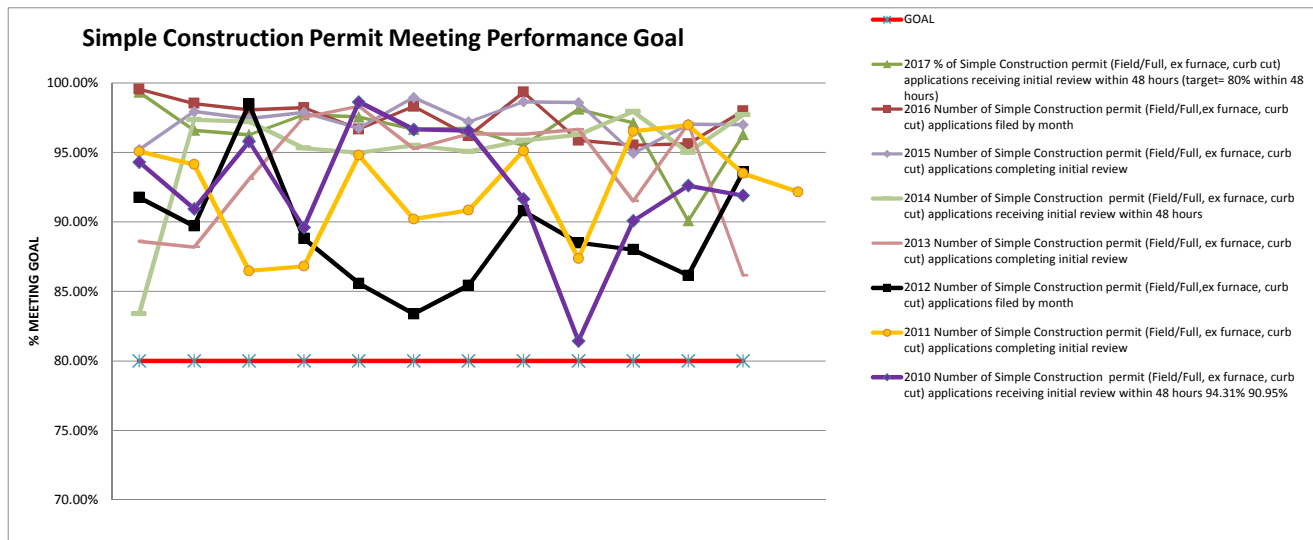
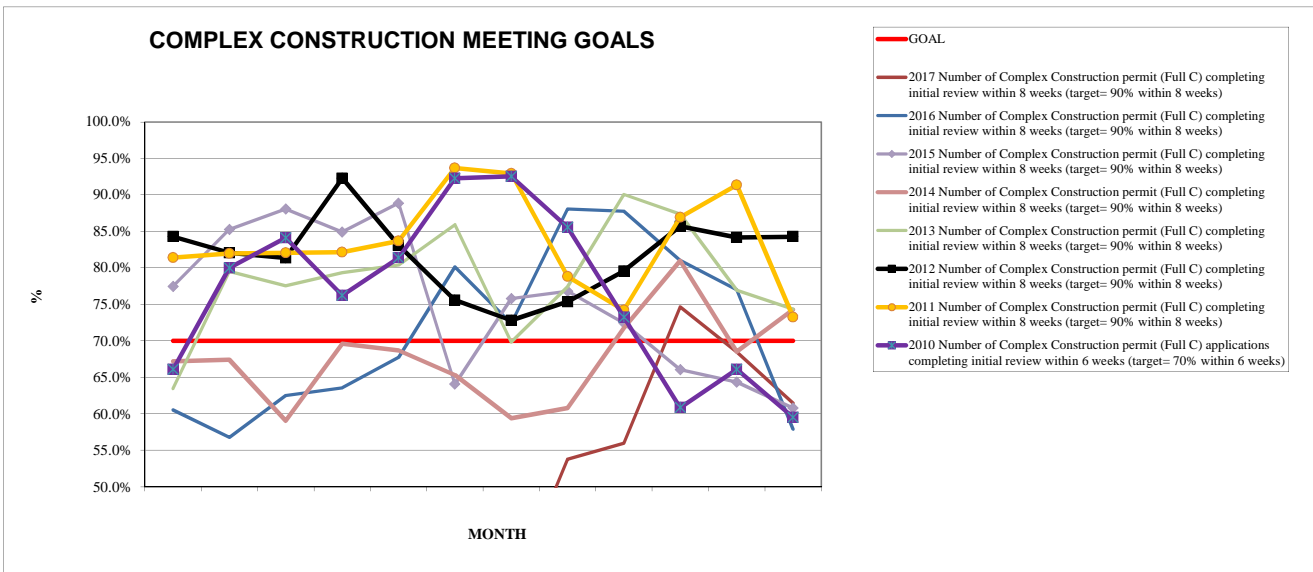


Simple	JAN	FEB	MAR	APR	MAY	JUN	JUL	AUG	SEP	OCT	NOV	DEC	TOTAL
<b>2018</b> Number of Simple Construction permit (Field/Full, ex furnace, curb cut) applications receiving initial review within 48 hours	95.57%												95.57%
% of Simple Construction permit (Field/Full, ex furnace, curb cut) applications receiving initial review within 48 hours (target= 80% within 48 hours)	99.34%	96.60%	96.28%	97.71%	97.55%	96.68%	96.74%	95.48%	98.12%	97.14%	90.08%	96.28%	96.42%
<b>2017</b> Number of Simple Construction permit (Field/Full, ex furnace, curb cut) applications filed by month	99.55%	98.53%	98.06%	98.23%	96.68%	98.31%	96.20%	99.34%	95.88%	95.53%	95.62%	97.99%	97.48%
<b>2016</b> Number of Simple Construction permit (Field/Full, ex furnace, curb cut) applications completing initial review	95.20%	97.95%	97.44%	97.89%	96.76%	98.96%	97.20%	98.65%	98.59%	94.95%	97.02%	97.01%	97.33%
<b>2015</b> Number of Simple Construction permit (Field/Full, ex furnace, curb cut) applications receiving initial review within 48 hours	83.38%	97.36%	97.21%	95.31%	94.98%	95.51%	95.07%	95.86%	96.28%	97.94%	95.00%	97.70%	94.87%
<b>2014</b> Number of Simple Construction permit (Field/Full, ex furnace, curb cut) applications completing initial review	88.6%	88.2%	93.1%	97.5%	98.3%	95.3%	96.3%	96.3%	96.7%	91.5%	97.1%	86.2%	94.0%
<b>2013</b> Number of Simple Construction permit (Field/Full, ex furnace, curb cut) applications filed by month	91.76%	89.71%	98.50%	88.81%	85.58%	83.39%	85.44%	90.80%	88.51%	88.01%	86.15%	93.61%	89.07%
<b>2012</b> Number of Simple Construction permit (Field/Full, ex furnace, curb cut) applications completing initial review	95.07%	94.14%	86.49%	86.81%	94.80%	90.21%	90.85%	95.11%	87.36%	96.52%	96.97%	93.49%	92.17%
<b>2011</b> Number of Simple Construction permit (Field/Full, ex furnace, curb cut) applications receiving initial review within 48 hours	94.31%	90.95%	95.79%	89.60%	98.64%	96.66%	96.56%	91.67%	81.44%	90.08%	92.61%	91.90%	92.72%
<b>2010</b> Number of Simple Construction permit (Field/Full, ex furnace, curb cut) applications receiving initial review within 48 hours	94.31%	90.95%	95.79%	89.60%	98.64%	96.66%	96.56%	91.67%	81.44%	90.08%	92.61%	91.90%	92.72%
<b>GOAL</b>	80.00%	80.00%	80.00%	80.00%	80.00%	80.00%	80.00%	80.00%	80.00%	80.00%	80.00%	80.00%	80.00%



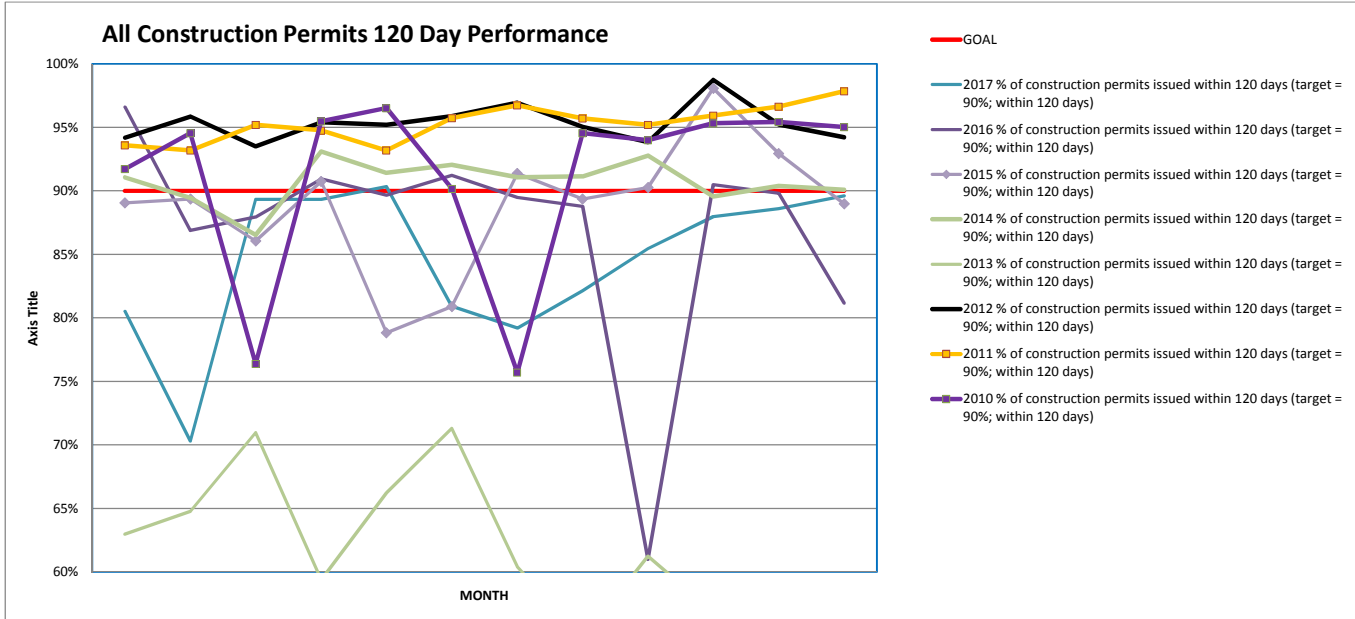


Complex	JAN	FEB	MAR	APR	MAY	JUN	JUL	AUG	SEP	OCT	NOV	DEC	TOTAL
2018 Number of Complex Construction permit (Full C) completing initial review within 8 weeks (target= 90% within 8 weeks)	58.01%												58.01%
2017 Number of Complex Construction permit (Full C) completing initial review within 8 weeks (target= 90% within 8 weeks)	48.18%	44.04%	32.07%	32.12%	48.45%	42.79%	35.17%	53.80%	56.00%	74.66%	68.49%	61.45%	49.68%
2016 Number of Complex Construction permit (Full C) completing initial review within 8 weeks (target= 90% within 8 weeks)	60.53%	56.78%	62.50%	63.58%	67.74%	80.14%	72.37%	88.08%	87.76%	81.02%	77.00%	57.89%	71.28%
2015 Number of Complex Construction permit (Full C) completing initial review within 8 weeks (target= 90% within 8 weeks)	77.46%	85.27%	88.10%	84.92%	88.89%	64.07%	75.81%	76.82%	72.41%	66.06%	64.36%	60.80%	74.41%
2014 Number of Complex Construction permit (Full C) completing initial review within 8 weeks (target= 90% within 8 weeks)	67.22%	67.44%	59.06%	69.60%	68.69%	65.32%	59.40%	60.78%	71.76%	80.98%	68.53%	74.25%	67.76%
2013 Number of Complex Construction permit (Full C) completing initial review within 8 weeks (target= 90% within 8 weeks)	63.48%	79.55%	77.55%	79.37%	80.42%	85.92%	69.83%	77.42%	90.08%	87.39%	76.92%	74.36%	78.64%
2012 Number of Complex Construction permit (Full C) completing initial review within 8 weeks (target= 90% within 8 weeks)	84.29%	82.09%	81.36%	92.31%	83.08%	75.58%	72.82%	75.37%	79.57%	85.71%	84.16%	84.29%	81.29%
2011 Number of Complex Construction permit (Full C) completing initial review within 8 weeks (target= 90% within 8 weeks)	81.43%	81.97%	82.09%	82.14%	83.70%	93.69%	92.96%	78.82%	74.24%	86.96%	91.38%	73.26%	83.70%
2010 Number of Complex Construction permit (Full C) applications completing initial review within 6 weeks (target= 70% within 6 weeks)	66.10%	80.00%	84.13%	76.25%	81.40%	92.31%	92.54%	85.60%	73.24%	60.87%	66.10%	59.52%	77.35%
GOAL	70.0%	70.0%	70.0%	70.0%	70.0%	70.0%	70.0%	70.0%	70.0%	70.0%	70.0%	70.0%	70.0%





INTAKE TO ISSUE DAYS		JAN	FEB	MAR	APR	MAY	JUN	JUL	AUG	SEP	OCT	NOV	TOTAL	
2018	% of construction permits issued within 120 days (target = 90%; within 120 days)	87.91%											87.91%	
2017	% of construction permits issued within 120 days (target = 90%; within 120 days)	80.52%	70.31%	89.33%	89.34%	90.34%	80.93%	79.20%	82.16%	85.46%	87.96%	88.59%	89.61%	84.41%
2016	% of construction permits issued within 120 days (target = 90%; within 120 days)	96.59%	86.89%	87.94%	90.95%	89.66%	91.22%	89.48%	88.77%	60.99%	90.48%	89.81%	81.17%	86.80%
2015	% of construction permits issued within 120 days (target = 90%; within 120 days)	89.06%	89.36%	86.05%	90.74%	78.83%	80.90%	91.38%	89.36%	90.27%	98.08%	92.93%	88.98%	88.49%
2014	% of construction permits issued within 120 days (target = 90%; within 120 days)	91.06%	89.47%	86.53%	93.11%	91.42%	92.06%	91.06%	91.15%	92.78%	89.55%	90.38%	90.10%	90.76%
2013	% of construction permits issued within 120 days (target = 90%; within 120 days)	62.98%	64.76%	70.96%	59.38%	66.22%	71.30%	60.42%	54.75%	61.26%	56.83%	55.09%	55.34%	61.31%
2012	% of construction permits issued within 120 days (target = 90%; within 120 days)	94.20%	95.86%	93.51%	95.41%	95.19%	95.87%	96.93%	95.04%	93.84%	98.74%	95.23%	94.21%	95.42%
2011	% of construction permits issued within 120 days (target = 90%; within 120 days)	93.60%	93.19%	95.21%	94.76%	93.19%	95.74%	96.74%	95.71%	95.19%	95.93%	96.64%	97.84%	95.33%
2010	% of construction permits issued within 120 days (target = 90%; within 120 days)	91.72%	94.55%	76.39%	95.48%	96.53%	90.18%	75.70%	94.54%	93.99%	95.33%	95.43%	95.02%	90.85%
GOAL		90%	90%	90%	90%	90%	90%	90%	90%	90%	90%	90%	90%	90%



SIMPLE 60 DAY PERFORMANCE		JAN	FEB	MAR	APR	MAY	JUN	JUL	AUG	SEP	OCT	NOV	DEC
GOAL		80.00%	80.00%	80.00%	80.00%	80.00%	80.00%	80.00%	80.00%	80.00%	80.00%	80.00%	80.00%
2018	SIMPLE 60 DAY PERFORMANCE	92.27%											
2017	SIMPLE 60 DAY PERFORMANCE	90.77%	89.21%	89.23%	90.02%	92.17%	90.40%	91.10%	89.45%	88.13%	89.14%	89.42%	93.15%
2016	SIMPLE 60 DAY PERFORMANCE	85.29%	85.56%	90.40%	91.43%	89.14%	92.65%	88.50%	87.61%	88.02%	90.85%	92.06%	89.12%
2015	SIMPLE 60 DAY PERFORMANCE	90.94%	90.15%	92.75%	92.64%	93.66%	88.64%	91.35%	92.07%	90.00%	92.27%	93.20%	90.16%
2014	SIMPLE 60 DAY PERFORMANCE	92.60%	92.45%	91.62%	94.44%	94.57%	94.36%	93.82%	92.74%	92.12%	92.01%	91.97%	94.31%
2013	SIMPLE 60 DAY PERFORMANCE	93.44%	95.81%	97.17%	93.51%	98.63%	94.72%	96.59%	95.20%	92.62%	94.06%	93.57%	89.75%
2012	SIMPLE 60 DAY PERFORMANCE	95.70%	96.79%	97.19%	97.78%	97.16%	97.90%	97.94%	96.27%	95.90%	93.89%	95.95%	95.78%
2011	SIMPLE 60 DAY PERFORMANCE	97.11%	97.29%	97.04%	97.17%	96.86%	97.68%	96.21%	97.37%	96.85%	95.66%	98.74%	96.36%
2010	SIMPLE 60 DAY PERFORMANCE	98.08%	96.86%	98.09%	98.35%	96.34%	96.56%	96.93%	95.63%	97.85%	97.43%	97.01%	96.48%

