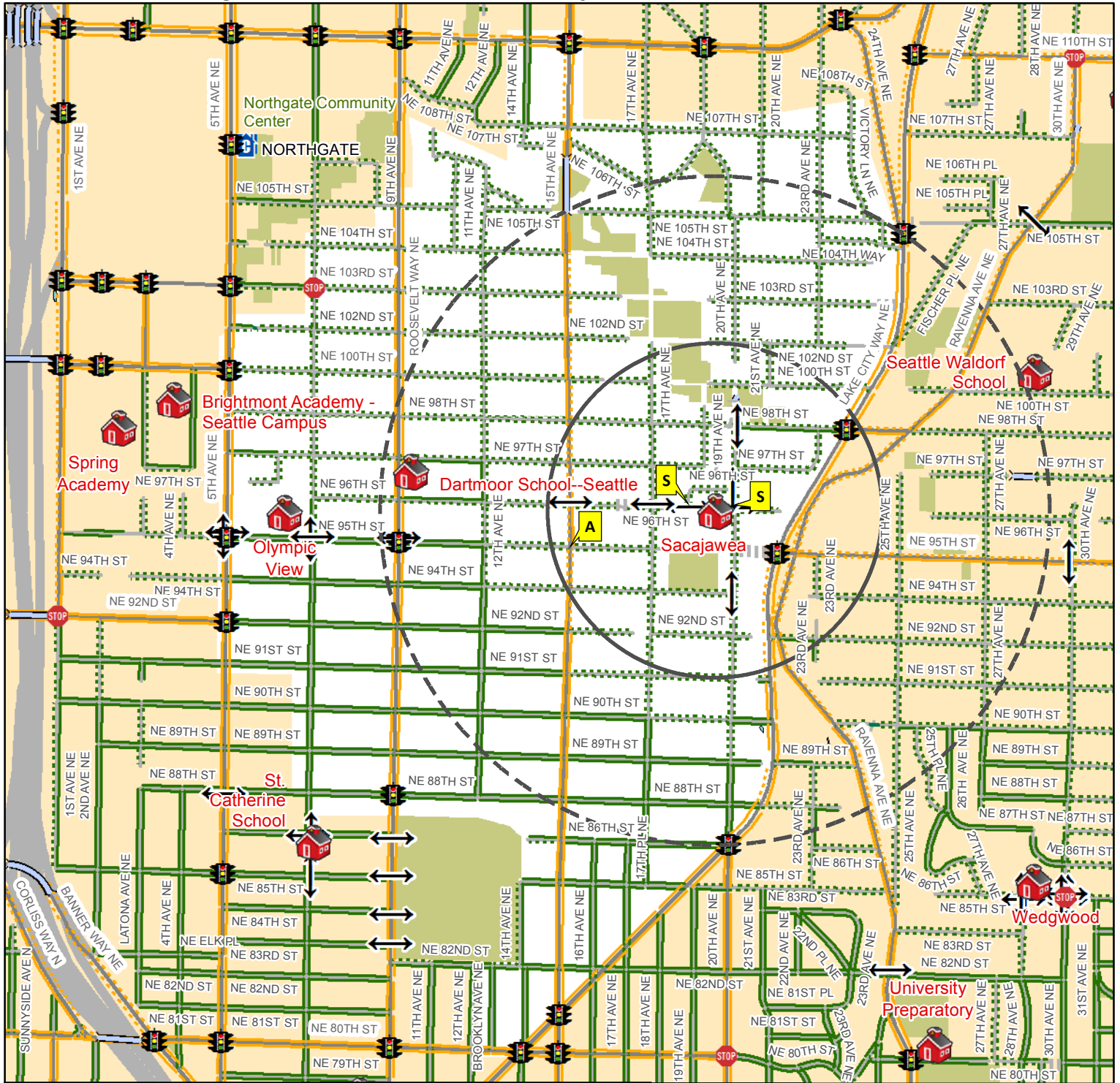


Sacajawea Elementary - 9501 20th Ave NE



2016-2017 School Year

Crossing Conditions

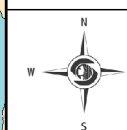

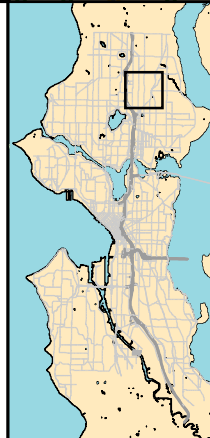
- Crossing Guard Assignment*
- School Patrol*
- Traffic Signals
- All Way Stop Intersection
- Crossing Beacon
- Designated School Crossing
- Bridge

Walking and Biking Conditions

- 15-20 min walk, 10 min bike ride
- 10 min walk, 5 min bike ride
- Stairway
- Multi Use Path
- Neighborhood Greenway
- Protected Bike Lane
- Neighborhood Street with Sidewalk
- Neighborhood Street with no Sidewalk
- Busy Street with Sidewalk
- Busy Street with no Sidewalk (not recommended)

Community Facilities

- Community Center
- Library
- Police Station
- Fire Station
- Park



©2012, THE CITY OF SEATTLE. All rights reserved. Produced by the Seattle Department of Transportation. No warranties of any sort, including accuracy, fitness or merchantability, accompany this product.

Coordinate System: State Plane, NAD83-91, Washington, North Zone
Orthophoto Source: Pictometry 2007

Plot Date: 7/25/2016
Author: lynchc
School_Walking_Maps_16_17

* Crossing guard and school patrol locations are subject to change.

WALK AND RIDE SAFE!

Walking and biking is a fun, healthy and sustainable way to get to and from school.

USE THIS MAP TO PLOT THE SAFEST ROUTE FROM YOUR HOME TO SCHOOL

- ✓ Pick streets where there are sidewalks or paths separated from traffic. These are the solid lines on the map.
- ✓ When you can, choose (green) neighborhood streets instead of (orange) busy main streets.
- ✓ When biking, use trails, neighborhood streets, and protected bike lanes.
- ✓ Cross busy streets where there are traffic signals, stop signs, crossing beacons, school crosswalks, or crossing guards.



WALKING SAFETY TIPS



Pay attention. Don't be distracted by your cell phone or headphones.



If there's no sidewalk, walk on the left side of the street, as far from traffic as possible.



Look left, right, and left again at all intersections.



Make eye contact with people driving before crossing.



Walk, don't run across the street.



Follow the instructions of crossing guards and school patrol.



BIKING SAFETY TIPS



Gear up. Always wear a helmet and use bike lights.



Pay attention. Don't be distracted by your cell phone or headphones.




Ride predictably and use hand signals when stopping and turning.



Ride in the same direction as traffic when on the street.



If riding on a sidewalk, ride slowly and yield to people walking.



Look left, right, and left again at all intersections.



Walk your bike across busy streets.



Obey all stop signs and red lights.

This school walk route map is updated annually. Please inform your school principal or school safety committee if you have any suggested updates.