



Seattle
Neighborhoods

**YOUR VOICE,
YOUR CHOICE!**



**PARKS
& STREETS**



2017 Program Review & 2018 Planning Document

OVERVIEW






Your Voice, Your Choice: Parks & Streets (YVYC) is a participatory budgeting initiative in which Seattle residents democratically decide how to spend a portion of the City's budget on small-scale park and street improvements. In 2017, \$2 million of the City's budget was set aside for this program, with a focus on engaging people who have not historically been involved in government or budget processes.





YVYC 2017: BY THE NUMBERS



WHAT WE HEARD FROM PARTICIPANTS

-  "Your Voice, Your Choice, brought our neighborhood together. We saw an opportunity to make our community safer." -Susannah, District 6
-  "The Your Voice, Your Choice program has motivated all members, elders and youths to get involved. This program welcomes all, opening the opportunity for small unheard voices to be loud." -Mohamad, District 2
-  There is an inequitable division of funds between and within districts, particularly for neighborhoods with high needs and lower populations.
-  Asking communities that have been traditionally under-engaged by the City to contribute volunteer time to lead outreach efforts has the potential to replicate and reinforce inequitable power structures.
-  More clarity is needed on what projects are achievable through Your Voice, Your Choice and how the program fits within other City processes related to park and street improvements.

NEXT STEPS

-  Funding for the 33 projects selected by community members was included in the Mayor's 2018 proposed budget and approved by Seattle City Council in November 2017.
-  Seattle Department of Transportation (SDOT) and Seattle Parks and Recreation (SPR) will begin implementing projects in 2018. Once implementation begins, project updates will be available on the [YVYC Program website](#).

IDEA COLLECTION

In February, we kicked off YVYC 2017 by collecting community members' ideas for park and street improvements in their neighborhoods. We coordinated outreach and idea collection meetings throughout the city and collected ideas online.

IDEA COLLECTION: BY THE NUMBERS



894

Ideas Collected from Community Members



38

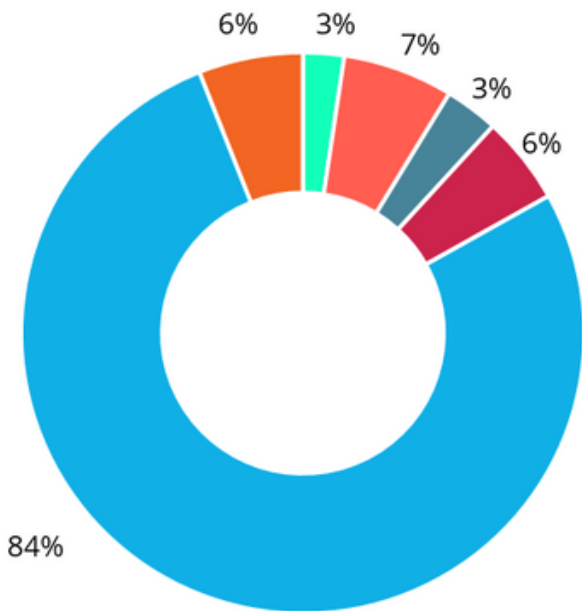
In-Person Outreach & Idea Collection Events



683

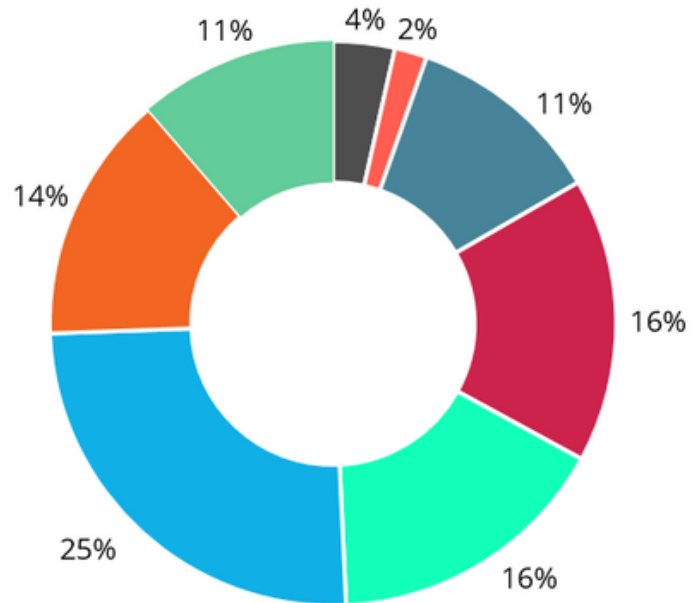
Participants at Idea Collection Events

Participation by Race/Ethnicity*



- American Indian/Alaska Native (3%)
- Asian (7%)
- Black or African American (3%)
- Hispanic/Latino (6%)
- Native Hawaiian/Pacific Islander (0%)
- White (84%)
- Other (6%)

Participation by Age*



- 11-17 (4%)
- 18-24 (2%)
- 25-30 (11%)
- 31-35 (16%)
- 36-40 (16%)
- 41-50 (25%)
- 51-64 (14%)
- 65+ (11%)

 33% of Idea Collection participants were under the age of 35.

 Approximately 420 potentially-eligible ideas submitted in 2017 were **not** funded through YVYC.

*Demographic information was collected voluntarily from participants who submitted ideas online only. 508 participants answered the Race/Ethnicity question in which they could choose all options that applied. 540 participants answered the Age question.

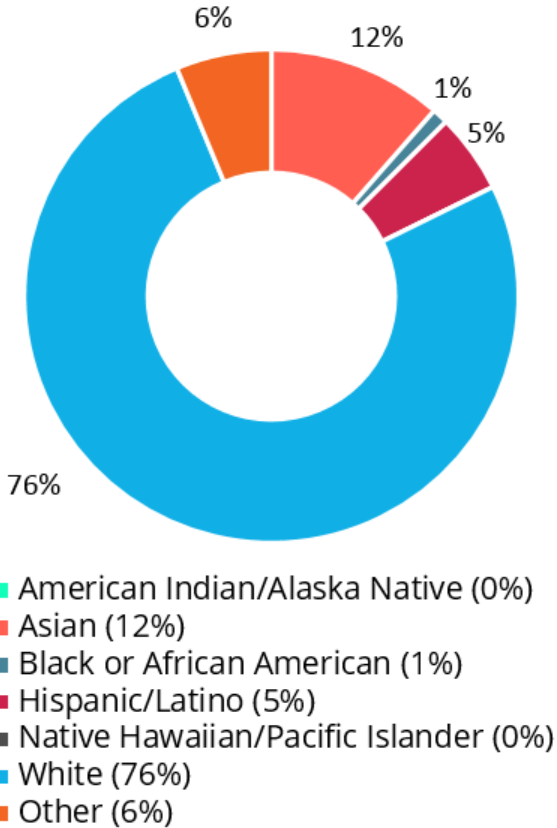


PROJECT DEVELOPMENT

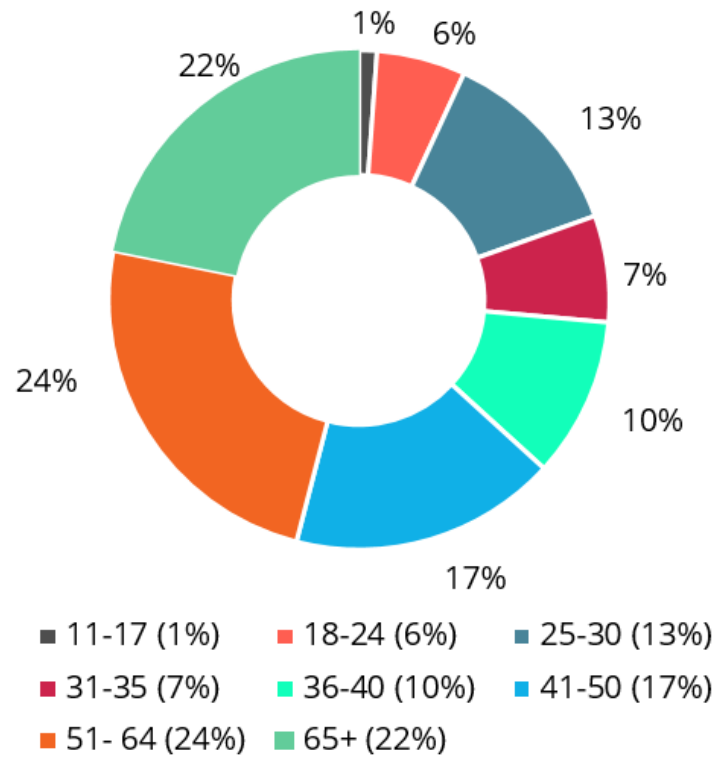
In March, we held 28 project development meetings: four per Council district. These meetings were open to all and held in neighborhood locations like libraries and schools.

PROJECT DEVELOPMENT: BY THE NUMBERS

Participation by Race/Ethnicity*



Participation by Age*



263

Unique Participants

28

Project Development Meetings

85%

New Participants**

*Data from optional "Inclusion Sign-In Sheet" at Project Development meetings. 0% of participants reported identifying as American Indian/Alaska Native or Native Hawaiian/Pacific Islander. 95 participants answered the Race/Ethnicity question, in which they could self-identify. 87 participants answered the Age question.

**Participants who did not participate in the 2015 or 2016 Neighborhood Park and Street Fund review process.

WHAT WE HEARD FROM PARTICIPANTS

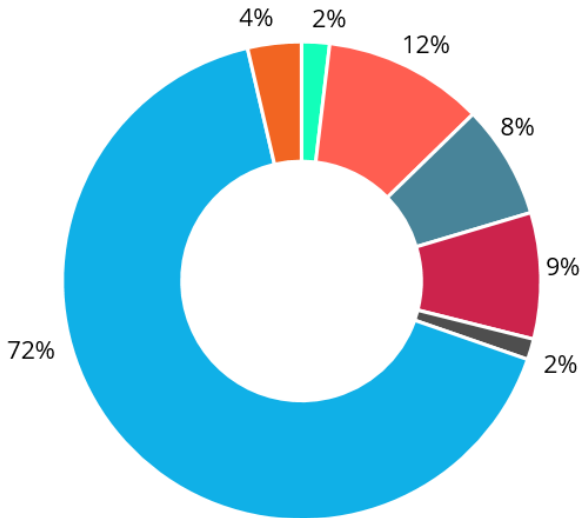
- Participants liked discussing projects with neighbors who care about their communities, hearing other people's perspectives, and making group decisions.
- It was tough for some to participate due to this phase's reliance on evening meetings for which advance notice of times and locations was not consistently provided.
- People felt like they had a strong impact on the entire YVYC process through participating in Project Development.
- Prioritizing projects in this phase was difficult due to 1) lack of advance information on which projects would be discussed at particular meetings; 2) unclear criteria on need, impact, and feasibility; and 3) participants being asked to discuss projects outside of their neighborhoods.

VOTING

In June, community members participated in online and in-person voting at 27 libraries, 30 community centers, 11 schools, and 48 community events and meetings.

VOTING: BY THE NUMBERS

Participation by Race/Ethnicity*



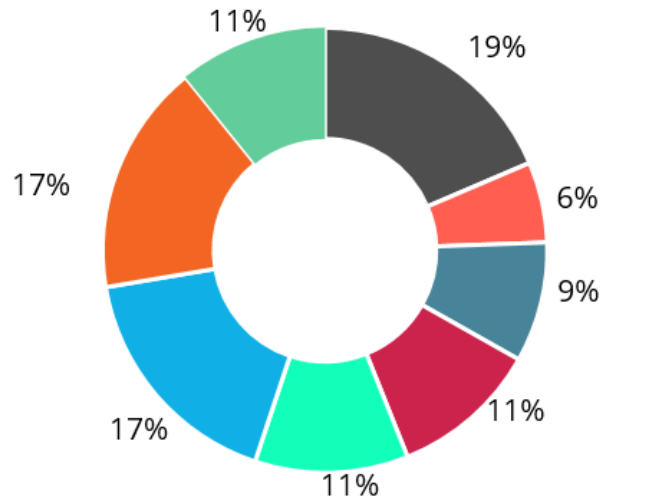
- American Indian or Alaska Native (2%)
- Asian (12%)
- Black or African American (8%)
- Hispanic or Latino/a (9%)
- Native Hawaiian or Pacific Islander (2%)
- White (72%)
- Other (4%)

7,737
Participants

116
In-Person
Voting Sites

6
Languages
Available
for Ballots

Participation by Age*







- 11-17 (19%)
- 18-24 (6%)
- 25-30 (9%)
- 31-35 (11%)
- 36-40 (11%)
- 41-50 (17%)
- 51-64 (17%)
- 65+ (11%)

 68% of in-person voting participants identified as people of color.


*Demographic information was obtained through an optional survey provided to participants following both online and in-person voting. 3,668 participants answered the Race/Ethnicity question, in which they could choose all options that applied. 3,757 participants answered the Age question.


WHAT WE HEARD FROM PARTICIPANTS


-  "Paper ballots in many languages were a huge hit at the Lake City Farmer's Market and the library." -Janine, District 5
-  "What a refreshing way to do business! I was really impressed not only by the way you set up this voting project, but how you enlisted energetic volunteers to help and really really PUSHED it through social media." -Kathy, District 5
-  Many people who would have liked to participate did not find out about the program until voting was over.
-  While in-person voting was available at all Seattle Public Library branches and SPR community centers, instructions to staff were inconsistent. Additionally, in some locations, materials were not always visible or available to the public. This caused frustration for those who had been told they could access in-person voting at these locations.

PARTICIPATION BY DISTRICT


D6


 91


 19

 637



D7

 78


 36


 720


LOCATIONS

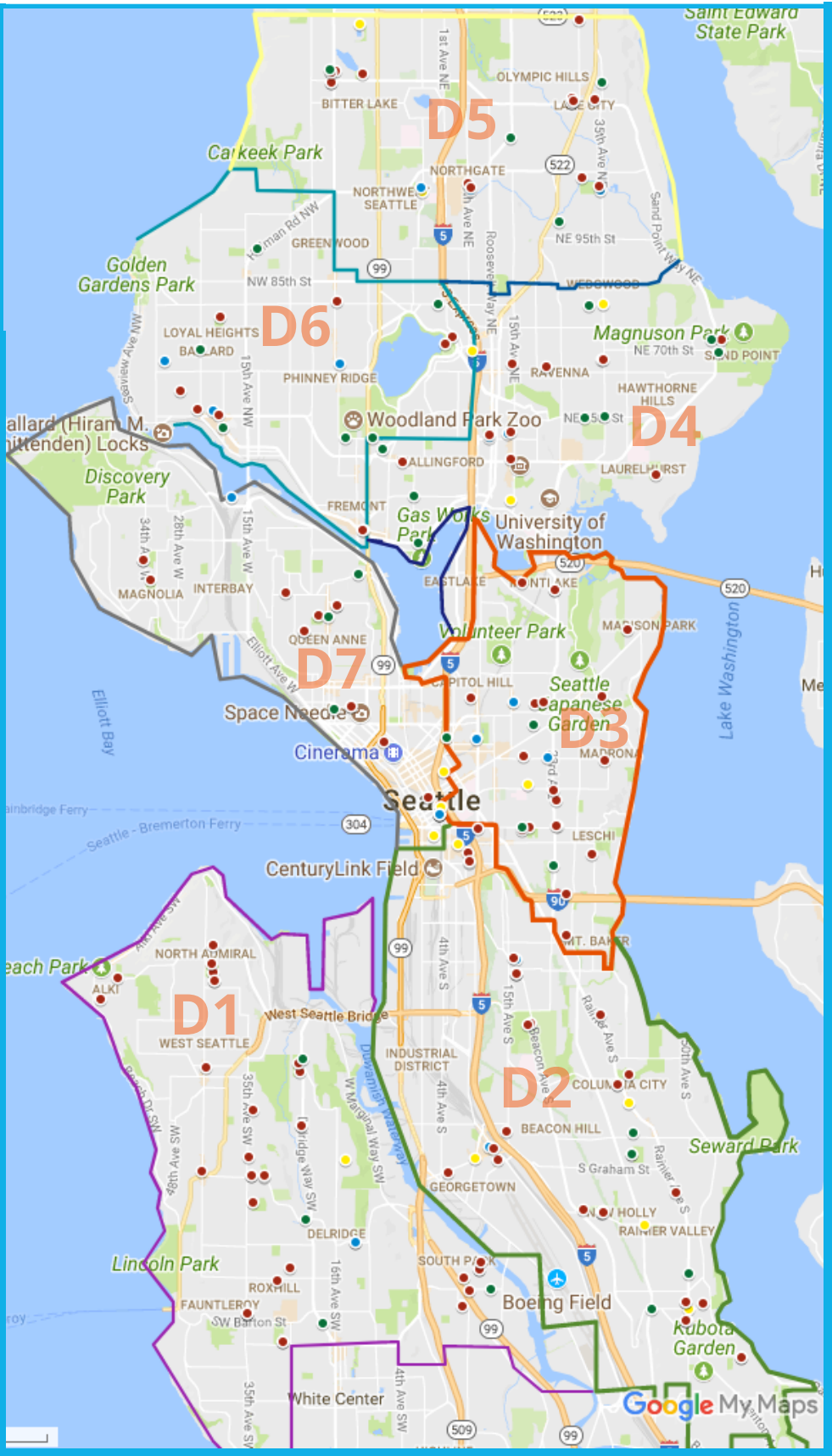
-  Idea Collection
-  Project Development
-  Voting
-  Funded Projects

D1


 208


 32


 1119



D5

 122

 60

 1949

D4

 91


 19

 637

D3

 105

 25

 567

D2

 175

 58

 1672



Number of Ideas Collected



Project Development Participants



Voters

2018 ACTION STEPS

OVERALL

- ➔ **Develop an advisory body to address concerns related to equity, funding, and accountability:**
We will convene a steering committee to advise on key program needs, with representatives who reflect communities that have not historically been involved in government or budget processes.*
- ➔ **Maintain a sustained, consistent connection with the community through program phases:**
We will maintain regular communications that are focused on encouraging participation, providing clarity on program structure and processes, and promoting transparency of program decisions.
- ➔ **Leverage partnerships with City agencies and institutions that can reach broad populations:**
We will build stronger connections internally within Seattle Department of Neighborhoods (DON), with City Council staff, and with key Boards and Commissions.
- ➔ **Set outreach goals and collect data to accurately measure program reach & impact:**
We will set clear, ambitious and attainable participation goals and develop indicators that inform consistent data collection across all program phases.
- ➔ **Improve access across program phases for limited English proficient (LEP) participants:**
We will expand access to in-language program materials and will continue to work with DON's Community Liaisons and community-based organizations to reach LEP participants.

IDEA COLLECTION

- ➔ **Revise Idea Collection materials for clarity on scale and scope of YVYC-eligible projects:**
We will provide clear instructions on what is and is not eligible for YVYC as well as build a list of resources and make connections to help participants achieve projects that do not fit in YVYC's scope.
- ➔ **Roll over potentially feasible ideas received in 2017 to the 2018 YVYC process:**
We will roll over the ideas deemed potentially eligible by SDOT and SPR in the 2017 process in order to recognize that these ideas should receive a second review by community members in 2018.

PROJECT DEVELOPMENT

- ➔ **Redesign Project Development to allow for more participation options:**
We will structure Project Development to consist of a wider variety of participation options, including meetings at community-based organizations and schools in addition to libraries and general community spaces.
- ➔ **Provide tools to facilitate the decision-making process during Project Development:**
We will revise evaluation criteria to provide a clear scoring framework and will provide more sophisticated and easier-to-use tools for accessing decision-making information.

VOTING

- ➔ **Improve preparation and communication during the Voting phase to facilitate participation:**
We will clearly communicate options for online and in-person voting, provide training for vote facilitators, ensure materials and instructions are available at vote sites throughout the Voting phase and increase Voting time to five weeks to provide more opportunities to participate.

*The Committee will be compensated for their work. Applications will be open in early January.

2018 PREVIEW

IDEA COLLECTION: JANUARY



- ➔ Online and in-person options to submit ideas
- ➔ Ideas "rolling over" from the 2017 process will be clearly indicated on a map to avoid duplication

PROJECT DEVELOPMENT: FEBRUARY & MARCH



- ➔ Multiple in-person project review opportunities in each Council District
- ➔ Project prioritization lists will be divided geographically within Council Districts

VOTING: JUNE & JULY



- ➔ Online and in-person voting throughout the city
- ➔ Ballots will be translated and outreach conducted in multiple languages

HOW TO GET INVOLVED

- ➔ Join the Steering Committee! Applications will be available January 2 at seattle.gov/yvyc.
- ➔ Sign up for the [Seattle Department of Neighborhoods](#) newsletter to receive YVYC updates.
- ➔ Contact the YVYC team at Kraig.Cook@seattle.gov to figure out the participation option that works best for you.