



ONLY IN SEATTLE INITIATIVE

Apply by Oct. 31, 2022



Seattle Office of
Economic Development

DISTRICT BUSINESS
IMPROVEMENT AREA



Only in Seattle

2023 Request for Applications

Office of Economic Development's Only in Seattle Initiative

Building an **equitable** and **vibrant** city
where neighborhood business districts are
centers of
local **commerce, community, and culture.**

BUILD LAKE CITY TOGETHER

Our Story is Your Story






Lake City

- Started with OIS Organizing grant in 2014
- Led to Wells Fargo 3-year planning grant in 2016
- Adopted by Children's Home Society in 2019
- With OIS Sustaining support, Building Lake City Together continues community events, business support, clean ups and
- Opened Heart Space Incubator in 2022!

Beacon Hill

- It started in 2010 with an OIS Organizing Grant
- Since then, with OIS Sustaining support,
- Beacon Business Alliance has been an essential resource for businesses and community organizers.
- Advocating, guiding development and retaining businesses



**BUSINESS RESOURCE OPEN HOUSE:
THE BUSINESS OF ART**

How small business resources
apply to the creative sector

OCTOBER 15, 2020 | 9:00 - 10:30AM

GET ON THE LIST:
INFO@BEACONBUSINESSALLIANCE.ORG
LANGUAGE TRANSLATION AVAILABLE

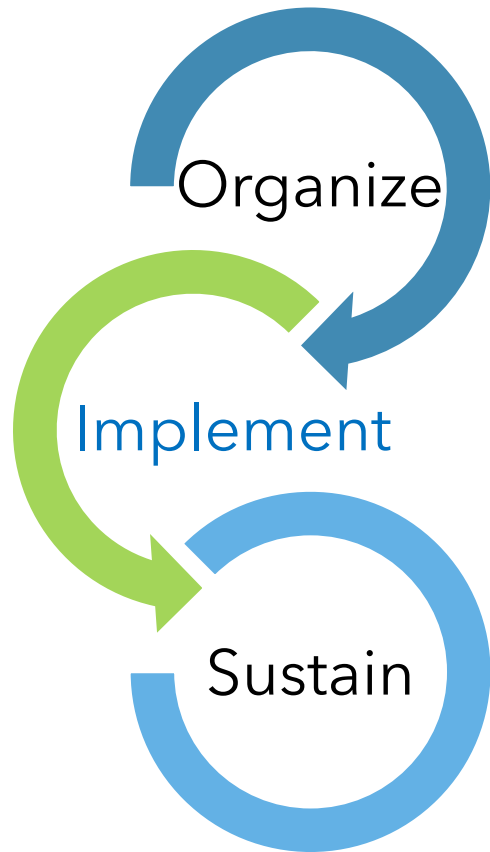
The Seattle Public Library BEACON BUSINESS ALLIANCE Rainier ABC geo teaming



Ballard

- From a struggling chamber in 2011, an OIS Organizing grant led to
- a BIA generating \$700k per year in 2016
- Self funded with first rate marketing, events and public spaces
- Supporting businesses through COVID
- Preparing to renew the BIA in 2023

The Only in Seattle Approach



- Start with community assets (people, organizations, businesses, culture)
- Focus on racial equity
- Create a Vision & Action Plan
- Take action
- Strengthen the organization
- Show results
- Expand resources (BIAs, volunteers, grants)
- Maintain and grow the work

Vision & Action Plan Components

Organization



Business



Marketing and Events



Clean and Safe



Placemaking



Based on: Main Street and Community Development

What Are Transformation Strategies?



© National Main Street Center, 2016, All Rights Reserved.

What Are the Four Points?



Application

What are you seeking funding for?

- **Option 1 - Organizing Phase** - if you are new to the program, launching a new organization or creating a new action plan
- **Option 2 - Short term project** - if you have an organization and action plan and want funding for a project
- ~~**Option 3 - Current OIS Partner** - if you received an OIS grant in 2021 or 2022~~ (not if you only received a NERF grant).



Application

Option 1: Organizing

Describe your business district

Partners

Number of businesses

Challenges

Accomplishments

What are you hoping to accomplish

Optional Documents



Application

Option 2: Short Term Project

Project Summary

Partners

Number of businesses

Challenges

Accomplishments

Project type



Application

Option 2: Short Term Project - continued

Organization Info

- Other revenues Y/N
- Org budget size
- Number of board/group members
- Staff/FTEs working on this project
- Number of businesses served this year

Grant Budget Form

Budget Narrative

Optional Documents

Application

Option 2: Short Term Project - Budget Form

- Yellow boxes can be filled in
- Adapt Agency/Project Columns as needed
- Add other sources

Instructions: This budget template lists all sources and uses for your OIS Project or Action Plan. Yellow boxes are meant to be filled in by you.

Enter the Neighborhood/Organization Name					
2023 Proposed Budget					
Funding Sources	Agency or Project 1	Agency or Project 2	Agency or Project 3	Total	Budget Notes
OED Funding Request				\$ -	
Other Sources: List Below					
				-	
				-	
				-	
				-	
Total Sources	\$ -	\$ -	\$ -	\$ -	

Agency/Project: Each column can be used to show different organizations or agencies that will receive, contribute or expend funding for this project. Or, they can be used to show different programs or projects. Fill in Agency or Project names on Row. Insert columns as needed.

The **OED Funding Request** enter the total amount being requested of the Only in Seattle program in 2023 and how it will be allocated to each separate agency, program or project, if more than one will receive funds.

Other Sources: List other sources and the amounts here. Insert additional lines as needed. Include funds secured, matched, and/or those that will be raised/applied for. Add a Budget Note for those that have not been secured yet.

Project Costs					Budget Notes
Personnel Salaries and Benefits				\$ -	
Other Costs: List Below					
				-	
				-	
				-	
				-	
				-	
				-	
				-	
Total Uses/Costs	\$ -	\$ -	\$ -	\$ -	

Project Costs: Include all expenses for the OIS Project/Action Plan expected for each agency or within each project column. Add lines and expenses as needed.

Staff Working on Project			
Name	Agency	Title/Function	% of Time on Program

Staff Working on Project: List staff members who will be paid by the OIS grant and the % of their time spent (based on 40 hours per week) on OIS project/action plan work.



Timeline

- **Due October 31st, 5:00 pm**
- **November review**
- **Early December decisions**
- **Contracts for Jan-Dec 2023**

How to Apply

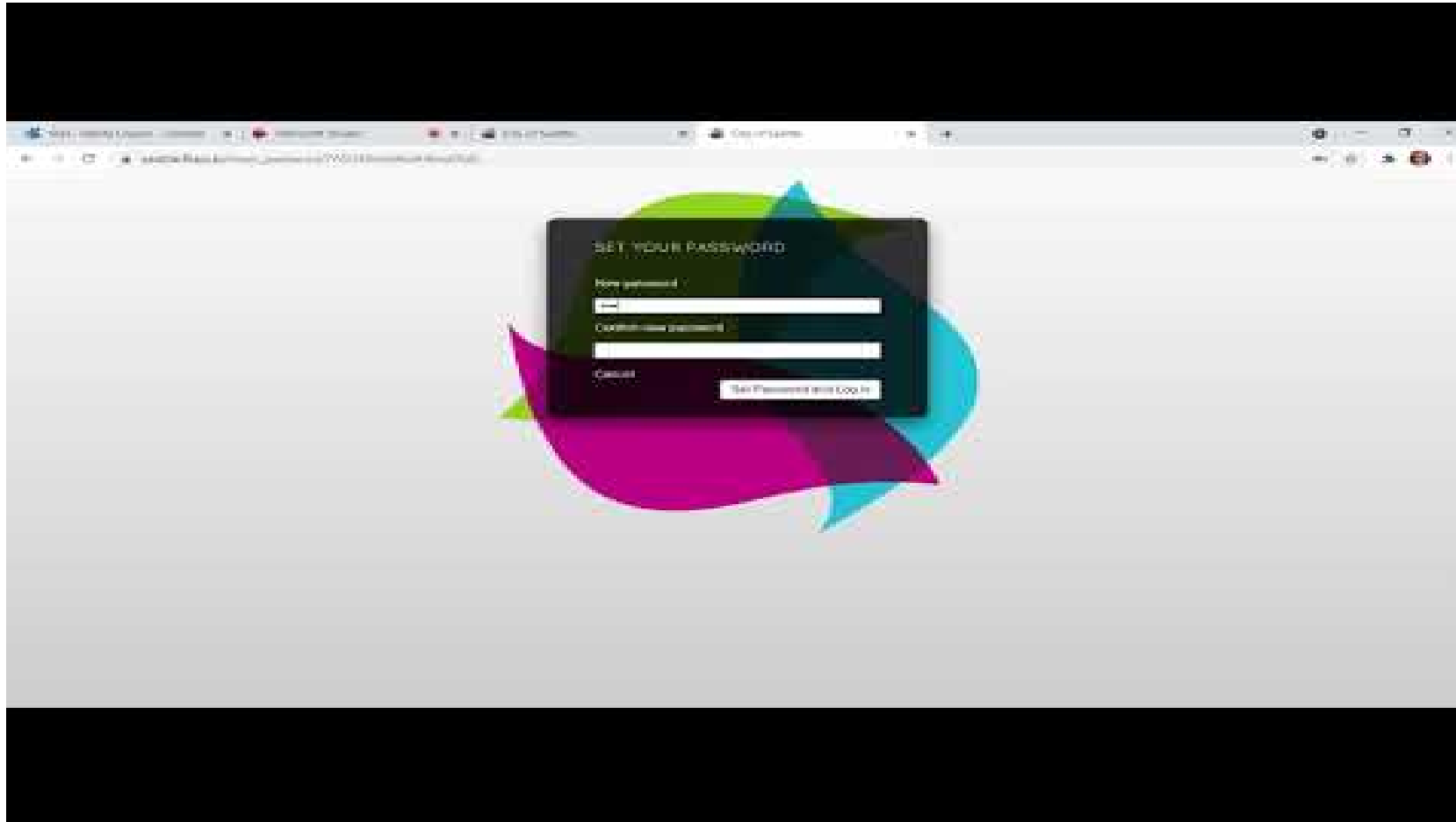
City of Seattle's Grant Portal



The screenshot shows the City of Seattle's Grants Portal. At the top left is the City of Seattle logo, which consists of a blue circle containing a white profile of a person's head facing right, with vertical lines of varying heights behind it. To the right of the logo is the word "Seattle" in a bold, black, sans-serif font. Below the logo and name is the text "Welcome to the City of Seattle's Grants Portal" in a smaller, grey font. The page is divided into two main sections. On the left, under the heading "Login Now:", there are two input fields: "Username" and "Password". Below these fields is a "Sign in" button. Underneath the "Sign in" button is a blue link that says "Reset or create password". On the right side, under the heading "New to the Grants Portal?", there is a section titled "Create Your Profile". Below this title is a paragraph of text: "In order to be considered for funding, the first step is for you to register with our grant making software. Please click on the 'Create an account Now' button below to start." Below this paragraph is another paragraph: "You will not be able to edit your profile after submission, so please ensure you have entered accurate information (including email address) when completing the registration form." At the bottom of this section is a final paragraph: "After submitting the registration form, you will receive an email notification from City of Seattle with login information and steps to set your password. This will"

https://seattle.fluxx.io/user_sessions/new

How to Set Up a User Account in Fluxx



Kowen Co (OED Test)

Office of Economic Development: Only in Seattle Application

Project Title:

ID: OED S-202107-00391

Contract Number:

Business District:

Project Manager:

Amount Requested:

Please note: The portal does not autosave; therefore, you must click the [Save] button to ensure your data will not be lost.

If you are unable to submit your application, please look for red highlighted section(s) to fix.

Your application is in progress.

You can save and work on the application up until you submit. Submitting for Preliminary Review will allow the Project Manager to review and send back. Once you submit for Final Review, the application can no longer be adjusted.

▼ Table of Contents

[Organization/Community Group Information](#)

[Full Application](#)

[Project Budget for Grant Request](#)

[Documents](#)



Cancel

ABC

Save and Continue

Save and Close

Application

- ✓ The portal DOES NOT autosave; therefore, you must click the [SAVE] button to ensure your data will not be lost.

The screenshot shows a web application interface for Seattle Fluxx. The browser address bar displays 'seattle.fluxx.io/dashboard/index'. The page features a dark sidebar on the left with a navigation menu. The main content area is divided into several sections: a search bar at the top right, a notification for '1 Update Available', a summary card for 'Kowen Co (OED Test) OED: Neighborhood Economic Recovery NER Application' with details like ID, Contract Number, Project Manager, Project Title, Amount Requested, and Status (Application in Progress), and a detailed view of the application with fields for Project Title, ID, Contract Number, Project Manager, Project Neighborhood, and Amount Requested. A green banner states 'Your application is in progress.' Below this is a status bar showing 'Application in Progress' and a 'Table of Contents' section with links to 'Organization/Community Group Information', 'Full Application', 'Project Budget for Grant Request', and 'Documents'. At the bottom, there are buttons for 'Withdraw', 'Submit For Full Review', and 'Submit For Preliminary Review'. A blue callout box with 'Change Password' and 'Logout' options is positioned over the sidebar, and a green arrow points to a gear icon in the bottom left corner.

Application

- ✓ Changing your password
- ✓ Saving and Printing your application for edits



RFP Information Sessions

- **September 30, 2022:** 12:00-1:00 pm Online ([link](#))
- **Friday, October 14, 2022:** 2-4 pm, Douglas-Truth Library, 2300 E Yesler Way

Online session will be recorded and posted to OED's website

OED RESOURCE LINE

In-language assistance for: Spanish, Vietnamese, Cantonese, Mandarin, Somali, Amharic, Korean, Thai, Tigrinya, English, + Language Line for other languages

- Leave Voicemail 206-684-8090
- Email OED@SEATTLE.GOV
- Team member will call business back in language or using language line



Contact Us!

Theresa Barreras

Director of Business Districts

theresa.barreras@seattle.gov

[\(206\) 684-4505](tel:(206)684-4505)

Phillip Sit

Business Improvement Area Advocate

phillip.sit@seattle.gov

[\(206\) 256-5137](tel:(206)256-5137)

Bennet Vining

Community Development Specialist

bennet.vining@seattle.gov

[\(206\) 586-7430](tel:(206)586-7430)

Hodon Bulale

Sr. Grants and Contracts Specialist

hodon.bulale@seattle.gov

[\(206\) 586-7412](tel:(206)586-7412)

Belina Van

Sr. Grants and Contracts Specialist

belina.van@seattle.gov

[\(206\) 670-3874](tel:(206)670-3874)