

FOREST HEALTH WATCH

Upcoming Community Science Program

DISCUSSION AND BRAINSTORM - SEPTEMBER 9, 2020

Joey Hulbert, WSU Puyallup Research and Extension

Kansas



KEVIN LANN-TEUBNER

Washington



Oregon



South Africa



CAPE CITIZEN SCIENCE



[HTTPS://CITSCI.CO.ZA](https://citsci.co.za)

FOREST HEALTH WATCH

Pacific Northwest Community Science

Puyallup, Washington



Puyallup, Washington



Research



GARY CHASTAGNER



Professor

MARIANNE ELLIOT



Research Associate

TODD MURRAY



Director


ORNAMENTAL PLANT PATHOLOGY

Puyallup Research and Extension Center


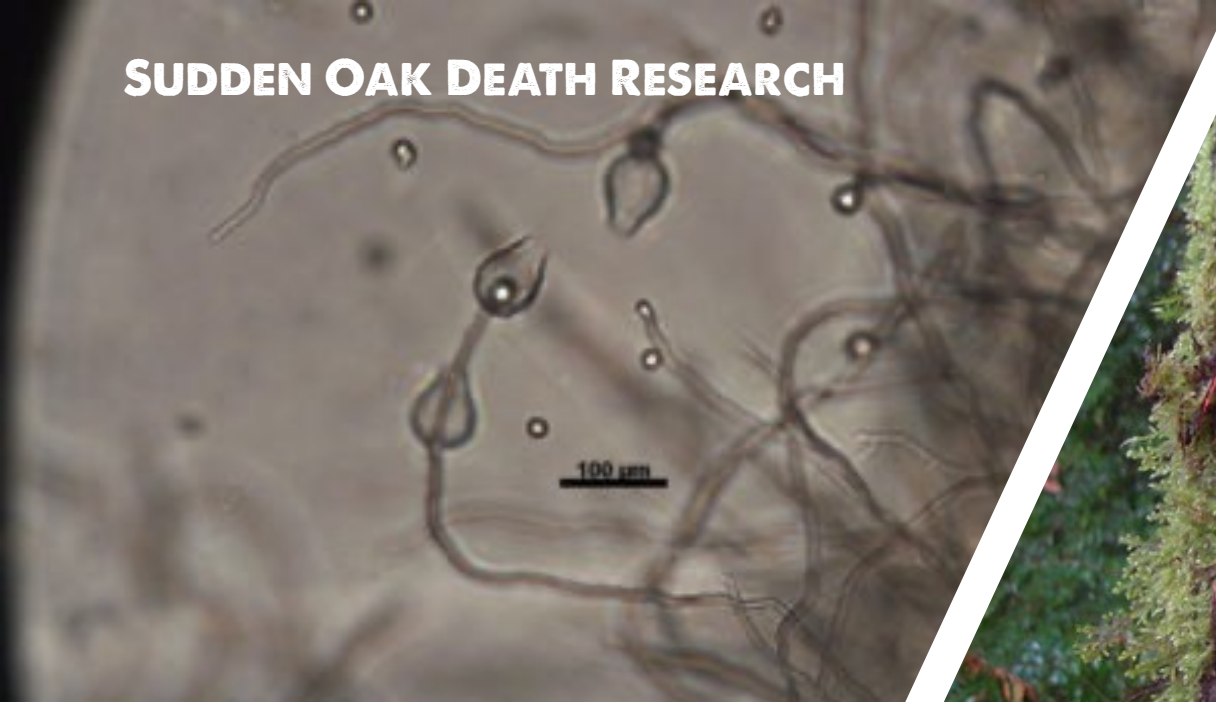
[HTTPS://PPO.PUYALLUP.WSU.EDU](https://ppo.puyallup.wsu.edu)



CHRISTMAS TREE RESEARCH



SUDDEN OAK DEATH RESEARCH



PACIFIC MADRONE RESEARCH





JOIN THE ARBUTUS ARME

**[HTTPS://PPO.PUYALLUP.WSU.EDU/
MADRONE/](https://ppo.puyallup.wsu.edu/madrone/)**

FOREST HEALTH WATCH


Pacific Northwest Community Science

[HTTPS://FORESTHEALTH.ORG](https://foresthealth.org)



United States Department of Agriculture
National Institute of Food and Agriculture

Public Engagement Methods



ONLINE REPORTS



EXTENSION SERVICES



YOUTH HIKES



DIAGNOSTICS



WORKSHOPS

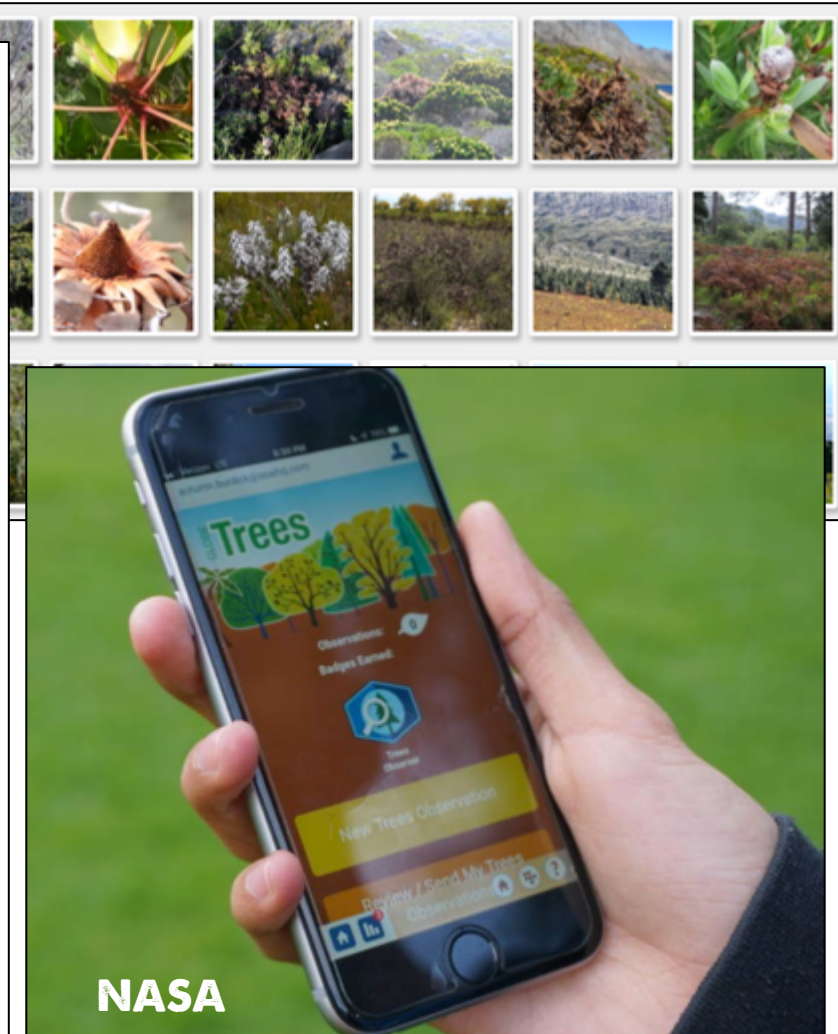
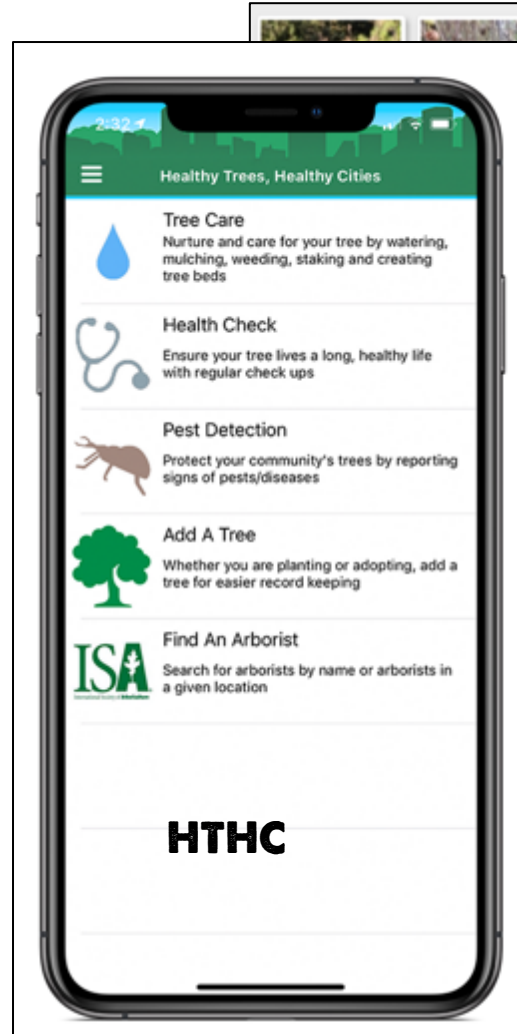


LAB VISITS

METHODS

Existing Tools

- **INATURALIST**
- **TNC/USFS HEALTHY TREES, HEALTHY CITIES APP**
- **NASA GLOBE OBSERVER - TREES**
- **TREESNAP**



FOREST HEALTH WATCH PROGRAM

Project 1

Project 2

Project 3

FOREST HEALTH WATCH PROGRAM

*Pilot
Project*

Project 2

Project 3

PRIORITY RESEARCH



PRIORITY RESEARCH

- *Western Redcedar Decline*



PRIORITY RESEARCH

- *Western Redcedar Decline*
- *Bigleaf Maple Decline*



PRIORITY RESEARCH

- *Western Redcedar Decline*
- *Bigleaf Maple Decline*
- *Swordfern Die-off*



PRIORITY RESEARCH

- *Western Redcedar Decline*
- *Bigleaf Maple Decline*
- *Swordfern Die-off*
- *Madrone Leaf Blight*



PRIORITY RESEARCH

- *Western Redcedar Decline*
- *Bigleaf Maple Decline*
- *Swordfern Die-off*
- *Madrone Leaf Blight*
- *Riparian Alder Dieback*



PRIORITY RESEARCH

- *Western Redcedar Decline*
- *Bigleaf Maple Decline*
- *Swordfern Die-off*
- *Madrone Leaf Blight*
- *Riparian Alder Dieback*
- *Western Hemlock Decline*



MORE INFORMATION

[HTTPS://PPO.PUYALLUP.WSU.EDU/](https://ppo.puyallup.wsu.edu/)


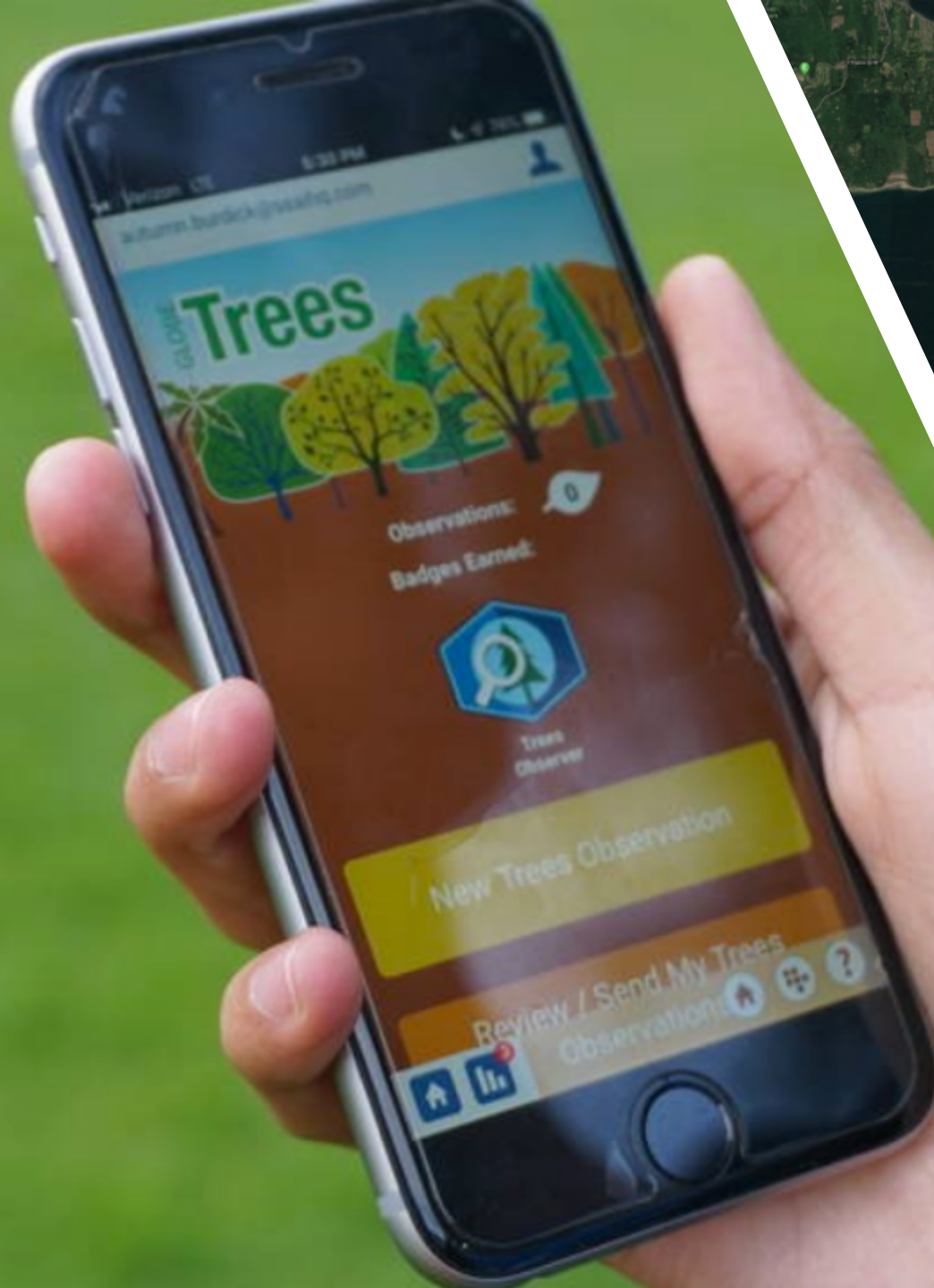


URBAN FOREST HEALTH WATCH

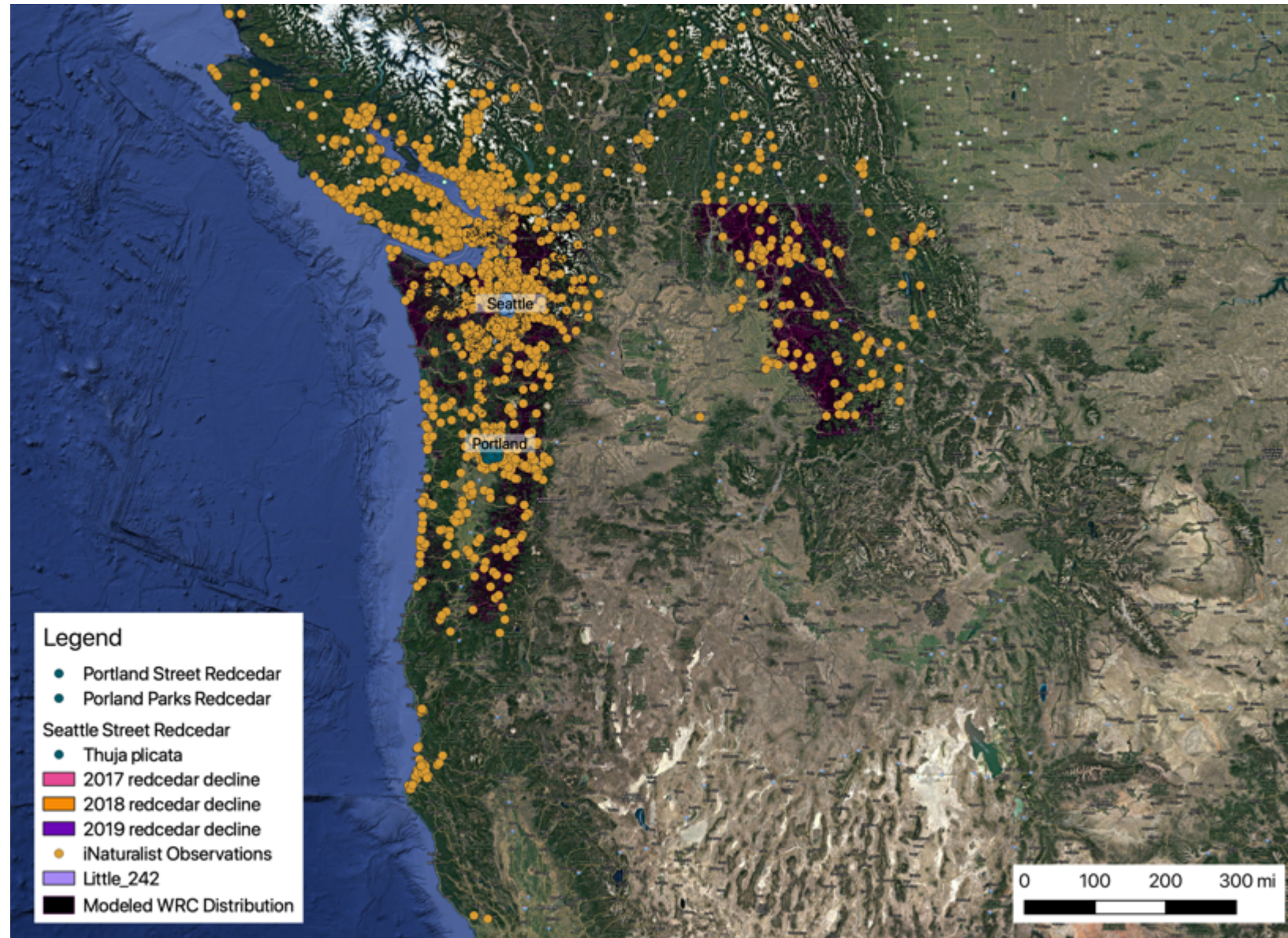


WESTERN REDCEDAR





EXISTING DATA



GREATER SEATTLE

Western Redcedar Decline

- 2019
- 2018
- 2017
- iNaturalist Observations
- Thuja plicata*

0 2.5 5 mi







OTHER TREE HEALTH ISSUES

Araucaria sp.





SOOTY BARK DISEASE OF MAPLE



[HTTPS://FORESTPATHOLOGY.ORG/CANKER/SOOTY-BARK-MAPLE/](https://forestpathology.org/canker/sooty-bark-maple/)





**OTHER
PROJECTS?**

SEEKING PARTNERS TO HELP SHAPE PROGRAM

- **CORE GROUP MEMBER**
- **ADVISORY COMMITTEE**
- **PARTNER IN PROGRAMMING
IMPLEMENTATION**
- **PARTNER IN SECURING MORE SUPPORT**
- **COMMUNITY SCIENTISTS**



Potential Partners

- **WSU EXTENSION**
- **USFS**
- **WDNR**
- **FORTERRA**
- **THE NATURE CONSERVANCY (WA)**
- **NNRG**
- **SEATTLE PARKS AND RECREATION**
- **SEATTLE PUBLIC UTILITIES**
- **SEATTLE AUDUBON SOCIETY**



Existing Volunteer Groups

- **SEATTLE TREE AMBASSADORS**
- **FORTERRA - GREEN SEATTLE - FOREST STEWARDS**
- **PARKS AND RECREATION VOLUNTEERS**
- **SEATTLE AUDUBON SOCIETY 'FRIENDS OF URBAN TREES'**
- **TNC VOLUNTEERS**
- **WSU MASTER GARDENERS**
- **WSU 4H GROUPS**



**ADDITIONAL
GROUPS?**



FOREST HEALTH WATCH

Pacific Northwest Community Science

[HTTPS://FORESTHEALTH.ORG](https://foresthealth.org)

JOEY HULBERT
hulbe@wsu.edu