



RESILIENT Seattle



100 RESILIENT CITIES





Cities are the
future.

10%

1800



Cities are the
future.

54%

2017

A photograph of a busy street market in India, overlaid with a semi-transparent blue filter. In the center, there is a large black circle containing the text '75%' and '2050'. To the left of the circle, the text 'Cities are the future.' is written in white. The background shows a narrow street filled with people, many of whom are pushing rickshaws or carts. Various signs and banners are visible, including one for 'AUDCO VALVES' and another for 'SHADI K...' in Hindi. The overall scene is one of a bustling, traditional marketplace.

Cities are the
future.

75%

2050

100 Resilient Cities Network

100RC selected its first group of 31 cities in December 2013, and announced the final 37 cities of our cohort in May 2016.

Our 100 member cities span 49 countries and 27 languages.



- ROUND ONE CITIES
- ROUND TWO CITIES
- ROUND THREE CITIES



PIONEERED BY THE
ROCKEFELLER FOUNDATION

100



RESILIENT CITIES

100 Resilient Cities defines Resilience as the capacity of individuals, communities, institutions, businesses and systems within a city to survive, adapt and grow no matter what kinds of chronic stresses or acute shocks they encounter.

Partnering with cities for a better today and a stronger tomorrow.

CHIEF RESILIENCE OFFICER

RESILIENCE STRATEGY

GLOBAL NETWORK

GLOBAL PARTNERSHIPS





Global Partnerships









Global

Network

NORTH AMERICAN RESILIENCE STRATEGIES



- These 10 strategies have:
 - Led to **547** concrete, actionable initiatives
 - Catalyzed over **\$450M** in non-city investment (federal, private, philanthropic)
 - Engaged **487** community groups
 - Leveraged almost **\$8M** worth of services from 100RC partners (across entire NA portfolio)

100RC STRATEGY PROCESS



Fall **2016**

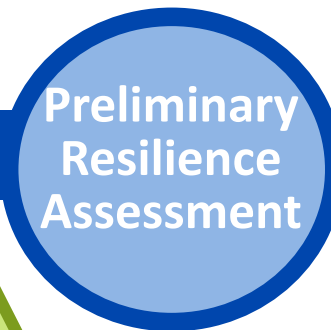


Phase I



*Stakeholder
engagement
& Shocks and
Stresses
Analysis*

Early **2018**




**We are
here**

Phase II



*Further
Engagement
& Action
Planning*

Fall **2018**






RESILIENT SEATTLE LEADS WITH RACE

In order to achieve resilience in Seattle for all individuals and communities, we must remove institutional barriers that unduly burden some communities more than others. We must focus on racial equity to become a truly Resilient Seattle.

RACIAL DISPARITIES IN SEATTLE TODAY

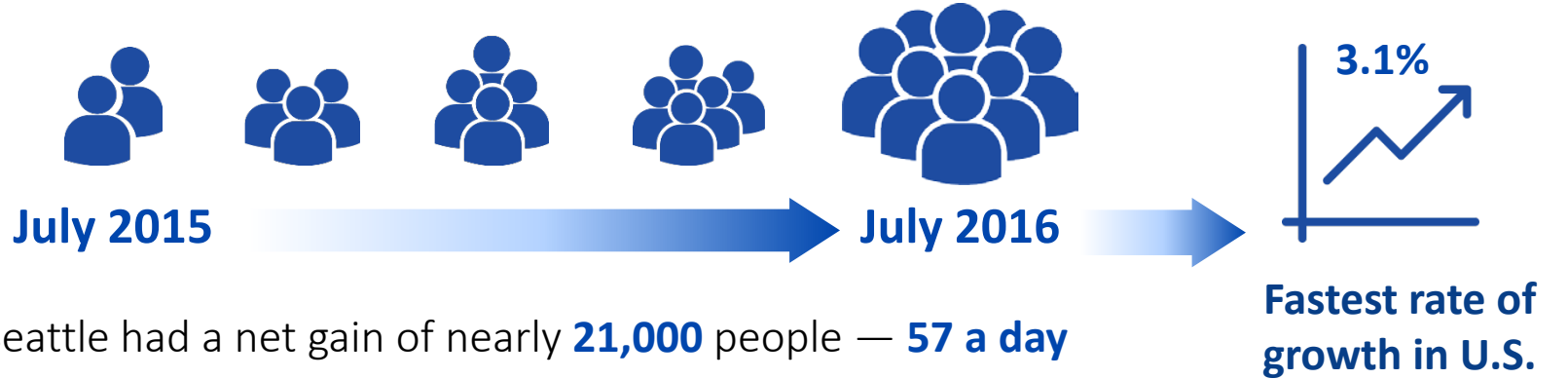


Nationally



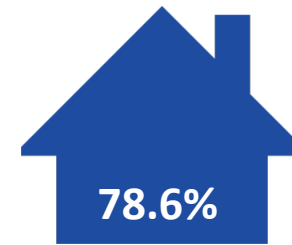
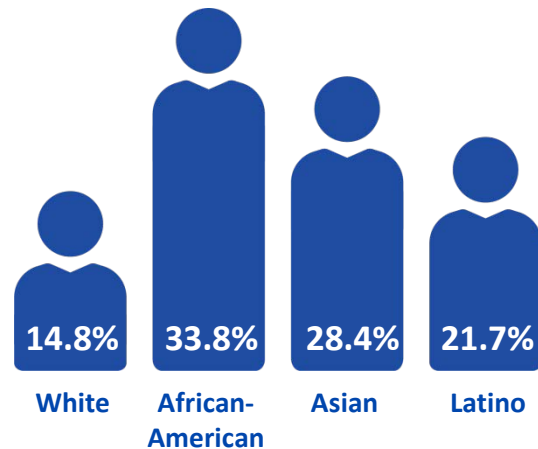
For every **\$100** earned by white families, black families earn **\$57.30**.

...And for every **\$100** in wealth held by white families, black families have **\$5.04**.



Seattle had a net gain of nearly **21,000** people — **57 a day**

Unemployment Rates



of African-American renters said that it was unlikely that they would be able to afford to live in Seattle in **5 years**

Compared to **65.4%** of White renters



Approximately
2100 people
participated in
a variety of
outreach
efforts

STAKEHOLDER ENGAGEMENT

- Perceptions Assessment (306)
 - Agenda Setting Workshop
 - Town Halls & Presentations
- One-on-One Interviews (59)
- Community Liaison Focus Group (5)
- Survey (1,740)
- Globalist Photo Project
- Advisory body for our strategy development
 - Environmental Justice Committee
- High-level city staff engagement
 - Resilient Breakfast team

Rainier Heritage Festival, October 2017
Photo Credit: Seattle Office of Sustainability and Environment

KEY SHOCKS

Acute shocks
are sudden
natural or
man made
events



Earthquakes

Deep earthquakes with a magnitude of 6.0 or greater occur about every **30 to 50 years**.



Flooding

The low-lying South Park is at risk of flooding from high tides on the Duwamish River.



Wildfire

2017 had **14 days** of dangerous air quality days in June-October vs **1 day** in 2016



KEY STRESSES



Homelessness

In the 2016 One Night Count, **4,505** homeless people were documented outside in Seattle and surrounding areas

This is an increase of **19%** from **2015**

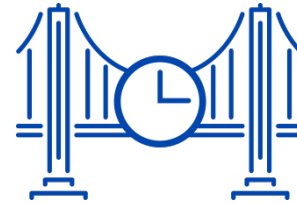


Climate Change

15 more days over **86°** per year by the **2050s**



and a **two foot** sea level rise by the **2060s**



Aging Infrastructure

20% (1,548) of bridges in WA are classified as functionally obsolete because they either cannot meet current traffic demands or do not meet current design standards



Income inequality

Seattle ranked **18th** for income inequality among the 50 largest U.S. cities in 2016

4th

highest income inequality gap rate increase from 2015 to 2016

Chronic stresses are ongoing natural or man-made issues

SEATTLE'S EXISTING PLANS AND INITIATIVES



316 Documents Reviewed


Duwamish River Clean-up Coalition founded -2001




Climate Action Plan -2013




Seattle Hazard Identification Vulnerability Assessment (SHIVA) - 2014



Environmental Equity Initiative- 2014



Equitable Development Initiative - 2016



New Mobility Playbook - 2017



Seawall Project - 2017



Racial & Social Justice Initiative- 2004



Seattle Comprehensive Plan - 2015



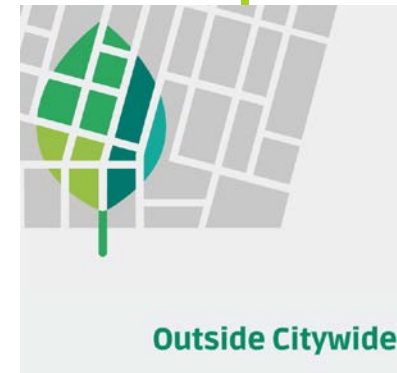
HOUSING AFFORDABILITY AND LIVABILITY AGENDA

HALA- 2015

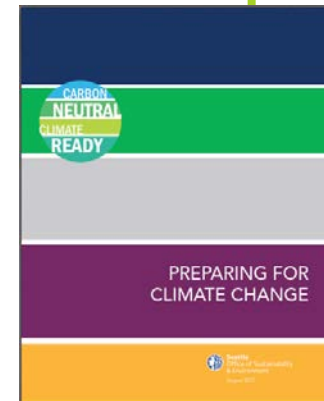


move | connect | experience

One Center City - 2016



Outside Citywide - 2017



Climate Preparedness Strategy - 2017

CITY RESILIENCE ACCOMPLISHMENTS AND GOALS



Mass Transit

Levy to Move Seattle introduced in 2015

ST3 passed by voters November 2016



Climate Change

We have decoupled growth from emissions.



Homelessness

Homelessness State of Emergency declared November 2015



Housing Affordability

Goal: Increase the housing supply to meet demand-goals of 50,000 new housing units by 2025-40% aimed to be affordable housing



Public Health

Heroin & Opioid Taskforce established March 2016



Equity

Equitable Development Initiative Goal: Seattle is a diverse city where all people are able to achieve their full potential regardless of race or means.

THESE TOP THEMES HAVE EMERGED





RESILIENT Seattle



100 RESILIENT CITIES

