



Seattle  
Public  
Utilities



# Progress Report to Council

Second Quarter, 2022

Implementing the 2021-2026  
Strategic Business Plan Update

September 12, 2022



# About SPU and the Strategic Business Plan

Seattle Public Utilities provides essential drinking water, drainage and wastewater, and solid waste services to more than 1.5 million people in the greater Seattle area. About 1,400 SPU employees work with our community to provide affordable and equitable stewardship of our water and waste resources for future generations.

**The 2021-2026 Strategic Business Plan** builds on our strengths, focuses our work, guides essential service delivery, and maximizes the benefit of every dollar. It reflects and responds to values consistently expressed by customers and community: affordability, sustainability, and equity.

The plan reflects guiding principles that are at the center of our work ethic: understanding and responding to customers and community, ensuring affordability and accountability, addressing risk and resilience, enhancing equity and empowerment, and delivering service and safety.



# Focus Area Progress

SPU has chosen to focus on the following areas and corresponding highlighted investments. These investments are representative examples of how SPU will advance the strategies described in the Strategic Business Plan. Investments result in tangible infrastructure, asset, asset repair, or service and require more significant investment.

The charts below display the performance of the total investments in each of the Strategic Business Plan focus areas and represent the percentage of investments hitting their targets. For Delivering Essential Services, the charts represent the total performance for the metrics in each of the three strategies: Strive for Best-in-Class, Provide Reliable and Rewarding Experiences, and Meet or Exceed Expectations, Requirements and Commitments.

## DELIVERING EQUITABLE ESSENTIAL SERVICES

Essential service delivery represents the day-to-day services our customers and community need to live healthy lives. Our staff work year-round to deliver reliable water, drainage and wastewater, solid waste services, and Clean City services.



## STEWARDED ENVIRONMENT AND PUBLIC HEALTH

Essential service delivery represents the day-to-day services our customers and community need to live healthy lives. Our staff work year-round to deliver reliable water, drainage and wastewater, solid waste services, and Clean City services.



## EMPOWERING OUR CUSTOMERS, COMMUNITY, AND EMPLOYEES

Improving access to utility services, partnering with community organizations to increase livability and local opportunity, and cultivating and promoting a more diverse and dynamic workforce.



## STRENGTHENING OUR UTILITY'S BUSINESS PRACTICES

The utility will examine its business practices and assess ways to improve service, be more efficient, and provide value. We will also use the best available science, data, and analysis to inform utility decision-making and performance.





Focus On

# DELIVERING EQUITABLE ESSENTIAL SERVICES

We are committed to supporting our community, customers, and employees in building an equitable, sustainable, and just future.

BEST IN CLASS

5.9%

Distribution  
System Leakage

Annual Target: ≤10%

-738

Utility Discount  
Programs

Target: Meet the Need

.86 lbs.

Residential Garbage\*\*

Annual Target: <1lb./pers/day

100%

Clean City Collection

Annual Target: ≥95%

1.79

Sewer Overflows

Target: ≤4 per 100 miles





FOCUS ON: Delivering Equitable Essential Services

RELIABLE AND REWARDING EXPERIENCES

97%

**Water & DWW response\***  
Target: ≥ 90%

88%

**Customer call response**  
Target: ≥ 80% in 3 mins

93%

**Customer satisfaction**  
Target: ≥ 90%

0.8

**Missed waste pick-up**  
Target: ≤1 per 1000 stops

EXPECTATIONS, REQUIREMENTS, & COMMITMENTS

63%

**CSO Outfalls**  
Annual Target: ≥ 62%

2.27 lbs.

**Garbage, Recycle, Organics\*\***  
Target: < 2.5 lbs./person/day

79%

**Customer Effort**  
Target: ≥ 80%

26%

**WMBE Purchasing**  
Target: ≥ 17%

14%

**WMBE consultants**  
Target: ≥ 22%

Met

**Drinking Water Quality**  
Target: Regulation met

Met

**NPDES\*\*\***  
Target: Requirements met

■ = Meeting Target

■ = Monitor

\* More details about the performance of these service areas below

\*\*Metrics for Residential Garbage and Garbage, Recycle, Organics reporting is annual, and there is a lag in obtaining the data. Current annual metric available is from Oct 2021.

\*\*\* National Pollution Discharge Elimination System permits requirements for Seattle's Drainage and Wastewater systems





## FOCUS ON: Delivering Equitable Essential Services



**Drinking Water Quality:** Drinking Water Quality performance is measured as part of the Strategic Business Plan's *Essential Service Metrics* focus area. The goal for each quarter is to meet the WA Department of Health's drinking water quality regulations. SPU has consistently met this target for each quarter of the 2021 – 2026 SBP Performance reporting.



**Solid Waste:** Solid Waste Services are highlighted in the Strategic Business Plan as part of the *Providing Reliable and Rewarding experiences* where SPU's target for missed collection is to have less than 1 missed waste pick-up per 1,000 service stops, ensuring garbage, recycling, and organics are collected consistently each week. In the 2<sup>nd</sup> quarter, SPU exceeded the target with an average of 0.8 missed collections per 1,000 stops.



**Utility Discount Program:** At the end of Q2 2022, the UDP had a total enrollment of 35,305 households. This is approximately 39% of the households that may qualify for the UDP. In 2022, the goal for program enrollment is to meet the need of the customer as we begin the return to business as usual. The negative net enrollment number reflects the continued work by HSD to confirm with customers whether they still need or are eligible to receive utility discounts. Many of the customers who originally enrolled after March 2020 no longer live in the service territory, need assistance, or respond to our efforts to confirm.



**WMBE:** WMBE purchasing and consultant contracts for work are part of the Essential Service Metrics strategy to *Meet or exceed expectations, requirements, and commitments*. The performance targets for purchasing and consultant work can vary by year and are determined annually by the Mayor's Office. SPU consistently exceeds the target of greater than 19% for WMBE purchasing. The WMBE contract performance has not met its target due to impacts on WMBE contractors during COVID. To increase contracting, SPU provides several support opportunities for WMBE consultants to do business with the department, including training and outreach.



## Focus On

# STEWARDING ENVIRONMENT AND HEALTH

## SHIP CANAL WATER QUALITY PROJECT Status: Minor Delay

**Description:** The Ship Canal Water Quality Project (SCWQP) will improve regional water quality by keeping more than 75 million gallons of polluted stormwater and sewage from flowing into the Lake Washington Ship Canal, Salmon Bay, and Lake Union on average each year. The project is under a federal consent decree and must be operational by the end of 2025.

### Annual Target:

- Final Design package for the pump station and Ballard conveyance project
- Complete 8 ft. dia. tunnel
- Dig 2.7-mile long, 18-ft 10-in diameter storage tunnel

The Final Design package for the Pump Station and Ballard Conveyance achieved its 2<sup>nd</sup> Quarter target. Completion of tunneling for the storage tunnel has slipped about three months due to an overly ambitious schedule from the contractor, weather delays, the City's Vaccine Mandate, and the occurrence of an exceptionally large boulder that was encountered during tunneling in April 2022. We are evaluating the impact of these issues with the contractor.





## FOCUS ON: Stewarding Environment and Health

### GREEN STORMWATER INFRASTRUCTURE

Status: On Track

**Description:** SPU will lead programs, policies, and partnerships to expand the use of green infrastructure, decreasing polluted runoff entering Seattle's waterways while providing substantial environmental and community benefits. Implementation focus areas include GSI projects in the Longfellow, Piper's, and Thornton Creek watersheds, as well as urban villages.



Venema – Constructed in 2015

#### Annual Target:

- Leverage DWW Capital project investments to grow knowledge and delivery of expanded community benefits (environment, health, equity, empowerment, customer experience)
- Support projects led by external partners to add GSI beyond stormwater management requirements
- Manage an average volume of 490 million gallons (MG) of runoff with GSI

The RainWise program, for which over 50,000 properties in Seattle are eligible, continues to adaptively manage program elements to facilitate private parcel owners being part of the solution to addressing the negative impacts of polluted stormwater. Recent improvements include working with local suppliers to offer new cistern models to address supply chain shortages and decrease reliance on shipping cisterns from out of state, improving the user interface, and simplifying the rebate calculator. RainCity performance-based program contract is in development and is on track to launch in Q4 2022.

In the second quarter the Natural Drainage System (NDS) Partnering program, which will deliver treatment of 44.4 acres of effective impervious area in the Longfellow, Pipers, and Thornton Creek basins, shared design progress with the community for South Thornton NDS (90% design), sent out a community survey in North Thornton NDS (site selection/ 10% design) and received over 500 responses, and initiated construction of Longfellow NDS.

#### Capitol Hill Water Quality Project “Swale on Yale”

Constructed in  
2014 and 2019

#### Project Highlights:

- Partnership with developer
- Regional facility in urban ROW
- Built to be monitored





## Focus On

# EMPOWERING OUR CUSTOMERS, COMMUNITY, AND EMPLOYEES

## SIDE SEWER ASSISTANCE PILOT AND IMPLEMENTATION

Status: On track

**Description:** Identify and test program approaches that are of value to customers that help reduce the costs of owning and maintaining side sewers.

### Annual Target:

- Enroll eligible low-income customers in the Phase I Loan Program to receive funding for repairs
- Phase II (Incentives) program development and implementation

In the second quarter, the Side Sewer Assistance Pilot continued to stay on track with efforts to enroll eligible low-income customers in the Phase I Loan Program to receive funding for repairs. This quarter, three Community Connections organizations committed to 2022 scopes of work for community outreach. There was continued outreach to encourage program enrollment for Phase I (loans). There was outreach to local vendors for assistance with spreading information about program to customers in need of side sewer repair. At the end of Q2, there were three loan program participants in the midst of side sewer repair projects. Project completion is expected in Q3 2022.





## DWW RECREATIONAL VEHICLE (RV) MOBILE PUMP OUT PROGRAM

Status: Minor delay

**Description:** Increasing SPU's support services for the unsheltered through the provision of cost-effective sanitation and disposal service solutions for Seattle's unsheltered populations including trash, sharps, (i.e., used needle collection) and recreational vehicle services.

### Annual Target:

- Complete 1600 RV Wastewater Collections
- Create and maintain maps for RV Wastewater collection routes
- Add a 2021 addendum to 2020 Pilot program report
- Pilot a *Not at Home* improvement to service provision model
- Hire and train a 0.5 FTE to support the program
- Create standard operating procedures governing the program.

SPU second quarter milestones for collecting RV Wastewater were exceeded, with 487 collections. However, delays in hiring processes resulted in no new staffing in Q2 as expected. The lack of new staff is limiting the capacity to initiate projects related to development of standard operating procedures and piloting a *Not at Home* service model.

Additionally, RV Wastewater route mapping is an ongoing and time intensive process. Increased RV displacement due to RV Remediation cleaning activity and enforcement by SDOT Parking Enforcement has increased RV movement and the need for additional scouting and outreach. However, RV Outreach numbers have remained consistent across the year with 1179 in Q1 and 1243 in Q2 for a total of 2422 contacts in the first half of 2022. This also indicates that the RV population has remained stable or possibly increased slightly.

## SPU SUPPORT SERVICES FOR THE UNSHELTERED

Status: On Track

**Description:** Increasing SPU's support services for the unsheltered through the provision of cost-effective sanitation and disposal service solutions for Seattle's unsheltered populations including trash, sharps, (i.e., used needle collection) and recreational vehicle services.

### Annual Target:

- Conduct 60 RV remediations
- Conduct 90 RV geographical cleans
- Service 25 Unauthorized Homeless Encampment sites at any given time through the Encampment Trash program

In the second quarter SPU continued to surpass their targets. At the end of Q2 SPU had conducted 29 RV remediations, serviced 28 Unauthorized Homeless Encampment sites, and conducted 31 RV geographical cleans. The program is still on track to meet or exceed its annual targets for each of these efforts.





**FOCUS ON:** Empowering Our Customers,  
Community, and Employees

**WORKFORCE FACILITIES  
INVESTMENTS**

Status: On Track

**Description:** Foster a more equitable workplace, work culture, and better work opportunities by investing in our employees; and continue improvements to SPU workforce facilities to improve working conditions for frontline employees at South Operations Complex, North Operations Complex, Cedar Falls Phase 2, and at the Seattle Municipal Tower (SMT).

**Annual Targets:**

- Update Facilities Master Plan strategy
- Planning and design work for North Operations Complex (NOC)
- Planning and design work for South Operations Complex (SOC)
- Planning and design work for Cedar Falls Phase 2
- Planning and design work for SMT reconfiguration

In 2022, SPU will continue to work on updating the Facilities Master Plan strategy, along with continuing the planning and design work for the North and South Operations Complexes, Cedar Falls Phase 2, and SMT reconfiguration.

Second Quarter milestones were met. The Asset Management Assessment continued with work focused on building overall capacity for the project, including hiring a consultant to support the project and an intern. Planning and design work for the North Operations Complex convened. At the South Operations Center: Construction work in the vehicle gate is scheduled to start in Q3 2022. Also, it was decided not to merge the structural damage work with the hygiene project. Facilities will launch contract in Q2, 2023 and PDEB should launch design contract for the Hygiene project in Q3 2022.

Stage Gate 2 is being drafted, for Cedar Falls Phase 2, and work started with the consultant and FAS to develop cost estimates. Planning and design work for SMT reconfiguration continued with tours of the 48th floor concept space, and meetings to review space needs with Division Directors. These meetings will be completed in Q3.





## Focus On

# STRENGTHENING OUR UTILITY'S BUSINESS PRACTICES

How we manage utility business practices matters. Our customers expect their faucets to flow, toilets to flush, and garbage to be picked up. These services are delivered under increasingly complex and costly regulations and via aging infrastructure that must be resilient in the face of challenges such as earthquakes and climate change. At the same time, we must be attuned to what the community can afford. The utility will examine its business practices and assess ways to improve service, be more efficient, and provide value. We will also use the best available science, data, and analysis to inform utility decision making and performance.



## FOCUS ON: Strengthening Our Utility's Business Practices & Investments

### WATER ASSET MANAGEMENT AND OPPORTUNITY WORK

Status: On Track

**Description:** Take advantage of street openings, driven by transportation projects, by initiating water infrastructure projects to improve service; and replace failing infrastructure at reduced costs through shared pavement restoration, mobilization, and traffic control costs. This consists of three different investment projects: Water System Overall Asset Management, Hydrant and Valve Maintenance, and Water Asset Transportation Opportunity Projects.

#### Update for the Quarter

- **Water Asset Transportation Opportunity Projects:** In the second quarter, design progressed for Shoreline 145th Corridor, Shoreline 145th/I-5 Interchange, East Marginal Way, and Rapid Ride J Line projects. Madison Bus Rapid Transit was in construction. New projects included Shoreline 175th Corridor and Shoreline Hidden Lake Watermain Replacement.
- **Hydrant and Valve Maintenance:** In the second quarter, SPU continued to meet its targets for sustaining 99.9% of hydrants in service and for minor hydrant repairs. However, supply chain issues with our hydrant vendor have created a situation where we are unable to replace hydrants as efficiently due to a lack of access to materials. We had 92 hydrants reported as out of service and have returned 61 (66.3%) hydrants to service in Q2. The targeted goal is 95%. Critical valve inspection will continue with additional staff hiring later in 2022.
- **Water System Overall Management:** In Q2, the contract negotiations and consultant design services were completed for the Magnolia seismic upgrade, and the contract is in the process of being routed for approval and execution. The 2021 Cathodic Protection Package was advertised for bids in Q2, bids were received, and construction contract award is in progress. The Water Main Rehab program is on track in 2022. WM package 2 construction was substantially completed, with final construction completed in July 2022.

#### Annual Targets:

- Water Asset Transportation Opportunity Projects
  - Advance water asset transportation opportunity projects through various stages of planning, design, and construction.
  - Conduct opportunity and impact-driven interagency project assessments.
  - For identified projects, prepare scope and cost estimates for inclusion into interagency project
- Hydrant and Valve Maintenance
  - Sustain 99.9 percent of hydrants in service
  - 95% of newly reported out-of-service (OOS) hydrants returned to service on a quarterly basis
  - 1600 low priority (minor) hydrant work orders completed
  - 82 critical valve work orders completed in Q3 & Q4
- Water System Overall Asset Management:
  - Advance Water Main packages 2-7 through various stages of planning, design, and construction
  - Complete approximately 650 replacements per year of water service line replacements
  - Execute Design Services Contract and start design phase Water Tank Rehabilitation and Seismic Upgrades
  - Perform annual maintenance and testing of existing Cathodic Protection systems



## FOCUS ON: Strengthening Our Utility's Business Practices & Investments

### WATER SYSTEM SEISMIC RESILIENCE

Status: On Track

**Description:** Implement short-term measures, such as improving emergency preparedness and response planning, and adopting isolation and control strategies, that can be used to mitigate the effects of seismic damage until expensive long-term infrastructure improvements can be made.

#### Annual Target:

- Complete Options Analysis for Cedar River Pipelines in Renton Seismic Upgrade
- Complete Upgrade Options Identification and Seismic Vulnerability Assessments for Eastside and Riverton Reservoir Seismic Assessments
- Complete Transmission Pipeline Seismic Upgrade Plan

In the second quarter, the Cedar River Pipelines in Renton upgrade is on track with the CIP Committee approved options analysis. Additionally, the Transmission Pipeline Seismic Upgrade plan continued on track. The draft was revised twice and there was a meeting to finalize draft scheduled for last week in July.

The Eastside and Riverton Reservoirs assessment met with a slight delay in Q2. The consultant completed site visits and has started on seismic analyses. The consultant lead is dealing with a family emergency and was late with two of the intermediate deliverables. However, the consultant has been working with SPU to keep the overall project schedule on track.



Earthquake-resistant pipe installation in Pioneer Square



## FOCUS ON: Strengthening Our Utility's Business Practices & Investments

### DWW ASSET MANAGEMENT AND OPPORTUNITY WORK

Status: On Track

**Description:** Increase investment in the rehabilitation of sewer pipe, pump stations, combined sewer overflow outfalls, and force mains; as well as develop a renewal program for the City's drainage system to reduce asset and facility failures.

#### Annual Target:

- Expand Sewer Rehabilitation work
- Add two pipe assessors and one Drainage Program Manager
- Expand Drainage Rehabilitation work
- Wastewater Pump Stations, Force Mains (FM), and CSO Outfall Rehabilitation

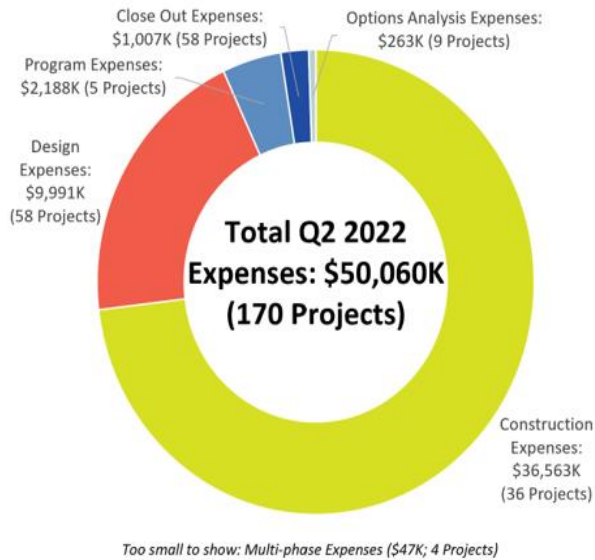
SPU continues to meet the quarterly goals. In Q2 they were successful in hiring a Drainage Rehab Program Manager to the team. Additionally, WW Pump Station 017 has completed construction and the facility is online.

There were 92 Sewer rehab crew work orders completed in the second quarter. This brings the total for the year to 173, putting SPU on track to meet its 2022 goal. SPU also completed 38 Drainage rehab crew work orders, for a total of 64 crew work orders so far in 2022. SPU continues to be on track to meet its targets for the year.





## YTD Q12022 PDEB CIP SPENDING



## KEY UPDATES

**Lake Forest Park Reservoir Covering:** Currently in construction. The contractor remobilized in May to complete the west cell cover. Cover is complete and reservoir has been filled. Final testing is being conducted.

**STS2 Solid Waste Facilities:** SPU is in the process of negotiating the consultant contract. A new design contract in place by Q4 2022.

**430 Pipeline Improvements:** Notice to Proceed was issued May 16, 2022. Valve installation work needed to take transmission main off-line is currently being performed. Substantial Completion anticipated in Q3 2023.

**Tolt Debris Boom:** The design consultant is responding to 90% SPU review comments and supporting SPU in procuring a prototype for the stainless-steel booms. Anticipated completion of 100% is Q4 2023.

**Tolt Early Warning System:** Design team began Construction for Phase 1 in Q2 2022 and will complete Commissioning in Q3 2022. Design team will complete Final Design for Phase 2 in Q3 2022, permits are pending. Phase 2 Construction Contract award and NTP is anticipated in Q1 2023

**Spokane St PS:** Design consultant delivered 90% submittal June 2022. Design consultant is currently revising the design documents and responding to comments. Advertisement will occur in Q1 or Q2 2023 and construction NTP is anticipated in Q3 2023.

**Madison Bus Rapid Transit Project:** SDOT project continued construction in Q2 2022. SPU work includes updating standard drainage and wastewater facilities and replacement of watermain along Madison St to improve the longevity of the water supply line. SPU work is currently progressing ahead of schedule but may slow down as contractor starts their focus on SDOT work.

**RapidRide J Line (formerly RapidRide Roosevelt):** The project is in 60% design. The SPU scope includes replacing approximately 8,700 LF of existing CILJ pipe with a combination of DIRJ and ERDIP. The team is working towards a solution that substantially meets seismic design standards and complies with Buy America.

**SR520 Portage Bay Bridge Phase:** The RFP for this WSDOT project is to replace the existing Portage Bay Bridge and build a landscape lid at Roanoke. In Q2, SPU worked with WSDOT in development of design criteria for a 42" watermain replacement and other work, and continued negotiation of agreements for the SPU work necessitated by the transportation project.

## KEY UPDATES (cont.)

**Shoreline 145th Corridor Project Phase 1 & Shoreline 145th/I-5 Interchange Project:** SPU continued the MOA negotiation with Shoreline through Q2 2022, but issues remain regarding cost responsibility. The Interchange Project's agreement negotiation faces a combination of jurisdiction and legal complications but is progressing. The utility design is put on hold on the Corridor Project and will begin when an executed MOA is in place.

**South Park Pump Station:** The project is currently in construction; anticipated completion in early 2023. The concrete strike and groundwater management risks have caused some delays.

**South Park Roadway and Drainage Improvement Project:** A partnership project with SDOT is currently in construction with an anticipated completion in mid-2023.

**Pearl Street DWW Improvements:** The project is in the final stages of construction and plans to be completed by the end of 2022. The concrete strike caused some delays.

**Longfellow Natural Drainage System:** Project is in construction with anticipated completion in mid-2023. The concrete strike and other construction risks have caused some delays.

**Airlift Pump Station 38 Conversion:** Project is currently in pre-construction. The contractor will begin soon.

**Broadview Drainage Improvements Project:** Construction is just getting underway; the contractor is mobilizing to the site.

## UPCOMING CONSTRUCTION BIDS AND CONSULTANT RFPs

### Construction Bids:

- PS 62, 63, and 71 Improvements Project
- Multiple sewer lining projects
- Tolt Early Warning System Phase 2 "Other Project Components" 4Q 2022

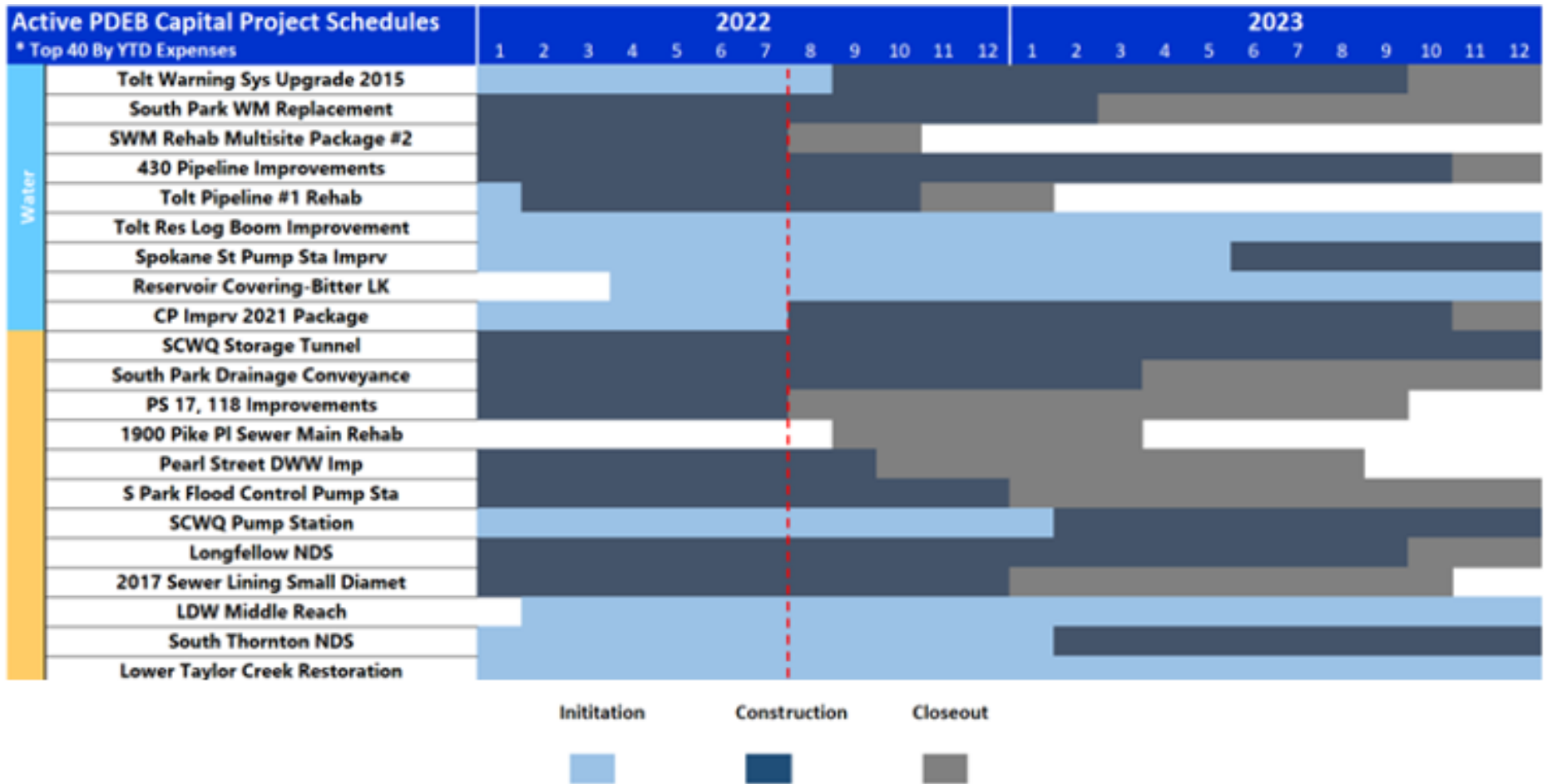
### Consultant RFPs:

- Rotational On-Call Contract, early 2023

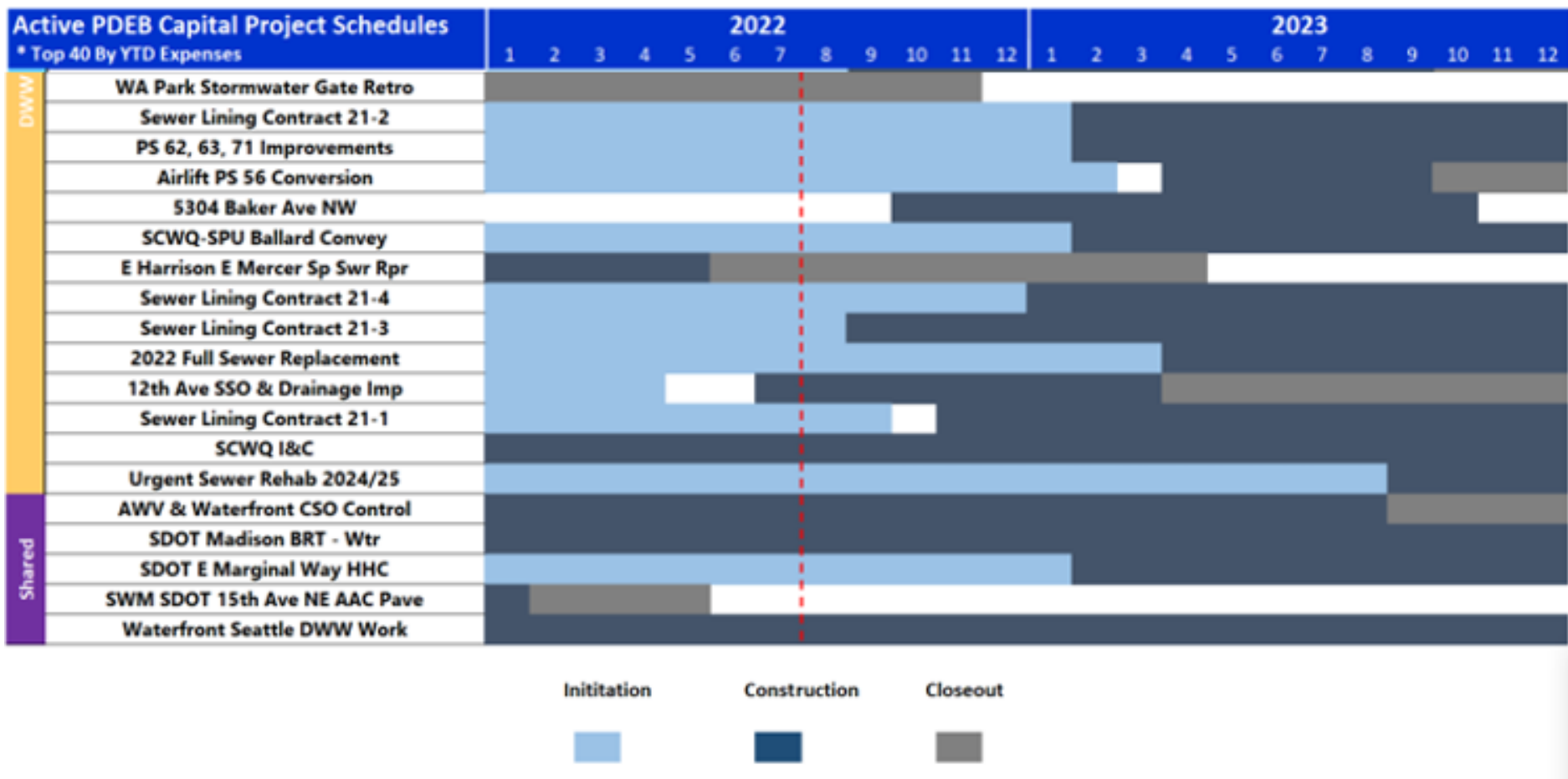




# PDEB 2021 – 2022 CAPITAL PROJECT SCHEDULE



PDEB 2021 – 2022 CAPITAL PROJECT SCHEDULE (Continued)






# Financial Performance Reporting

Financial performance reporting tracks the Utility's planned budget and consumption and revenue forecasts alongside operating and capital program expenditures, accomplishments, and received revenue for each utility fund – water, drainage and wastewater, and solid waste.

The SPU Finance Division and Accounting Division compare actual performance against the budget on a monthly and quarterly basis and update the Utility's financial projections accordingly to guarantee that the Utility stays within the approved and legislated budget. SPU also considers the accomplishment performance when developing longer-term financial projections that are included in the Strategic Business Plan and subsequent rate studies.

Over the next few years, SPU will work to supplement its financial performance reporting with a more robust affordability metric evaluation. This will guide policy work related to financial capability assessments for federal regulatory and consent decree requirements, federal funding advocacy initiatives, customer assistance programs, and utility rate setting. Current affordability metrics track customer delinquency, utility discount program enrollment, as well as emergency assistance program and payment plans usage. This is supplemented by Citywide statistics related to income, cost of living, income disparity, poverty indicators, and household self-sufficiency standards.



## CIP ACCOMPLISHMENT RATE

The second quarter 2022 CIP accomplishment rate for all funds was 53% with actual expenditures of \$79.2 million against a budgeted amount of \$150.2 million. Accomplishment was mixed by fund. Please note that the shared budget and technology budget are paid for using all funds at the Utility.

- The Water Fund (excluding shared and technology) accomplished 60% of the Q2 budget with \$14.8 million in actual expenditures against a budget of \$24.5 million.
- The Drainage and Wastewater Fund (excluding shared and technology) accomplished 53% of the Q2 budget with \$51.1 million in actual expenditures against a budget of \$96.7 million.
- The Solid Waste Fund (excluding shared and technology) accomplished 49% of the Q2 budget with \$545 thousand in actual expenditures against a budget of \$1.1 million.
- Shared CIP accomplished 42% of the Q2 budget with \$9.6 million in expenditures against a budget of \$22.9 million.
- Technology CIP accomplished 64% of the Q2 Budget with \$3.2 million in actual expenditures against a budget of \$5.0 million.



## WATER FUND Q2 2022 FINACIAL RESULTS

(\$ in millions)

	2022 Annual				2022 Through June			
	Annual Plan to Spend	Annual Spend to Date	Annual Remaining to Spend	% Annual Remaining to Spend	YTD Planned to Spend	YTD Spent	YTD Variance	% YTD Underspend
<b>Expenditures</b>								
Operating	\$285	\$114	\$171	60%	\$135	\$114	\$21	16%
Capital	\$94	\$22	\$72	77%	\$39	\$22	\$17	44%
<b>Total Expenditures</b>	<b>\$379</b>	<b>\$136</b>	<b>\$243</b>	<b>64%</b>	<b>\$174</b>	<b>\$136</b>	<b>\$38</b>	<b>22%</b>
	Annual Planned Revenu	Annual Received to Date	Annual Remaining to Receive	% Annual Remaining to Receive	YTD Planned Revenue	YTD Received	YTD Variance	% YTD Revenue Under Recovery
<b>Operating Revenue</b>								
Retail Customer Rev.	\$219	\$90	\$129	59%	\$95	\$90	\$5	5%
Wholesale Customer Rev.	\$55	\$20	\$35	64%	\$22	\$20	\$2	9%
Other Revenue	\$13	\$8	\$5	38%	\$7	\$8	(\$1)	(14%)
<b>Total Operating Revenue</b>	<b>\$287</b>	<b>\$118</b>	<b>\$169</b>	<b>59%</b>	<b>\$124</b>	<b>\$118</b>	<b>\$6</b>	<b>5%</b>

\*Negative number means over-spend in the case of expenses, and over-recovery in the case of revenue.

## DRAINAGE AND WASTEWATER FUND Q2 2022 FINANCIAL RESULTS

(\$ in millions)

	2022 Annual				2022 Through June			
	Annual Plan to Spend	Annual Spend to Date	Annual Remaining to Spend	% Annual Remaining to Spend	YTD Planned to Spend	YTD Spent	YTD Variance	% YTD Underspend
<b>Expenditures</b>								
Operating	\$461	\$202	\$259	56%	\$220	\$202	\$18	8%
Capital	\$214	\$55	\$159	74%	\$107	\$55	\$52	49%
<b>Total Expenditures</b>	<b>\$675</b>	<b>\$257</b>	<b>\$418</b>	<b>62%</b>	<b>\$327</b>	<b>\$257</b>	<b>\$70</b>	<b>21%</b>
	Annual Planned Revenue	Annual Received to Date	Annual Remaining to Receive	% Annual Remaining to Receive	YTD Planned Revenue	YTD Received	YTD Variance	% YTD Revenue Under Recovery
<b>Operating Revenue</b>								
Wastewater Revenue	\$348	\$158	\$190	55%	\$174	\$158	\$16	9%
Drainage Revenue	\$177	\$88	\$89	50%	\$89	\$88	\$1	1%
Other Revenue	\$6	\$3	\$3	50%	\$3	\$3	\$0	0%
<b>Total Operating Revenue</b>	<b>\$531</b>	<b>\$249</b>	<b>\$282</b>	<b>53%</b>	<b>\$266</b>	<b>\$249</b>	<b>\$17</b>	<b>6%</b>

\*Negative number means over-spend in the case of expenses, and over-recovery in the case of revenue.



## SOLID WASTE FUND Q2 2022 FINANCIAL RESULTS

(\$ in millions)

	2022 Annual				2022 Through June			
	Annual Plan to Spend	Annual Spend to Date	Annual Remaining to Spend	% Annual Remaining to Spend	YTD Planned Revenue	YTD Spent	YTD Variance	% YTD Underspend
<b>Expenditures</b>								
Operating	\$225	\$100	\$125	56%	\$114	\$100	\$14	12%
Capital	\$15	\$2	\$13	87%	\$4	\$2	\$2	50%
<b>Total Expenditures</b>	<b>\$240</b>	<b>\$102</b>	<b>\$138</b>	<b>58%</b>	<b>\$118</b>	<b>\$102</b>	<b>\$16</b>	<b>14%</b>
	Annual Planned Revenue	Annual Received to Date	Annual Remaining to Receive	% Annual Remaining to Receive	YTD Planned Revenue	YTD Received	YTD Variance	% YTD Revenue Under Recovery
<b>Operating Revenue</b>								
Residential Revenue	\$153	\$39	\$114	75%	\$80	\$79	\$1	1%
Commercial Revenue	\$64	\$16	\$48	75%	\$32	\$34	(\$2)	(5%)
Other Revenue	\$23	\$6	\$17	74%	\$13	\$13	(\$1)	(6%)
<b>Total Operating Revenue</b>	<b>\$240</b>	<b>\$61</b>	<b>\$179</b>	<b>75%</b>	<b>\$125</b>	<b>\$126</b>	<b>(\$1)</b>	<b>(1%)</b>

\*Negative number means over-spend in the case of expenses, and over-recovery in the case of revenue.