



2020 Annual Report Move Seattle Levy

4/6/2021

Seattle Department of Transportation



City of Seattle

Presentation Overview

- 2020 Highlights
- 2020 Challenges
- 2020 Financial Summary
- Upcoming Reports
- New Quarterly Reporting Format



2020 Levy project highlights

Many Levy achievements despite a very challenging year

- Lander St Bridge opened in October
- Rainier Ave Phase II Vision Zero project completed
- Built more than 25 blocks of new sidewalk

Seattle Department of Transportation

LEVY TO MOVE SEATTLE 2020 ANNUAL REPORT



Published: March 2021



2020 Levy project highlights

- The Northgate Pedestrian/Bike Bridge began to take shape
- Early construction started on the NE 125th St Neighborhood Street Fund (NSF) project and construction completed on Denny-Stewart-Yale Safety Enhancements NSF project
- 4th Ave protected bike lane completion, adding new connection to downtown and citywide bike network
- Record number of transit spot improvements (47 spot improvements)












NE 125th St NSF project




Northgate Bridge construction

Levy delivery in 2020 amidst unforeseen challenges

- 2020 spend and delivery plan established before the onset of the pandemic
- SDOT crews support delivery for about a third of Levy programs and while also on the front lines supporting COVID-19 response measures and implementing mitigations for the West Seattle Bridge emergency closure:
 - Stay Healthy Streets
 - Curbside pickup parking zones
 - Hospital employee parking
 - Free parking and elimination of 72-hour limit
 - Signal retiming
 - West Seattle Bridge traffic mitigation, pavement restoration, and detour signage
 - COVID-19 testing site traffic control

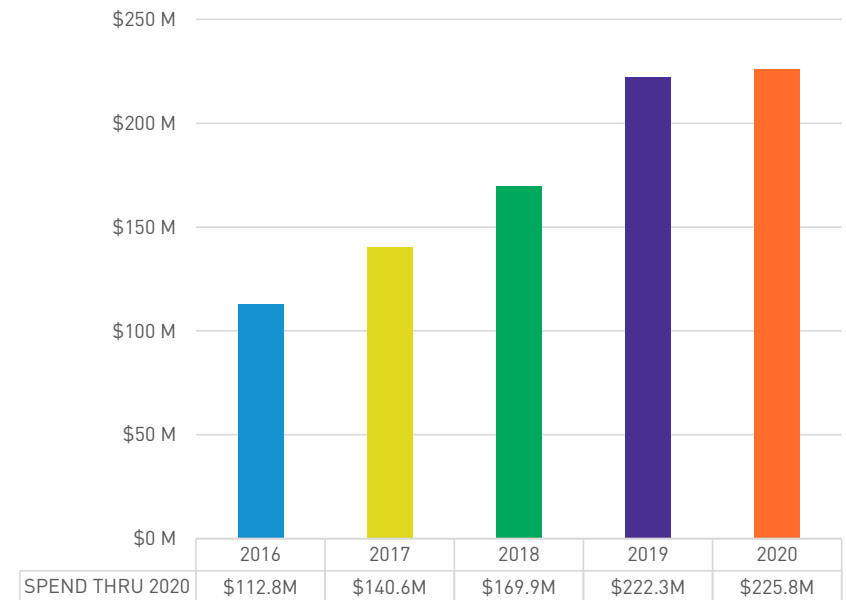
ID	LEVY DELIVERABLE	2016	2017	2018	2019	2020	2020 PLANNED	TOTAL TO DATE
Safe Routes								
1	 Vision Zero Corridors	4	3	3	6	3	 4	19
1	 Miles of speed limit signs replaced	n/a	n/a	n/a	n/a	265	 300	265
2	Safe Routes to School projects	16	31	41	29	16	 9-12	133
3	 Crosswalks Repainted	835	1,771	1,564	1,508	365	 1,500	6,043
3	 Arterial lane-miles repainted	568	566	566	566	323	 560	2,589

 As communicated in the Q3 report, competing demands of COVID-19 response and mitigation of the West Seattle Bridge closure had a Levy-wide impact in 2020. This icon denotes programs where these impacts were felt, alongside the icon indicating status towards the annual planned accomplishment.

2020 Levy finance summary

- Total spending (all funds): \$226M
- Leading expenditures from programs with substantial progress in 2020:
 - #9 Arterial Roadway Paving (Green Lake area projects and SW Avalon)
 - #14 Fairview Bridge Replacement
 - #18 Multimodal Improvements – Delridge RapidRide H Line
- Spend was \$77M less than plan
- Developed [COVID-19 Levy Impact Assessment](#) to address the financial impacts of COVID-19 revenue impacts on Levy portfolio

Annual Levy spending, 2016 through 2020



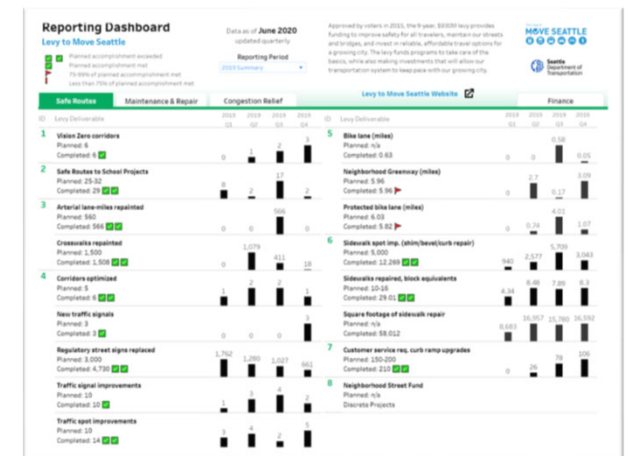

Looking ahead

- [2021 Levy delivery plan](#) accounts for delayed 2020 work carrying forward into 2021
- 2021's spend plan of \$214-268M reflects carryforward projects
- Upcoming Levy updates to LOC
 - Portfolio Status Update
 - 9-year spend plan
 - Grants and leverage update



Modernizing Levy reporting

- Opportunity to modernize report format through user-friendly and interactive dashboard, creating one single source to track levy progress
- Will continue regular progress reporting schedule (March 30, April 30, July 30, October 30) and continue reporting the same finance and delivery information
- Dashboard to launch with Q1 2021 progress update on April 30



Thank you!

www.seattle.gov/transportation/MoveSeattle

