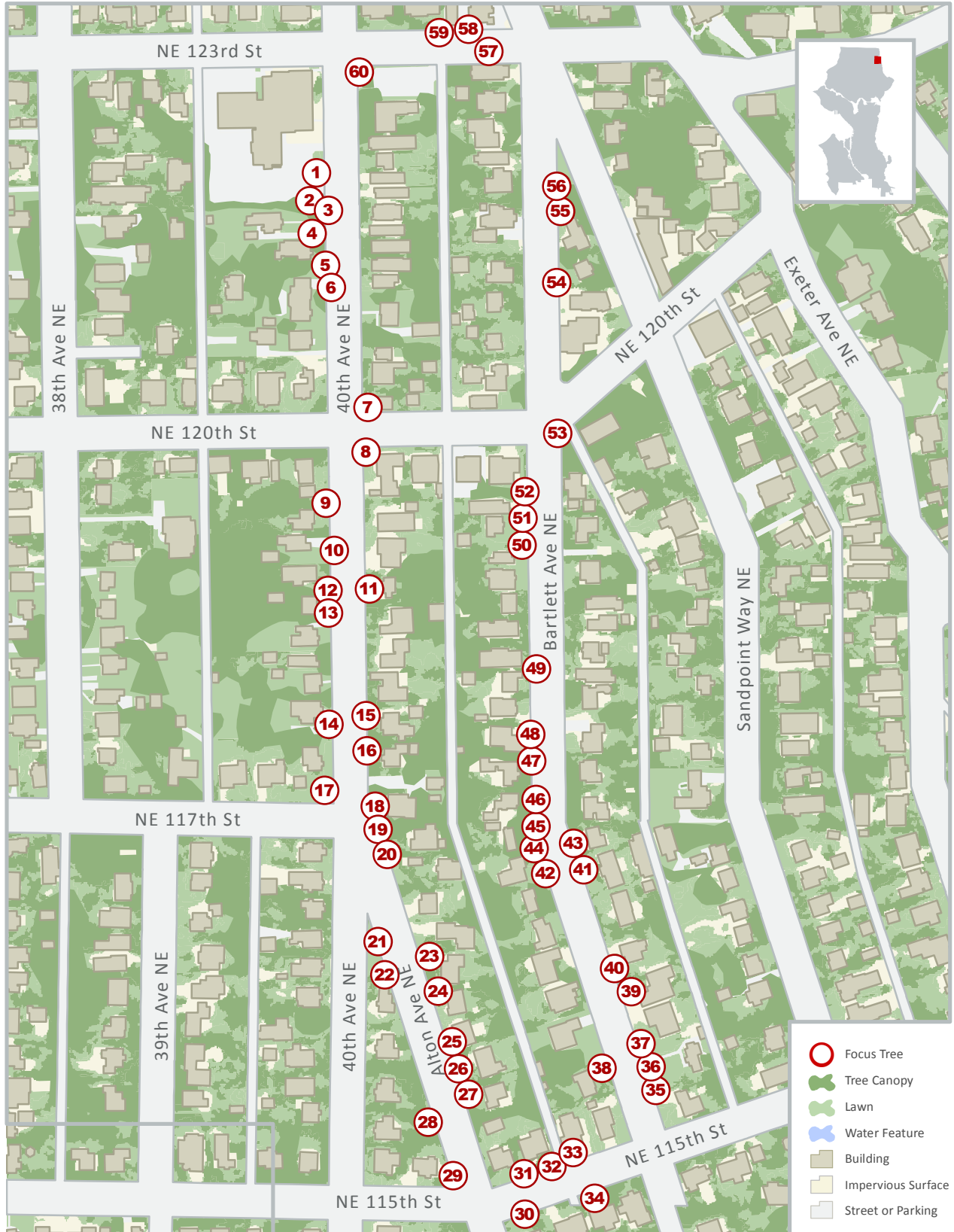


NE SEATTLE TREE WALK



Trees for Seattle, a program of the City of Seattle, is dedicated to growing and maintaining healthy, awe-inspiring trees in Seattle. Trees build strong communities by:

- Making our streets friendlier places to walk and bike
- Soaking up rainwater to keep our streams, lakes, and Puget Sound clean
- Calming traffic, helping to avoid accidents
- Cleaning our air, making it easier to breathe
- And much more!

Seattle's urban forest depends on you! 2/3 of Seattle's trees are planted around homes and maintained by residents. Without those trees, Seattle would be a sad place. Working together, we can have an urban forest that is healthy and growing.

You can get involved in many ways:

Attend a Tree Walk: We host free monthly tours of the unique and beautiful trees in neighborhoods across Seattle. Self-guided versions are also available on our website.

Volunteer: Our volunteers lead Tree Walks with friends and neighbors and participate in fun events like Tree Stewardship work parties to help keep trees healthy and thriving. You can commit for an hour or a lifetime. Everyone is welcome.

Plant a Tree: Our Trees for Neighborhoods project supports Seattle residents in planting trees around their homes by providing support, free trees, and workshops.

For more information on our work and how you can get involved:

Visit: www.Seattle.gov/trees




Call: 206-615-1668




Email: treeambassador@seattle.gov





Follow Trees for Seattle on Facebook




Northeast Seattle Tree Walk





In Celebration of Trees





Tree Number & Common name <i>Botanical name</i> Address	Tree Descriptions Notes	Photos
<p>1. Weeping Alaska Cedar <i>Chamaecyparis nootkatensis</i> '<i>Glauca Pendula</i>' 12041 40th Ave NE</p>	<p>Weeping Alaska Cedar is an evergreen tree up to 150 feet tall, commonly with pendulous branches. It is native to the west coast of North America, from the Kenai Peninsula in Alaska, south to the Klamath Mountains in northernmost California. The Washington Champion is in the Olympic National Park and has a height of 126 ft and circumference of 451 inches.</p>	 <p>1. Weeping Alaska Cedar 12041 NE 123rd St</p>
<p>2. Monkey Puzzle <i>Araucaria araucana</i> 12031 40th Ave NE</p>	<p>Monkey Puzzle is an evergreen tree growing to 130 ft tall with a 7 ft trunk diameter. The tree is the national tree of Chile and is native to central and southern Chile, western Argentina, and southern Brazil. <i>Araucaria araucana</i> is the hardest species in the conifer genus <i>Araucaria</i>. Because of the species' great age it is sometimes described as a living fossil.</p>	 <p>2. Monkey Puzzle Tree 12031 40th Ave NE</p>
<p>3. Arborvitae <i>Thuja occidentalis</i> 12031 40th Ave NE</p>	<p>Arborvitae, "Trees of Life", have dense evergreen foliage, and make a great wind and visual screen for home gardens. This genus is comprised of only five species: two are native to North America, and three to eastern Asia. Some members of this genus can live for centuries and are symbols of strength. Arborvitae (Thuja, pronounced Thu---ya) are sometimes called cedars. However, arborvitae are in the Cypress Family (Cupressaceae) while true cedars are in the Pine Family (Pinaceae).</p>	 <p>3. Arborvitae 12031 40th Ave NE</p>




<p>4. European White Birch <i>Betula pendula</i> 12027 4th Ave NE</p>	<p>European White Birch is a medium-sized deciduous tree, typically reaching 50–80 ft tall, with a slender trunk usually less than 16 inches in diameter, and a crown of arched branches with drooping branches. The bark is white, often with black diamond-shaped marks or larger patches, particularly at the base. The leaves are 1–3 inches long, triangular with a broad base and pointed tip, and coarsely double-toothed serrated margins.</p>	 <p>4. European White Birch 12027 4th Ave NE</p>
<p>5. Pink Dogwood <i>Cornus florida</i> 12015 40th Ave NE</p>	<p>Various species of <i>Cornus</i>, particularly the flowering dogwood (<i>Cornus florida</i>), are ubiquitous in American gardens and landscaping. When flowering, they are of rare elegance and beauty. Dogwoods have simple, untoothed leaves with the veins curving distinctively as they approach the leaf margins. Most dogwood species have opposite leaves. Cutting Boards and other fine turnings can be made from this fine grained and beautiful wood.</p>	 <p>5. Dogwood 12015 40th Ave NE</p>
<p>6. Common Hawthorn <i>Crataegus monogyna</i> 12015 40th Ave NE</p>	<p><i>Crataegus monogyna</i>, known as common hawthorn, is a species of hawthorn native to Europe, northwest Africa and western Asia. The Common Hawthorn is a shrub or small tree 15–45 ft tall, with a dense crown. The bark is dull brown with vertical orange cracks. The younger stems bear sharp thorns, ½ to ¾ inches long. The leaves are 1–1½ inches long, obovate and deeply lobed, sometimes almost to the midrib.</p>	 <p>6. Hawthorne 12015 40th Ave NE</p>





<p>7. Western Red Cedar <i>Thuja plicata</i> 12002 40th Ave NE</p>	<p>Western Red Cedar is a large to very large tree, ranging up to 210–230 ft tall and 10–13 ft in trunk diameter. Trees growing in the open may have a crown that reaches the ground, whereas trees densely spaced together will only exhibit a crown at the top, where light can reach the leaves. It is long-lived, with the oldest verified being 1,460 years. The Washington Champion is in Olympic National Park and is 159 ft tall with a circumference of 761 inches.</p>	 <p>7. Western Red Cedar 12002 40th Ave NE</p>
<p>8. Maritime Pine <i>Pinus pinaster</i> 4007 NE 120th St</p>	<p>Maritime Pine is native to the western and southwestern Mediterranean region. It is a medium-sized tree, reaching 65–110 ft tall and with a trunk diameter of up to 4 ft. The Maritime Pine features the longest and most robust needles of all European pine species. The needles are in pairs up to 10 inches long and bluish-green to distinctly yellowish-green. The cones are 4–8 inches long, green at first, ripening glossy red-brown when 24 months old.</p>	 <p>8. Maritime Pine 4007 NE 120th St</p>
<p>9. Japanese Angelica Tree <i>Aralia elata</i> 11755 40th Ave NE</p>	<p>Japanese Angelica tree is an upright deciduous small tree or shrub growing up to 20 ft in height, native to eastern Russia, China, Korea and Japan. The plant is sometimes cultivated for its exotic appearance. The bark is rough and gray with prickles. The leaves are alternate, large, 24–48 inches long, and double pinnate.</p>	 <p>9. Japanese Angelica Tree 11755 40th Ave NE</p>
<p>10. Western White Pine <i>Pinus monticola</i> 11741 40th Ave NE</p>	<p>Western White Pine is a species of pine that occurs in the mountains of the western United States and Canada. It is a large tree, growing to 100–160 ft and exceptionally up to 225 ft. The needles are in fascicles of five, finely serrated and 2–5 inches long. The cones are 5–12 inches long. The US Forest Service estimates that 90% of the</p>	 <p>10. Western White Pine 11741 40th Ave NE</p>







	<p>Western White Pines west of the Cascades have been killed by the blister rust, a fungus that was accidentally introduced from Europe in 1909.</p>	
<p>11. Big Leaf Maple <i>Acer macrophyllum</i> 11738 40th Ave NE</p>	<p>Bigleaf Maple is a large deciduous tree in the genus <i>Acer</i>. It can grow up to 115 ft tall, but more commonly reaches 50---65 ft tall. It is native to western North America, mostly near the Pacific coast, from southern Alaska to southern California. It has the largest leaves of any maple, typically 6---12 inches across, with five deeply incised palmate lobes. The current national champion Bigleaf Maple is located in Marion, Oregon. It is 88 ft tall, has a diameter of 8 ft and a crown spread of 104 ft.</p>	 <p>11. Big Leaf Maple 11738 40th Ave NE</p>
<p>12. English Yew <i>Taxus baccata</i> 11739 40th Ave NE</p>	<p>English Yew is a conifer native to Europe, northwest Africa, northern Iran and southwest Asia. Most parts of the tree are toxic, except the bright red aril surrounding the seed. It is relatively slow growing and can be very long---lived. In Great Britain and Normandy there are many yews dating back around the year 1000. The Fortingall Yew in Scotland is commonly believed to be the oldest one, with an estimated age between 2000 and 4000 years old.</p>	 <p>12. English Yew 11739 40th Ave NE</p>
<p>13. Empress Tree <i>Paulownia tomentosa</i> 11737 40th Ave NE</p>	<p>Empress Tree is a deciduous tree, native to central and western China, but invasive in the US. It grows to 30---80 ft tall, with large heart---shaped to five---lobed leaves 6---16 inches across, arranged in opposite pairs on the stem. In China, an old custom is to plant an Empress Tree when a baby girl is born. The fast---growing tree matures when she does. When she is eligible for marriage the tree is cut down and carved into articles for her dowry.</p>	 <p>13. Empress Tree 11737 40th Ave NE</p>





<p>14. Weeping Cherry <i>Prunus subhirtella</i> 11705 40th Ave NE</p>	<p>Weeping Cherry trees are beautiful to behold, with their long slender branches drooping down, sometimes to the ground. Many weeping cherry trees have brightly colored pink flowers that look spectacular in the springtime. Some will produce so many flowers that the entire tree will appear as one giant bloom.</p>	 <p>14. Weeping Cherry 11705 40th Ave NE</p>
<p>15. Mountain Hemlock <i>Tsuga mertensiana</i> 11706 40th Ave NE</p>	<p>Mountain Hemlock is a species of hemlock native to the west coast of North America. It is a large evergreen coniferous tree growing to 60---120 ft tall. The Washington Champion is in Olympic National Park and is 152 ft high, with a diameter of 6 ft and a spread of 41 ft. The crown is a slender conic shape in young trees with a tilted or drooping lead shoot.</p>	 <p>15. Mountain Hemlock 11706 40th Ave NE</p>
<p>16. Arizona Cypress <i>Cupressus arizonica</i> 11704 40th Ave NE</p>	<p>Arizona Cypress is native to the southwest of North America. It grows to heights of 30---80 ft and its trunk diameter reaches 19 inches. The foliage grows in dense sprays, varying from dull gray---green to bright glaucous blue---green in color. The leaves are scale---like and produced on rounded, not flattened, shoots. The cones remain closed for many years, only opening after the parent tree is killed in a wildfire, thereby allowing the seed to colonize the bare ground exposed by the fire.</p>	 <p>16. Arizona Cypress 11704 40th Ave NE</p>
<p>17. Pacific Madrone <i>Arbutus menziesii</i> 11701 40th Ave NE</p>	<p>Pacific Madrone is native to the west coast of North America, from British Columbia to California. It has a rich orange---red bark that when mature naturally peels away in thin sheets, leaving a greenish, silvery appearance that has a satin sheen and smoothness. In spring it bears sprays of small bell---like flowers, and in autumn, red berries. It is common to see madrones of about 30---80 ft. The evergreen leaves are thick with a waxy texture, lasting a few years before detaching.</p>	 <p>17. Pacific Madrone 11701 40th Ave NE</p>











<p>18. Colorado Blue Spruce <i>Picea pungens</i> 11700 40th Ave NE</p>	<p>Colorado Blue Spruce is a medium---sized coniferous evergreen tree growing 80---100 ft tall with a trunk diameter of up to 5 ft. The crown is conic in young trees, becoming cylindrical in older trees. The leaves are a dull gray---green to bright glaucous blue, needle---like, with a tip that is viciously sharp.</p>	
<p>19. Sawara Falsecypress <i>Chamaecyparis pisifera 'Filifera'</i> 11564 40th Ave NE</p>	<p>Sawara Falsecypress grows slowly to about 30 feet in height and 20 feet wide at the base of the tree, and has thin, horizontal to pendulous branches of a very fine texture which form a dense, broad pyramid. The very attractive, reddish---brown, smooth, peeling bark is complemented nicely by the medium green foliage. This tree is quite popular in oriental and rock gardens, but can grow to be quite wide, so allow plenty of room for best form and development.</p>	
<p>20. Hazelnut <i>Corylus avellana</i> 11560 40th Ave NE</p>	<p>Hazels (<i>Corylus</i>) are a genus of deciduous trees and large shrubs native to the temperate Northern Hemisphere. They have simple, rounded leaves with double---serrate margins. The seeds are nuts 0.5---1 inch long and 0.5---1 inch in diameter, surrounded by an husk which encloses the nut. While the nuts of all hazels are edible, the common hazel is the species most extensively grown for its nuts, followed in importance by the filbert.</p>	
<p>21. Scots Pine <i>Pinus sylvestris</i> 11524 40th Ave NE</p>	<p>Scots Pine is a species of pine native to Europe and Asia, ranging from Scotland, Ireland and Portugal in the west, east to Siberia. It is identified by its combination of fairly short, blue---green needles, 1---2 inches in length, produced in a fascicle of two, and orange---red bark. Scots pine is an evergreen</p>	









	<p>coniferous tree growing up to 115 feet in height. The oldest recorded specimens are in Sweden and Norway at over 700 years in age.</p>	
<p>22. Grand Fir <i>Abies grandis</i> 11524 40th Ave NE</p>	<p>Grand Fir is native to the Pacific Northwest and Northern California, occurring at altitudes of sea level to 6,000 ft. It is a major constituent of the Grand Fir/Douglas Fir Ecoregion of the Cascade Range. The tree typically grows from 130--230 ft. tall. There are two varieties, the taller Coast Grand Fir, found west of the Cascade Mountains, and the shorter Interior Grand Fir, found east of the Cascades.</p>	 <p>22. Grand Fir 11524 40th Ave NE</p>
<p>23. Purple Smoketree <i>Cotinus coggygria</i> 11540 Alton Ave NE</p>	<p>Purple smoketree gets its common name from the frothy, fluffy buff—pink summertime bloom clusters. It's a reliable performer in the garden, holding up well in hot, dry conditions once the plant is established. All parts of this tree are poisonous if ingested. Handling plant may cause skin irritation or allergic reaction. Plant has spines or sharp edges; use extreme caution when handling.</p>	 <p>23. Purple Smoketree 11540 Alton Ave NE</p>
<p>24. Ginkgo <i>Ginkgo biloba</i> 11532 Alton Ave NE</p>	<p>Ginkgos are large trees, normally reaching a height of 65–115 feet. The tree has an angular crown and long, somewhat erratic branches, and is usually deep rooted and resistant to wind and snow damage. Native to China, the tree was widely cultivated and introduced early in human history, and has various uses as a food and in traditional medicine. During autumn, the leaves turn a bright yellow, then fall, sometimes within a short space of time (1–15 days).</p>	 <p>24. Ginkgo 11532 Alton Ave NE</p>











<p>25. Deodar Cedar <i>Cedrus deodora</i> 11526 Alton Ave NE</p>	<p>Deodar Cedar is a species of cedar native to the western Himalayas. It is a large evergreen coniferous tree reaching 130---165 feet tall, with a diameter up to 10 feet. It has a conic crown with level branches and drooping branchlets. The needles are 1---2 inches long, borne singly on long shoots and in dense clusters of 20---30 on short shoots. The female cones are barrel---shaped, 2---5 inches long and 2---4 inches broad, and disintegrate when mature to release the winged seeds.</p>	 <p>25. Deodar Cedar 11526 Alton Ave NE</p>
<p>26. Variegated Boxelder <i>Acer negundo</i> 'Variegatum' 11522 Alton Ave NE</p>	<p>The Boxelder is a species of maple native to North America. It is a small, usually fast---growing and fairly short---lived tree that grows up to 30---80 feet tall, with a trunk diameter of 12---20 inches. Unlike most other maples (which usually have simple, palmately lobed leaves), <i>Acer negundo</i> has pinnately compound leaves that usually have three to seven leaflets. Variegated leaves are green with irregular white borders.</p>	 <p>26. Variegated Boxelder 11522 Alton Ave NE</p>
<p>27. Japanese Maple <i>Acer palmatum</i> 11516 Alton Ave NE</p>	<p>Japanese Maple is a species of woody plant native to Japan, Korea and China. Many different cultivars of this maple have been selected and they are grown worldwide for their attractive leaf shapes and colors. They are highly sought after and are relatively costly trees given their size. It is a deciduous shrub or small tree reaching heights of 20---30 feet, often growing as an understory plant in shady woodlands. In habit, it is often shaped like a hemisphere.</p>	 <p>27. Japanese Maple 11516 Alton Ave NE</p>
<p>28. Silver Maple <i>Acer saccharinum</i> 11514 Alton Ave NE</p>	<p>The Silver Maple is a species of maple native to eastern North America. It is one of the most common trees in the United States. It is a relatively fast---growing deciduous tree, commonly reaching heights of 50---80 feet. A 10---year---old sapling will stand about 25 ft tall. It is often found along waterways and in wetlands, leading to the colloquial name "water maple." On mature trunks, the bark is gray and</p>	 <p>28. Silver Maple 11514 Alton Ave NE</p>









	<p>shaggy. On branches and young trunks, the bark is smooth and silvery gray</p>		
<p>29. Douglas Fir <i>Pseudotsuga menziesii</i> 4010 NE 115th St</p>	<p>Douglas Firs were placed in the genus <i>Pseudotsuga</i> (meaning “false hemlock”) in 1867. The common name Douglas fir honors David Douglas, the Scottish botanist who first introduced it into cultivation at Scone Palace in 1827. Coast Douglas firs have attained heights of 390 feet, the tallest yet documented. Quinault Rain Forest on the Olympic Peninsula hosts most of the top ten known largest Douglas firs</p>		
<p>30. Weeping Atlas Cedar <i>Cedrus atlantica ‘Glauca Pendula’</i> 4015 NE 115th St</p>	<p>Weeping Atlas Cedar is a conical evergreen known for its graceful flowing nature and beautiful silvery blue---green needles. Generally, the trunk of a Weeping Atlas Cedar can be trained as a spiral, grown horizontally or in a more upright form. Depending on the structure of the tree it can reach a height of 10---15 feet and a width of 8---10 feet across and would be difficult to transplant once established.</p>		
<p>31. Paper Birch <i>Betula papyrifera</i> 4040 NE 115th St</p>	<p>The Paper Birch, also known as the American White Birch or Canoe Birch, is native to the northern US with an average height of 65’. It likes moist, sunny locations. Young trees have red/brown bark which begins to peel as the tree ages. Native Americans had many uses for the bark: canoes, housing, roofing, infant baskets; and it was burned to repel mosquitoes. Sap was used to make medicinal tea.</p>		









<p>32. European Hornbeam <i>Carpinus betulus</i> 4040 NE 115th St</p>	<p>The European Hornbeam, native to Europe and Western Asia, is a medium-size tree reaching heights of 50---80 feet and often has a fluted trunk. The bark is smooth and greenish---gray, even in old trees. The leaves are alternate, 1.5---3 inches long, with prominent veins giving a distinctive corrugated texture, and a serrated margin. Because it stands up well to cutting back and has dense foliage, it has been much used in landscape gardening, mainly as tall hedges and for topiary.</p>	 <p>32. European Hornbeam 4040 NE 115th St</p>
<p>33. Black Locust <i>Robinia pseudoacacia</i> 4048 NE 115th St</p>	<p>Native to SE US, the Black Locust grows fast (up to 80'), produces hard, durable wood, and tolerates pollution, but it prefers some space. White fragrant flowers on pendulous racemes appear May/June and the pollen makes a prized honey. Pairs of short thorns grow at the base of each leaf. Seed pods are shiny and flat and toxic. As with all leguminous plants the leaves fold in at night.</p>	 <p>33. Black Locust 4048 NE 115th St</p>
<p>34. Eastern White Pine <i>Pinus strobus</i> 4025 NE 115th St</p>	<p>The Eastern White Pine is the tallest tree in its native region, the Eastern United States. Needles are usually in clusters of 5. It can become nearly 200' tall with a diameter of over 4'. It has been known to live over 400 years. Mortality was 50---80% in the early 20th century due to pine blister, but when the intermediate hosts, gooseberries and wild currants, were eliminated, mortality rates dropped and remain at 3%. It grows faster and has bluer, longer needles than the Western species.</p>	 <p>34. Eastern White Pine 4025 NE 115th St</p>
<p>35. Apple <i>Malus</i> 11510 Bartlett Ave NE</p>	<p><i>Malus</i>, Apple, is a genus of about 30---35 species of small deciduous trees or shrubs in the family Rosaceae. Other studies go as far as 55 species including the domesticated orchard apple. The genus is native to the temperate zone of the Northern Hemisphere. Apple trees are typically 15---40 feet tall at maturity, with a dense twiggy crown. Apple trees are self---sterile, requiring cross pollination by insects to bear fruit.</p>	 <p>35. Apple 11510 Bartlett Ave NE</p>







<p>36. Pear <i>Pyrus</i> 11510 Bartlett Ave NE</p>	<p>The Pear is any of several tree and shrub species of genus <i>Pyrus</i>, in the family Rosaceae. It is also the name of the pomaceous fruit of these trees. Several species of pear are valued by humans for their edible fruit, while others are cultivated as ornamental trees.</p>	 <p>36. Pear 11510 Bartlett Ave NE</p>	
<p>37. Nectarine <i>Prunus persica nectarina</i> 11510 Bartlett Av NE</p>	<p>Peaches and nectarines are closely related, even though they are regarded commercially as different fruits. Nectarines belong to the same species as peaches. Nectarines have smooth skin while peaches have fuzzy skin. Peaches and nectarines are native to China, where they were first cultivated. China is the largest producer of peaches and nectarines. Nectarine trees are disease prone!</p>	 <p>37. Nectarine 11510 Bartlett Ave NE</p>	
<p>38. Common Lilac <i>Syringa vulgaris</i> 11515 Bartlett Ave NE</p>	<p>Lilac is a genus of about 20---25 species of flowering woody plants in the olive family, native to woodland and scrub from southeastern Europe to eastern Asia, and widely cultivated elsewhere. They are popular shrubs in parks and gardens throughout the temperate zone, and several hybrids and numerous cultivars have been developed. Fragrant flowers in various shades of light purple and sometimes white bloom in April or May. Lilacs are often considered to symbolize love.</p>	 <p>38. Common Lilac 11515 Bartlett Ave NE</p>	
<p>39. Sourwood <i>Oxydendron arboreum</i> 11522 Bartlett Ave NE</p>	<p>The Sourwood tree is an ornamental native to Southeastern United States. The bark is gray with a reddish tinge, deeply furrowed and scaly. White fragrant flowers are produced in early summer. Branchlets at first are light yellow green, but later becomes red foliage in the fall. It grows to 25---30 feet.</p>	 <p>39. Sourwood 11522 Bartlett Ave NE</p>	
<p>40. Zebra Cedar <i>Thuja plicata zebrina</i> 11534 Bartlett Ave NE</p>	<p>The Zebra Cedar, also known as the Zebrina Western Red Cedar, is an attractive variegated form of Western Red Cedar; it grows to 50'.</p>	 <p>40. Zebra Cedar 11534 Bartlett Ave NE</p>	

<p>41. Chinese Fir <i>Cunninghamia lanceolata</i> 11546 Bartlett Ave NE</p>	<p>The Chinese Fir is a hardy blue cypress (not really a fir!) which can cope with dry soil, but it needs sun and lots of space as it can become 30' wide and 75' tall. However, this conifer is nearly unique in that you can cut it down to the ground, and it will re-sprout from suckers, creating a reasonably sized shrub. Female cones grow singly or in pairs at the end of the branch, while males (with the pollen) grow in clusters of a dozen or two. The wood is very fragrant.</p>	 <p>41. Chinese Fir 11546 Bartlett Ave NE</p>	
<p>42. Incense Cedar <i>Calocedrus decurrens</i> 11551 Bartlett Ave NE</p>	<p>The Incense Cedar is also actually a cypress and is native to the Western US south of Washington State. Typically a tall tree reaching up to 180' and a diameter of 4', can live for 500 years. On older trees the bark exfoliates into fibrous shreds. Leaves are decussate: forming a cross pattern. Cones are about 1" long. Aromatic wood resists decay. The wood is used in construction, but this is one of the few kinds soft enough to use for pencils.</p>	 <p>42. Incense Cedar 11551 Bartlett Ave NE</p>	
<p>43. Magnolia <i>Magnolia x soulangiana</i> 11550 Bartlett Ave NE</p>	<p>The Magnolia was created as a hybrid in France in 1820 and is a very popular landscape tree because of its beautiful, numerous purple/pink flowers, which bloom before the leaves come out. Often mistakenly called 'tulip tree'. Usually stays fairly short with a nearly equal width. Easy to grow.</p>	 <p>43. Magnolia 11550 Bartlett Ave NE</p>	
<p>44. Red Maple <i>Acer rubrum</i> 11555 Bartlett Ave NE</p>	<p>The Red Maple, a very adaptable tree, is native throughout eastern North America and noted for its brilliant fall color.</p>	 <p>44. Red Maple 11555 Bartlett Ave NE</p>	

<p>45. Cucumber Tree <i>Magnolia acuminata</i> 11555 Bartlett Ave NE</p>	<p>The Cucumber Tree is a deciduous forest tree of eastern North America and one of the largest magnolias. Leaves are usually acuminate (pointed) at both ends, but upper leaves can be cordate (heart-shaped). Fragrant flowers, April--June, are small and green/yellow. They mature into a fruit which resembles a 3" cucumber. The fruit ripens to a dark red/orange and releases red seeds.</p>		
<p>46. Crabapple <i>Malus</i> 11703 Bartlett Ave NE</p>	<p>The native Pacific Crabapple, <i>Malus Fusca</i>, has very oblong fruit. What is this one? A Yellow Bellied Sapsucker made those holes which the bird revisits to drink sap and eat insects. Crabapples must be cross pollinated by insects and hybridize readily. <i>Malus</i> is often planted as an ornamental, but it provides great habitat value for birds and insects.</p>		
<p>47. European Chestnut <i>Castanea sativa</i> 11715 Bartlett Ave NE</p>	<p>The European Chestnut originated around the Mediterranean, and it is the one people like to eat, although it can take 20 years before the tree bears fruit. The leaves also have several medicinal uses. The European Chestnut can live for hundreds of years. The bark looks twisted around the tree as it ages, sometimes giving a net-like appearance.</p>		
<p>48. Goldenchain Tree <i>Laburnum anagyroides</i> 11715 Bartlett Ave NE</p>	<p>The Golden Chain Tree is native to Central and South Europe; flowers are yellow pendulous racemes occurring in late spring. The wood is used to make flutes and recorders and used to be popular for bagpipes. All parts of this tree are poisonous.</p>		
<p>49. Flowering Purple Plum <i>Prunus cerasifera</i> 11729 Bartlett Ave NE</p>	<p>The Flowering Purple Plum blossoms as early as February and the fruit is called cherry plum. Native to Europe and Asia. It is easy to grow, but the bark is fragile, and it begins to decline in 10--15 years</p>		

<p>50. Port Orford Cedar <i>Chamaecyparis lawsoniana</i> 11745 Bartlett Ave NE</p>	<p>The Port Orford Cedar is another cypress! It has a limited native range from SW Oregon and NW California. Leaves are glaucous (blue/green/gray) with narrow white markings on the underside.</p>		
<p>51. English Holly <i>Ilex aquifolia</i> 11751 Bartlett Ave NE</p>	<p>English Holly is a problem in Washington State. It is grown commercially, and some people's livelihood depends on it. However, it is classed as a Weed of Concern in King County because of its invasiveness in our natural areas and forests and is recommended for removal in all cases. Trees are male or female and pollinated by bees. You can differentiate young holly by its alternating leaves from our native Oregon Grape with its opposing leaves.</p>		
<p>52. Kwansan Cherry <i>Prunus serrulata</i> 'Kwansan' 11751 Bartlett Ave NE</p>	<p>The Kwansan Cherry does not bear fruit, but is planted for its striking beauty. It has beautiful double--pink blossoms in spring and yellow foliage in fall.</p>		
<p>53. Horsechestnut <i>Aesculus</i> 11750 Bartlett Ave NE</p>	<p>The Horsechestnut is native to SE Europe and is cultivated world--wide. The chestnuts are actually poisonous to horses and somewhat poisonous to people. This is an attractive tree with pretty white flowers in the spring. However, it reseeds so readily that it is a problem in our natural areas. A famous specimen was the Anne Frank Tree, a horsechestnut in the center of Amsterdam which she mentioned in her diary and which survived until August 2010.</p>		

<p>54. Norway Spruce <i>Picea abies</i> 12005 Bartlett Ave NE</p>	<p>The Norway Spruce needles are green on all sides and quadrangular in cross section. It has the longest cones of any spruce, up to nearly 7". Old Tjikko in Sweden is one of the world's oldest trees at 9,550 years old. That is the age of the root system. The branches layered themselves and kept the tree alive by creating new trunks when needed or the live roots grew new trunks through vegetative cloning</p>		
<p>55. Shore Pine <i>Pinus cotorta</i> 12026 Bartlett Ave NE</p>	<p>In nature Shore Pines grow in inhospitable, infertile terrain from the northern coasts of California all the way up through the Alaska panhandle. In these hostile environments the tree often grows in a shrubby, distorted manner. In more favorable conditions it can grow straighter to a height of 50', but still tends to maintain an irregular shape. The Shore Pine works well as a grove or a hedge. Needles grow in pairs, and the pine nuts are a favorite with the birds.</p>		
<p>56. Tulip Tree <i>Liriodendron tulipifera</i> 12026 Bartlett Ave NE</p>	<p>Liriodendron does not mean 'tulip tree'; it means 'lily tree', and the flowers somewhat resemble the shape of a water lily. It is part of the magnolia family. This one is native to eastern North America and the tallest eastern hardwood, sometimes up to 190'. The unique, four-lobed leaves alternate on the branch, and they are pinnately veined, not palmately like the maple. Native Americans used the wood for dugout canoes and today it is the wood of choice for pipe organs.</p>		
<p>57. Black Walnut <i>Juglans nigra</i> 12059 Bartlett Ave NE</p>	<p>The slow-growing Black Walnut is native throughout the eastern US and has always been uncommon, growing best along creek banks. It is prized for its hard, fine wood. The wood was preferred for gunstocks and airplane propellers. Because it is so scarce these days it is used mostly for veneers. The flavorful nuts are also valued in recipes. It is called black in reference to the color of the bark and the nuts. It is a fairly common ornamental in Seattle.</p>		

<p>58. Green Ash <i>Fraxinus pennsylvanica</i> 4020 NE 123rd St</p>	<p>The Green Ash is native throughout the eastern US and can begin turning color as early as Labor Day. Leaves are pinnately compound with 7---9 leaflets. This tree tolerates urban conditions very well, but it is threatened by the Emerald Ash Borer, an insect that was introduced in the 1990's and has already wiped out well over 50 million ash trees</p>	 <p><small>58. Green Ash 4020 NE 123rd St</small></p>	
<p>59. Austrian Pine <i>Pinus nigra</i> 4014 NE 123rd St</p>	<p>The Austrian Pine is also called "European Black Pine." The dark green stiff needles are about 5" long in bundles of two. As the tree becomes mature the top gets rather flat. The bark is gray to yellow---brown and flaky. Austrian Pine tolerates the urban environment well and has naturalized in some places in the US. In New Zealand it is considered invasive</p>	 <p><small>59. Austrian Pine 4014 NE 123rd St</small></p>	
<p>60. Crimson King Norway Maple <i>Acer platanoides</i> 'Crimson King' Corner 40th & NE 123rd</p>	<p>This European native reaches a height of 35' --- 45'. It is popular for its purple---green foliage throughout the summer. Leaves turn brown, dark maroon, or bronze in the fall. The oval to rounded crown fills with maroon---yellow flowers in the spring. The thick foliage creates dense shade, and the tree has a shallow root system. Acer Platanoides grows quickly and works well as a street tree, but it can be invasive in Pacific Northwest forests.</p>	 <p><small>60. Crimson King Norway Maple Corner 40th & NE 123rd St</small></p>	

"A society grows great when old men plant trees whose shade they know they shall never sit in."

--Greek Proverb