

Seattle Transportation Benefit District

November 20, 2019 Seattle Department of Transportation



City of Seattle

Overview

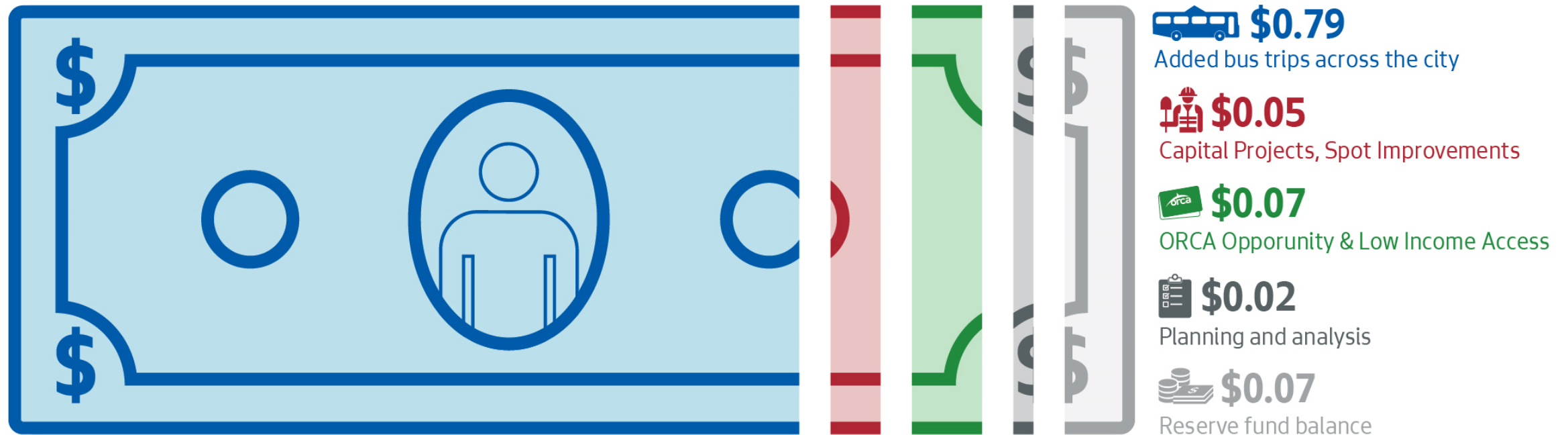
- STBD Year 4 Annual Report
 - Transit Service Investments
 - Improving Transportation Equity and Access
 - Transit Spot Improvements
- Initiative 976 Impacts



Where do STBD dollars currently go?

STBD Spending Breakdown, per Dollar 2015 - 2018 Actuals, 2019 Revised, 2020 Proposed


\$0.91 of every dollar collected through STBD Proposition 1 goes directly towards improving transit service and access in Seattle



Transit Service Investments




STBD Funds 8% of King County Metro's Network



→ **Metro's Network**
(~4.4M Annual Service Hours)

→ **STBD's Total Investment**
(~350k Annual Service Hours)

Service Investments Goals



Implement Frequent Transit Network

- Improve service on priority corridors
- Provide 72% of households with a 10-min walk to 10-min service



Improve Access for Historically Disadvantaged Populations

- Address findings of Racial Equity Analysis
- Support Transportation Equity Program



Align Transportation and Land Use Goals

- Match investments to increased density
- Address overcrowding



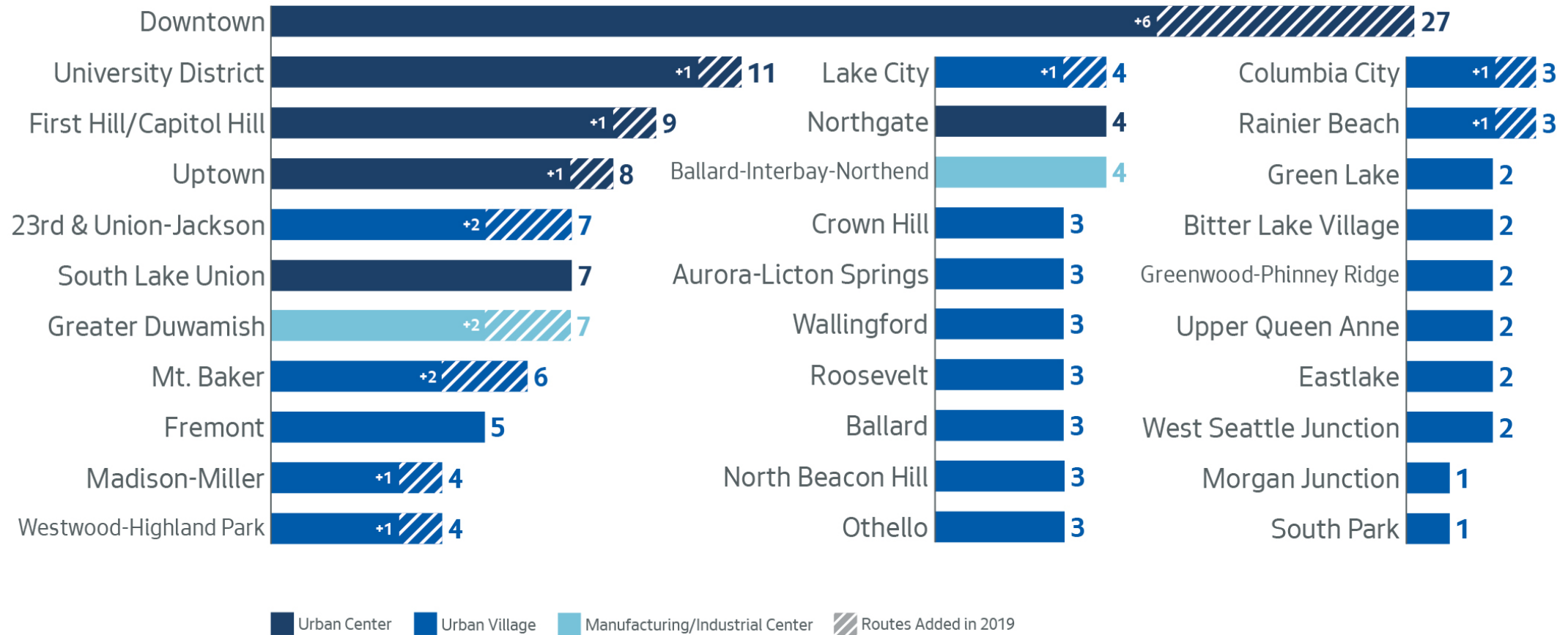
Improve Connections Across the City

- Add service to east-west connections
- Improve 24-hour service network



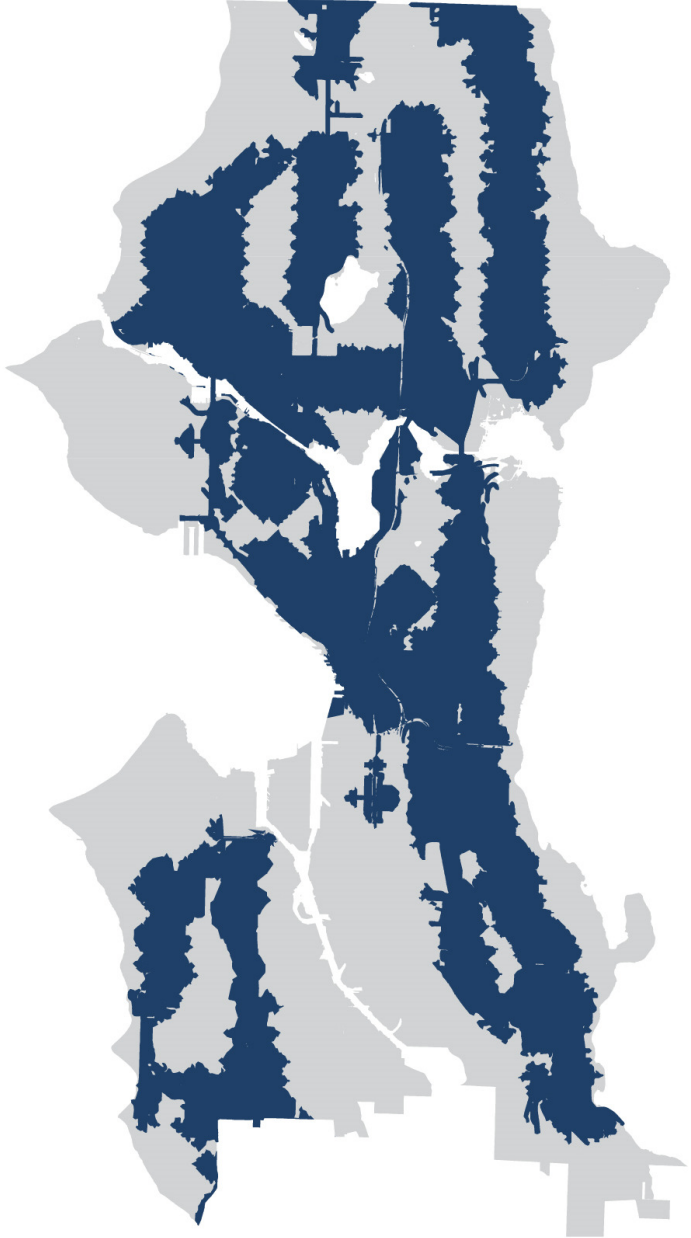
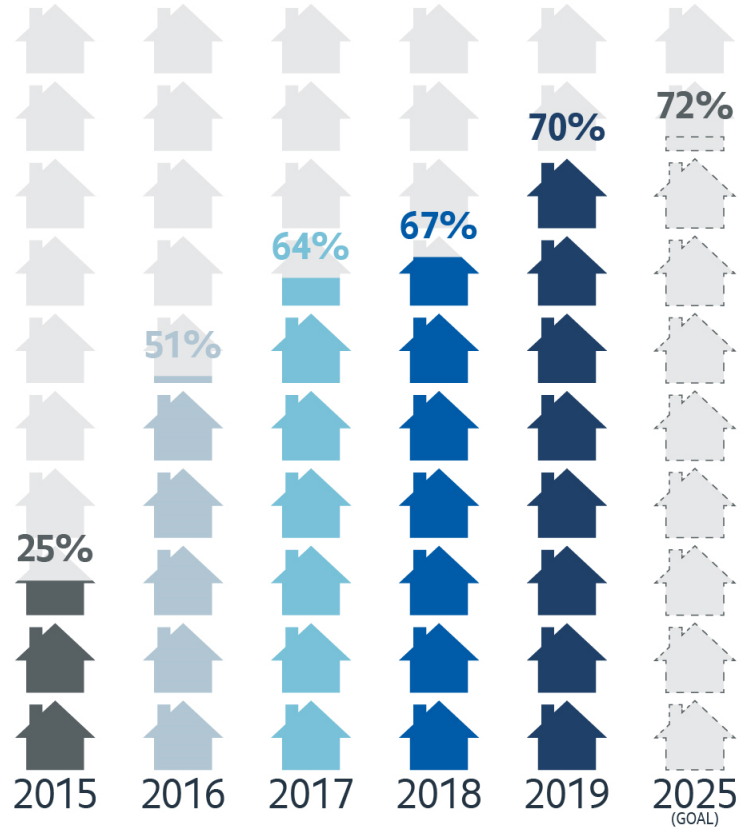
Improving the Frequent (15-Minute) Network

Number of Frequent or Better Routes by Neighborhood (and Number improved to Frequent in 2019)



Access to the Very Frequent (10-Minute) Network

Percent of Households with Access to Very Frequent Transit Service, 2015 - 2019



Recent Investments

Service Investment Metrics by Service Change September 2018 - September 2019

September 2018



+20,000
New Hours



+301
Weekly Trips



15 Routes
Improved



+2,300 Daily Rider Capacity
To/From Downtown during Peak

March 2019



+25,000
New Hours



+316
Weekly Trips



4 Routes
Improved



+1,300 Daily Rider Capacity
To/From Downtown during Peak

September 2019



+50,000
New Hours



+937
Weekly Trips



23 Routes
Improved

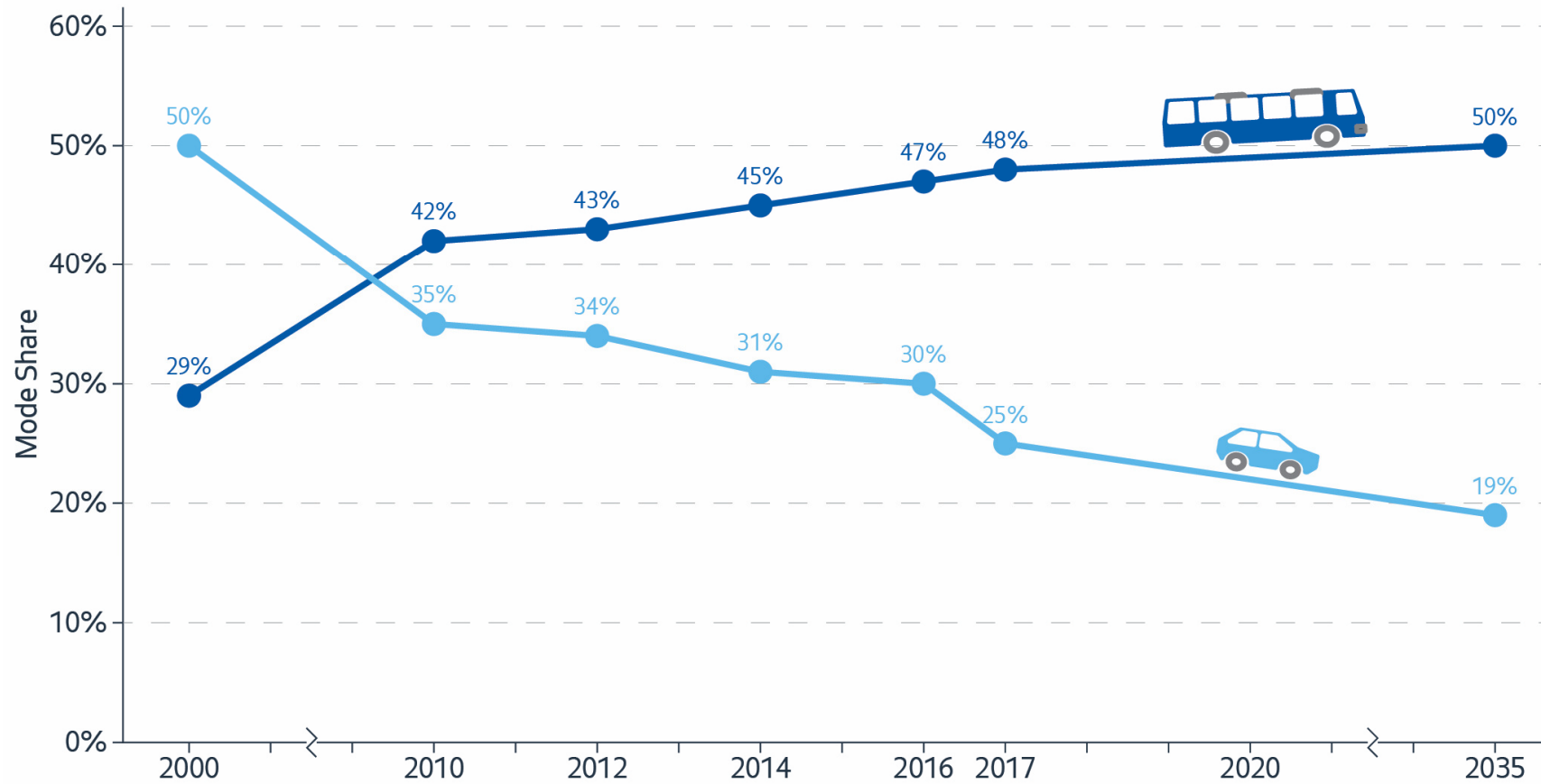


+3,500 Daily Rider Capacity
To/From Downtown during Peak



Continued Transit Growth in Seattle

Transit and Single Occupancy Vehicle (SOV) Mode Share to Downtown Seattle 2010 - 2017 & 2035 Goal



Source: Commute Seattle Center City Commuter Mode Split Survey

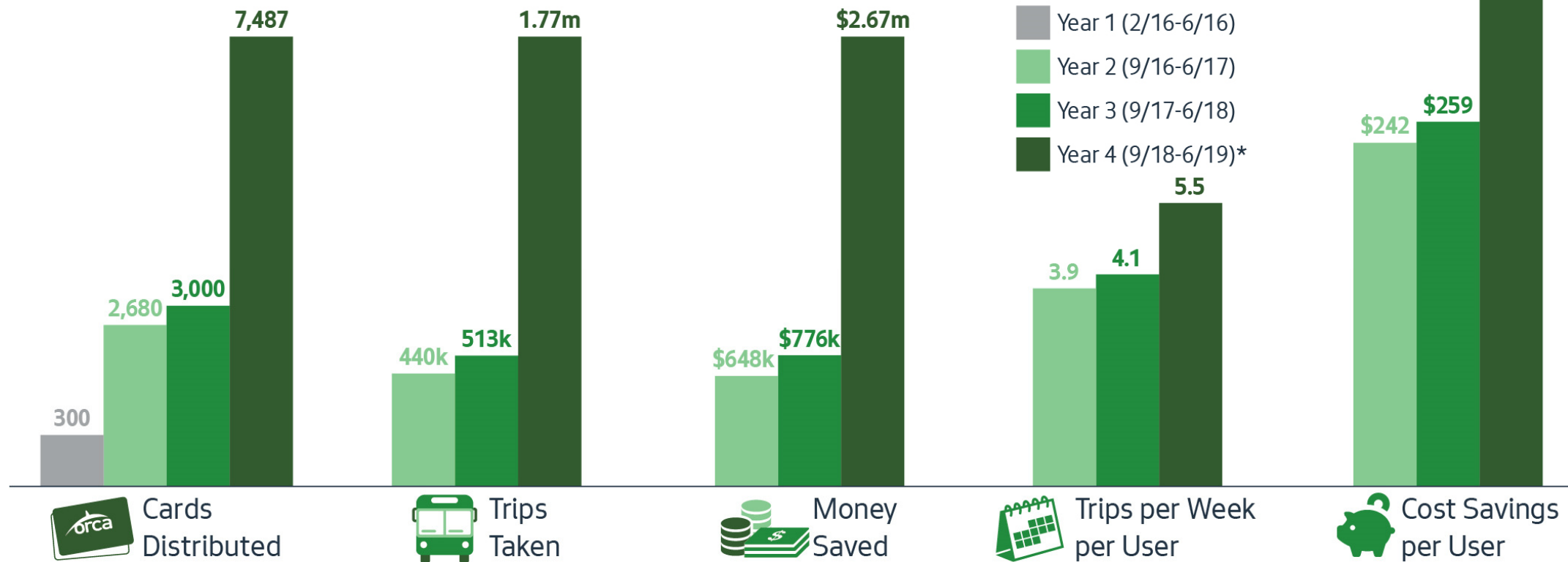


Improving Transportation Equity and Access



ORCA Opportunity

ORCA Opportunity/Youth ORCA Performance 2016 - 2019 City-funded Cards



*Year 4 of the program included funding for summer, but only school year values are included as a comparison to previous years.

Other Transportation Equity Initiatives

- ORCA Opportunity SHA Pilot
 - Launched 12-month pilot to provide 1,500 unlimited ORCA cards to low-income Seattle Housing Authority tenants
- Transportation Equity Workgroup
 - Meet for 1 year to engage with each other, our staff, and transportation partners in facilitated conversation and activities
 - Provide a set of community-guided recommendations to be considered in the development of our Transportation Equity Agenda
- Youth Transportation Ambassadors Program
 - Engage with youth community-based organizations in discussions about accessible and affordable transportation options through culturally relevant and language appropriate programming, and provides capacity-building funding for transportation options education
- Senior Regional Reduced Fare Permit Pilot
 - In 2019, SDOT launched a pilot program to enroll and educate Seattle seniors on the Regional Reduced Fare Permit (RRFP), the ORCA card that entitles senior riders (65+), riders with a disability, and Medicare card holders to a reduced fare.



Transit Spot Improvements



The Transit Spot Improvement Toolkit

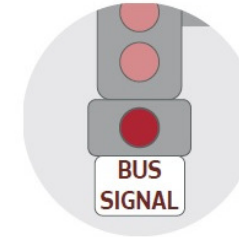
- Smaller project to improve transit operations
- “Speed & Reliability” improvements
- A uniquely* Seattle activity

The Transit Spot Improvement Toolkit & Year 4 Completed Projects



4 Projects

Improve Rider & Pedestrian Safety



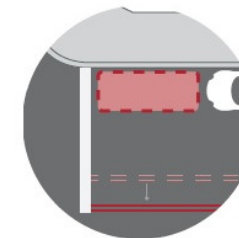
6 Projects

Change Traffic Signals



6 Projects

Dedicate Right-of-Way



3 Projects

Enhance Roadway Operations



9 Projects


Upgrade Bus Stops & Amenities



2 Projects

Expand Multimodal Access


Example Spot Improvements



Olive Way Red Bus Lane



New Stop (Blanchard & 6th)



3rd Ave Transit Restrictions

Initiative 976 Impacts

- Anticipated to pass statewide
- Litigation & Injunction
- Next Steps



Questions?

Thanks!

