

ORGANICS REPORT

(Formerly Known as Yard Waste Report)

Seattle Public Utilities, Economic Services Section

Report Date: April 30, 2019

1st Quarter 2019

Phone: (206) 684-4143

Tonnage Breakdown

Self Haul¹		
Q1 Self Haul Cars & Trucks:	1,318 Tons	15.2% increase vs. same period in 2018
2019 Cumulative Self Haul:	1,318 Tons	15.2% increase vs. same period in 2018
Residential		
Q1 Single Family:	15,517 Tons	5.5% decrease vs. same period in 2018
2019 Cumulative Single Family:	15,517 Tons	5.5% decrease vs. same period in 2018
Q1 Multi Family:	899 Tons	0.9% decrease vs. same period in 2018
2019 Cumulative Multi Family:	899 Tons	0.9% decrease vs. same period in 2018
Q1 Total Residential:	16,416 Tons	5.3% decrease vs. same period in 2018
2019 Cumulative Total Residential:	16,416 Tons	5.3% decrease vs. same period in 2018
Commercial (contract and non-contract tons)		
Q1 Commercial:	19,938 Tons	4.6% decrease vs. same period in 2018
2019 Cumulative Commercial:	19,938 Tons	4.6% decrease vs. same period in 2018

Organics Subscription Information by Premises² (Building) Type – March 2019

Residential customers can request Exempt service if they do backyard food waste composting. "Curb" service is the same as can premise service; the customer moves the can out to the curb for collection. "On Site" service does not require the customer to move their container(s) out to the curb, similar to dumpster service. "Liner" service means a new biodegradable liner is provided after each collection.

Single Family	13 gal	32 gal	90 gal	Total Signed Up	Exempt
Premises	34,665	24,448	90,720	149,105	3,850
	23%	16%	61%	98%	3%
Multi Family	Curb No Liner	Curb Liner	Onsite Liner	Total Signed Up	Exempt
Premises	1,558	3,543	1,359	6,337	68
	25%	56%	21%	93%	1.0%

¹ North Recycle & Disposal Station closed on Jan 20, 2014 and re-opened on 11/28/2016 for a rebuild.

² A premise is roughly equal to a building in our billing system. An apartment building is typically equal to one premise.

Basics of Self Haul Program

- SERVICE: Two city owned recycle and disposal stations accept organics during regular operating hours. Yard waste must be separated and cannot be disposed of as garbage.
- FEES: **Cars:** \$20.00 per trip (compared to \$30.00 per trip for garbage).
Trucks: \$110.00 per ton (compared to \$145.00 per ton for garbage).

Basics of Residential Organics Program

- Service: Beginning April 2009, collection frequency increased from bi-weekly to weekly pickup. All single family customers are required to sign up for organics service or request an exemption if they have backyard food waste composting. As of September 2011 multifamily and multiplex customers are also required to sign up for organics service. Multifamily customers can sign up for residential can/cart curb service or onsite can/cart service. (Curb service requires the customer to bring their container to the curb; onsite service does not require the customer to move their container.) Liner service, which includes a biodegradable plastic liner placed in the can or cart after each collection, is also available to multifamily customers.
- MATERIALS: Leaves, grass clippings, prunings 4 inches or less in diameter. Starting in April 2009, all food waste and food soiled paper are allowed in the cart. **As of January 1, 2015, Organics, including food waste, compostable paper, and yard waste are not allowed in the curbside garbage container.**
- Fees: Monthly Variable Can/Cart Prices: 13 gal = \$6.15, 32 gal = \$9.25, 96 gal = \$11.85, Extra Bundle = \$5.90

Basics of Commercial Program

- SERVICE: Seattle has contracts with Waste Management and Recology/Cleanscapes for garbage and organics service. Customers can sign up with their contract garbage hauler for organics service. In addition, Seattle commercial customers can choose organics service through a hauler outside of the city contracts. This is referred to as "non-contract" organics service.
- MATERIALS: All food scraps (including meat, fish, dairy and produce), food soiled paper, waxed cardboard, and yard debris. **Beginning January 1, 2015 all organics materials are not allowed in the garbage.**
- FEES: Approximately 32% below garbage prices. (Non-contract prices vary.)

CITY OF SEATTLE ORGANICS PROGRAM

		TONNAGE DATA											ACCOUNT SIGN-UP DATA					
		SELF HAUL			RESIDENTIAL					COMMERCIAL ³			RESIDENTIAL		COMMERCIAL			
Year	Month	North	South	Total	Waste Management	Recology/Cleanscapes	Single Family	Multi Family	Total Residential	Contract	Non Contract	Total	Accounts ⁵	Lbs/Acct	Contract	Non Contract	Total	
2018	1	99	230	329	3,218	2,631	5,533	316	5,849	389	6,579	6,968	153,489	76	1,960	2,472	4,432	
2018	2	88	208	297	2,622	2,052	4,403	271	4,674	352	6,576	6,928	153,606	61	1,959	2,474	4,433	
2018	3	155	364	518	3,960	2,845	6,485	321	6,805	403	6,593	6,997	153,767	89	1,954	2,472	4,426	
2018	4	157	366	523	4,562	3,243	7,483	322	7,805	389	6,906	7,295	153,813	101	1,964	2,475	4,439	
2018	5	193	501	694	6,611	4,433	10,622	422	11,045	401	6,875	7,276	154,216	143	1,971	2,473	4,444	
2018	6	202	409	611	4,872	3,458	7,981	349	8,330	398	6,906	7,304	154,570	108	1,994	2,472	4,466	
2018	7	184	399	584	4,203	2,953	6,848	308	7,156	346	6,751	7,097	154,759	92	1,972	2,472	4,444	
2018	8	158	377	536	3,921	2,845	6,446	320	6,766	323	6,757	7,080	154,860	87	1,989	2,474	4,463	
2018	9	175	394	570	3,545	2,557	5,833	269	6,102	358	6,711	7,069	154,970	79	1,995	2,467	4,462	
2018	10	170	377	547	4,447	3,388	7,504	330	7,834	405	6,999	7,405	155,036	101	1,987	2,431	4,418	
2018	11	198	334	532	5,736	4,716	10,036	416	10,452	423	6,971	7,394	155,067	135	1,996	2,428	4,424	
2018	12	134	254	387	3,316	2,813	5,808	322	6,129	414	7,008	7,422	155,171	79	1,990	2,428	4,418	
2019	1	132	248	380	3,548	2,823	6,041	329	6,371	385	6,287	6,672	155,231	82	2,004	2,417	4,421	
2019	2	109	170	279	2,068	1,728	3,553	243	3,796	294	6,263	6,556	155,341	49	1,981	2,423	4,404	
2019	3	207	452	659	3,528	2,721	5,922	327	6,249	411	6,299	6,710	155,442	80	1,989	2,420	4,409	

1. Note that the fairly large increase in tonnage from 1992 to 1993 is due to two factors:

a) 1992 tonnage was the lowest since 1989 due to the drought and lawn watering ban which extended from June 1 - November 2, 1992.

b) 1993 tonnage was high due to abundant precipitation in the spring and summer months.

2. Some commercial curbside can/cart organics are included in residential curbside tons. New 10-yr contracts began 3/30/2009. RCS (Recology/Cleanscapes) and WM (Waste Management) are the contracted haulers.

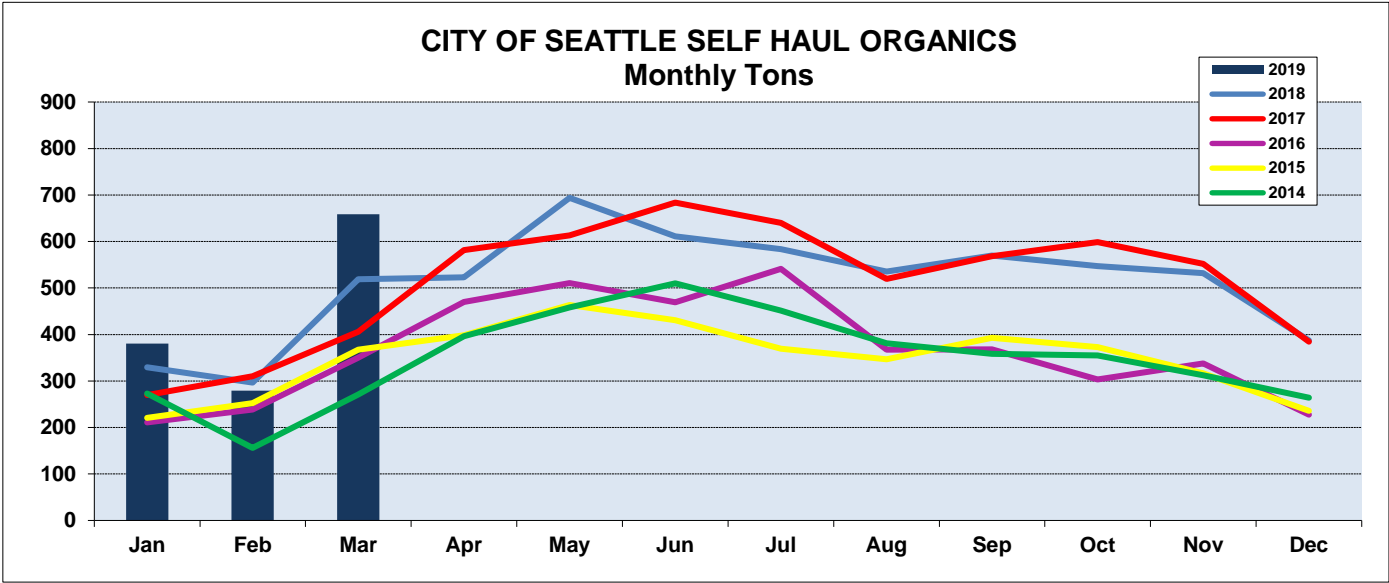
3. This table does not include some commercial non-compost food waste collection such as fats, oils and grease. This additional food waste is captured in our annual recycle survey and in our calculation of Seattle's overall recycling rate.

4. Beginning Feb 2014 cars are weighed. Prior to this, car weights were calculated at 258lbs/car based on composition study results.

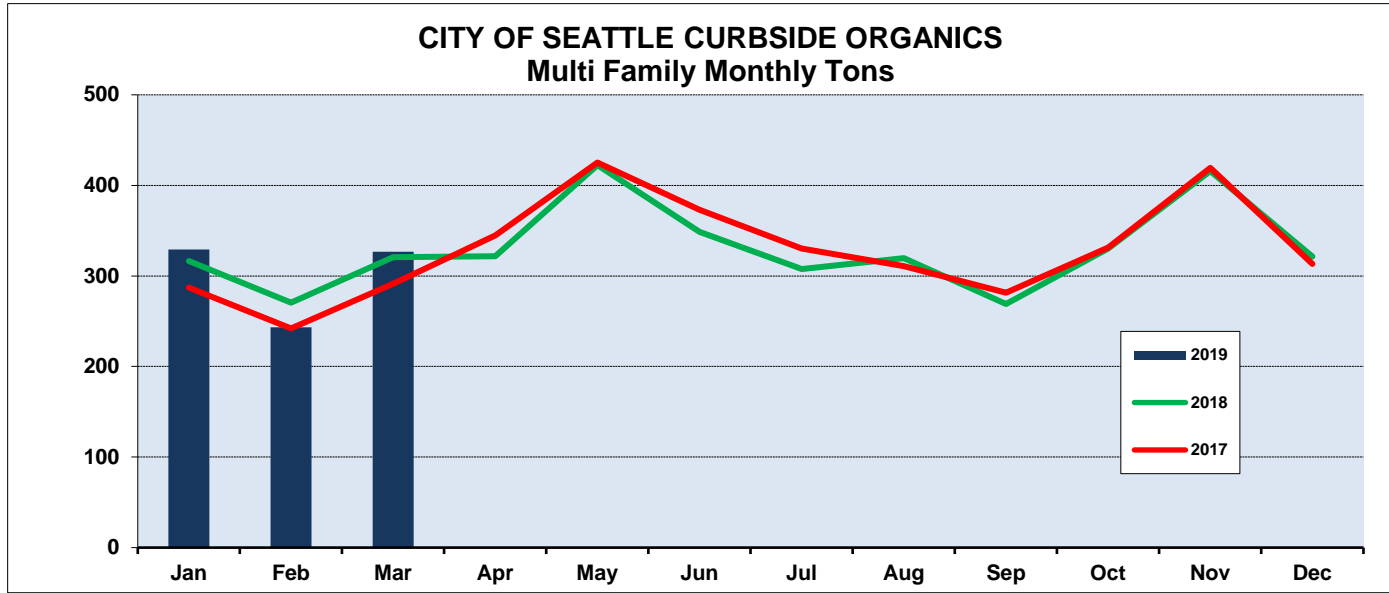
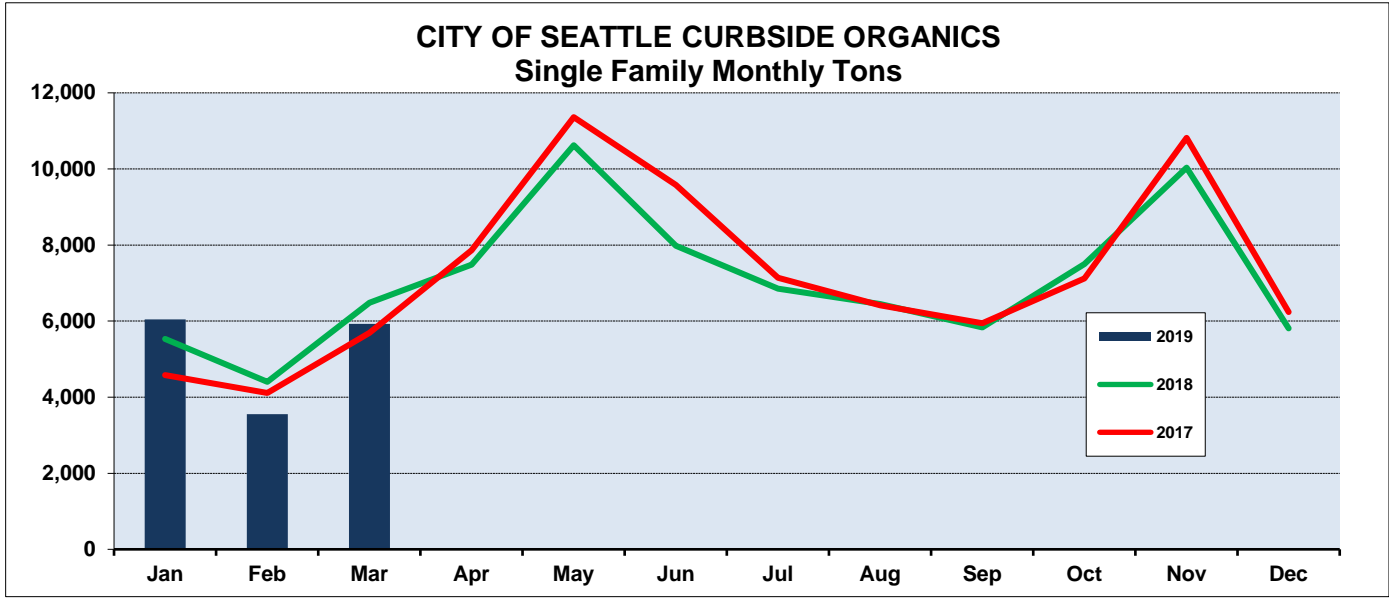
North Recycle & Disposal Station closed on Jan 20, 2014 and re-opened Nov 28, 2016 after a rebuild.

5. Jan 2015: Organics, including food waste, compostable paper and yard waste are not allowed in the curbside garbage container.

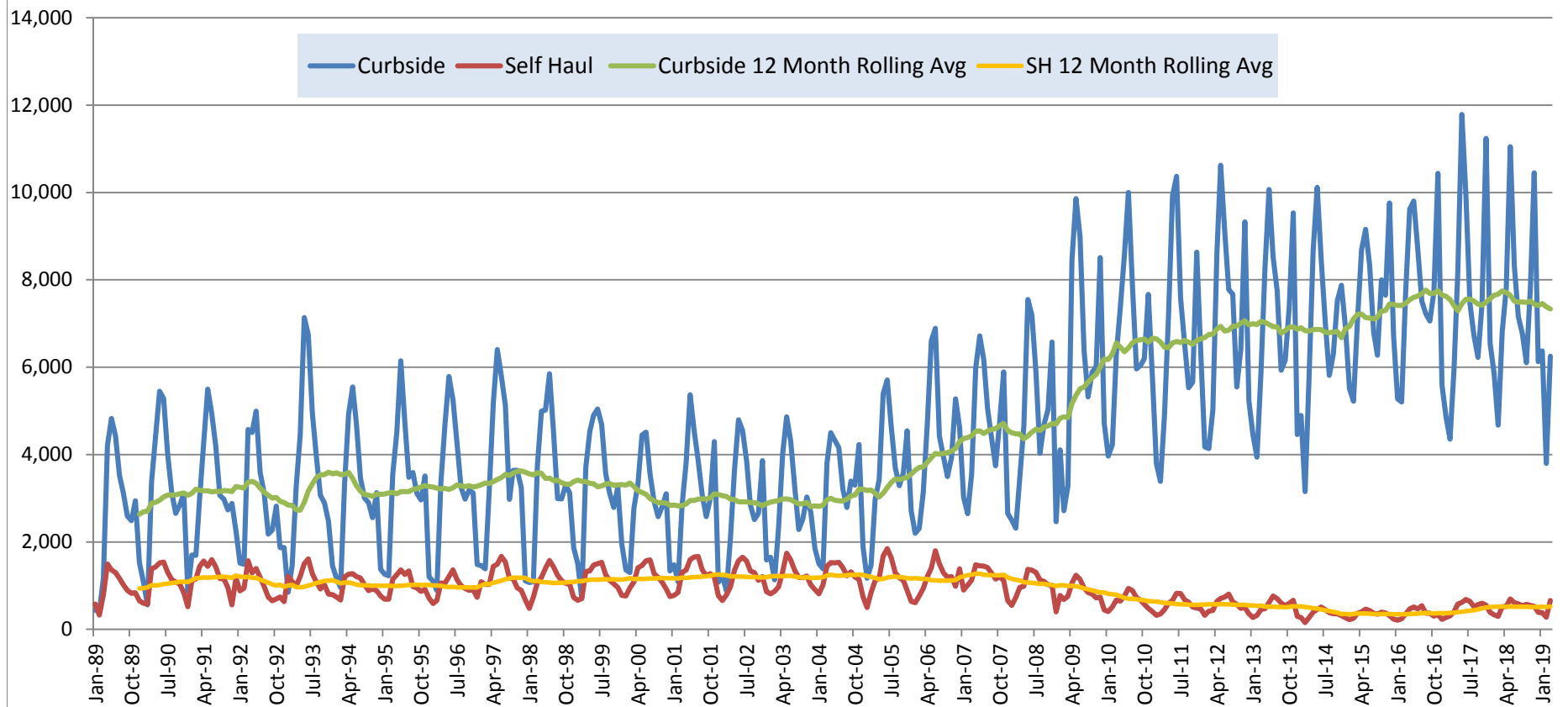
6. October 2016: New definition of Single Family premise changed to prems with 4 or fewer dwelling units. Multi Family defined as premises with 5 or more dwelling units.



The North Transfer Station closed on Jan 20, 2014 and re-opened on Nov 28, 2016 after rebuild.



CITY OF SEATTLE RESIDENTIAL CURBSIDE AND SELF HAUL ORGANICS TONS



The North Transfer Station closed on Jan 20, 2014 and re-opened on 11/28/2016 for a rebuild.

Weather Impacts on Organics Tonnage

