

Project/Permit No: _____

Installed by: _____

North/South Street: _____

Inspected by: _____

East/West Street: _____

Plan Sheet No.: _____

Curb Ramp Direction: _____

Curb Ramp No.: _____

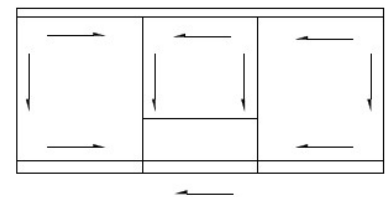
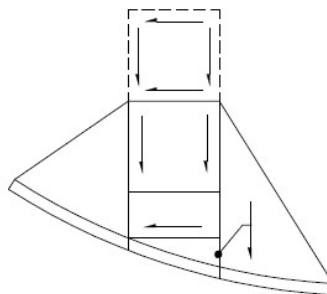
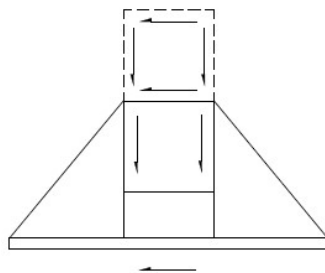
Indicate the site constraints that preclude curb ramp construction per the Drawings (circle all numbers that apply).

Curb ramp features constructed per the Drawings and within tolerance per *SDOT Policy for Curb Ramp Construction Tolerances* or to the MEF as designed are not required to be included on this form.

CURB RAMP NON-STANDARD JUSTIFICATION CODES		SUPPORTING COMMENTS
1	Right-of-Way Availability	
2	Roadway Structural Constraint: Wall, Areaway, or Bridge	
3	Adjacent Developed Facility	
4	Drainage	
5	Historic Feature	
6	Existing Road / Sidewalk Slopes	
7	Existing Utility Vault or Utility Structure	
8	Other (describe)	

Indicate on the table with an [X] and circle on the diagram the curb ramp feature(s) that cannot be built per the Drawings within 1.0% of the designed slopes. Include the design slope(s) and measurement(s). Curb ramp wing slopes and curb ramp counter-slopes do not required documentation. Installing side curb instead of wings must be documented under the "Other" category. For revisions that result on having side curb on both sides, the curb ramp must be 5-ft min. width per Standard Plan 422a.

CURB RAMP FEATURE	MEASUREMENT	
	DRAWINGS	CONSTRUCTION
Ramp Running Slope		
Ramp Cross Slope		
Landing Slope		
Other (list)		



Engineer: _____

Date: _____

Curb Ramp Inspector: _____

Date: _____

SDOT ADA REVIEW	<input type="checkbox"/> Approved <input type="checkbox"/> Denied	Initials: _____	Date: _____
------------------------	--	------------------------	--------------------