

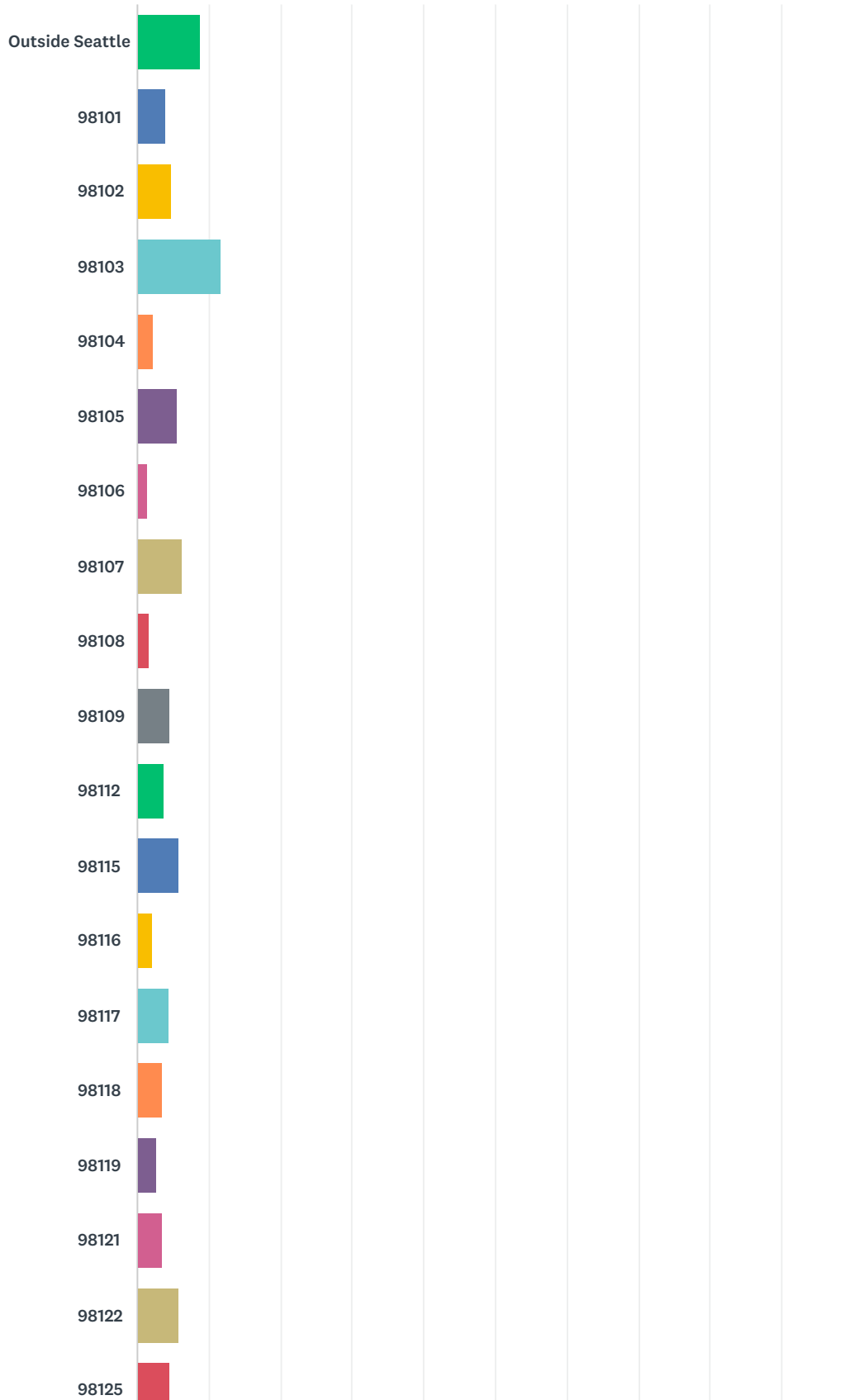
# APPENDIX D

## SDOT Citywide Survey Report

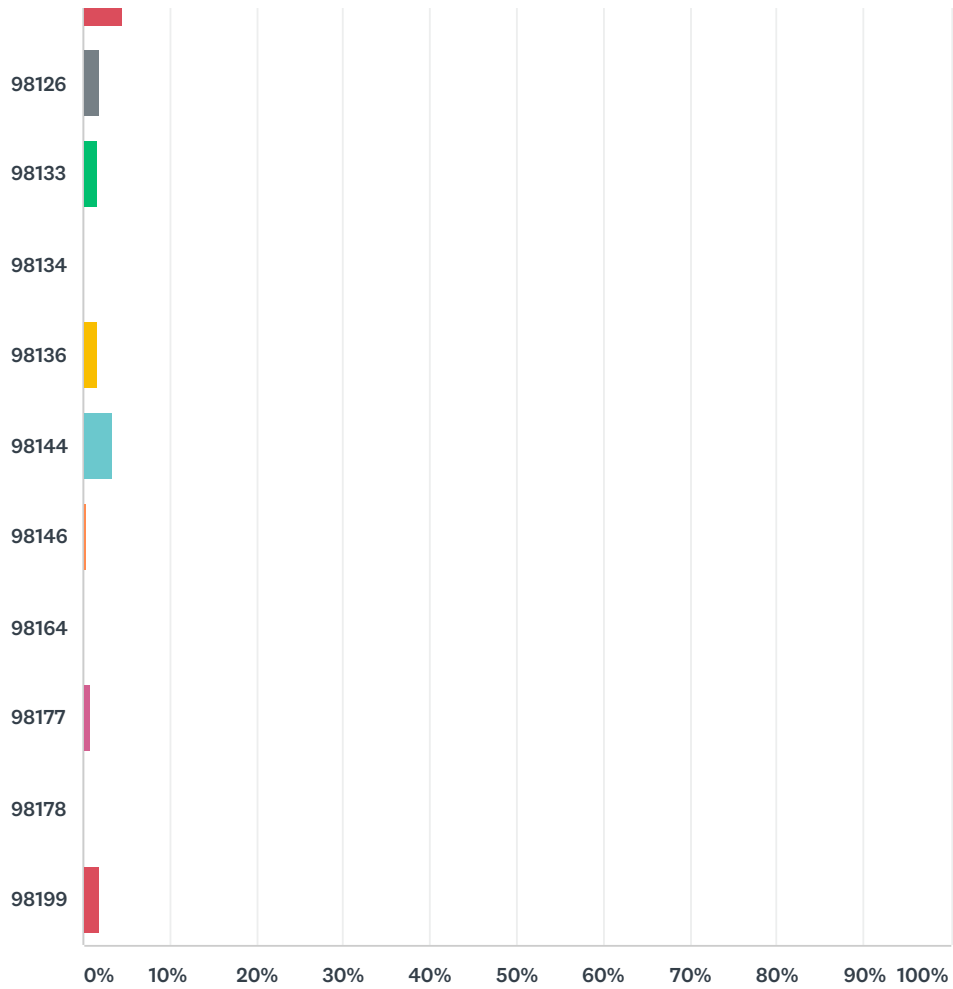


# Q1 What zip code do you live in? Please select from the list below.

Answered: 1,832 Skipped: 51



## SDOT Bike Share General Survey



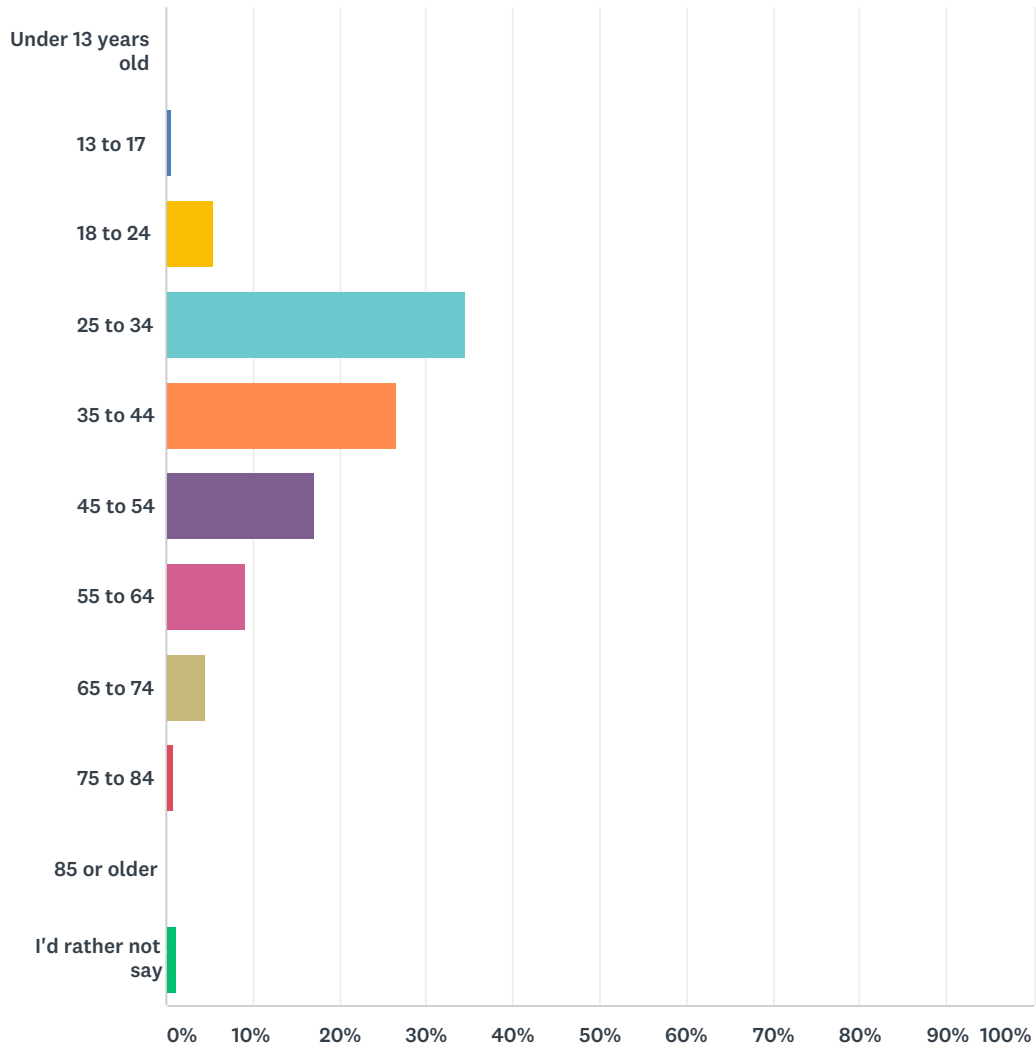
ANSWER CHOICES	RESPONSES	
Outside Seattle	8.73%	160
98101	3.88%	71
98102	4.91%	90
98103	11.74%	215
98104	2.29%	42
98105	5.73%	105
98106	1.53%	28
98107	6.33%	116
98108	1.75%	32
98109	4.53%	83
98112	3.82%	70
98115	5.95%	109
98116	2.18%	40
98117	4.48%	82

## SDOT Bike Share General Survey

98118	3.49%	64
98119	2.67%	49
98121	3.66%	67
98122	5.90%	108
98125	4.59%	84
98126	1.91%	35
98133	1.64%	30
98134	0.22%	4
98136	1.64%	30
98144	3.33%	61
98146	0.33%	6
98164	0.00%	0
98177	0.76%	14
98178	0.11%	2
98199	1.91%	35
<b>TOTAL</b>		<b>1,832</b>

## Q2 What is your age?

Answered: 1,877 Skipped: 6



ANSWER CHOICES	RESPONSES	
Under 13 years old	0.00%	0
13 to 17	0.59%	11
18 to 24	5.43%	102
25 to 34	34.47%	647
35 to 44	26.58%	499
45 to 54	17.10%	321
55 to 64	9.22%	173
65 to 74	4.53%	85
75 to 84	0.80%	15
85 or older	0.05%	1

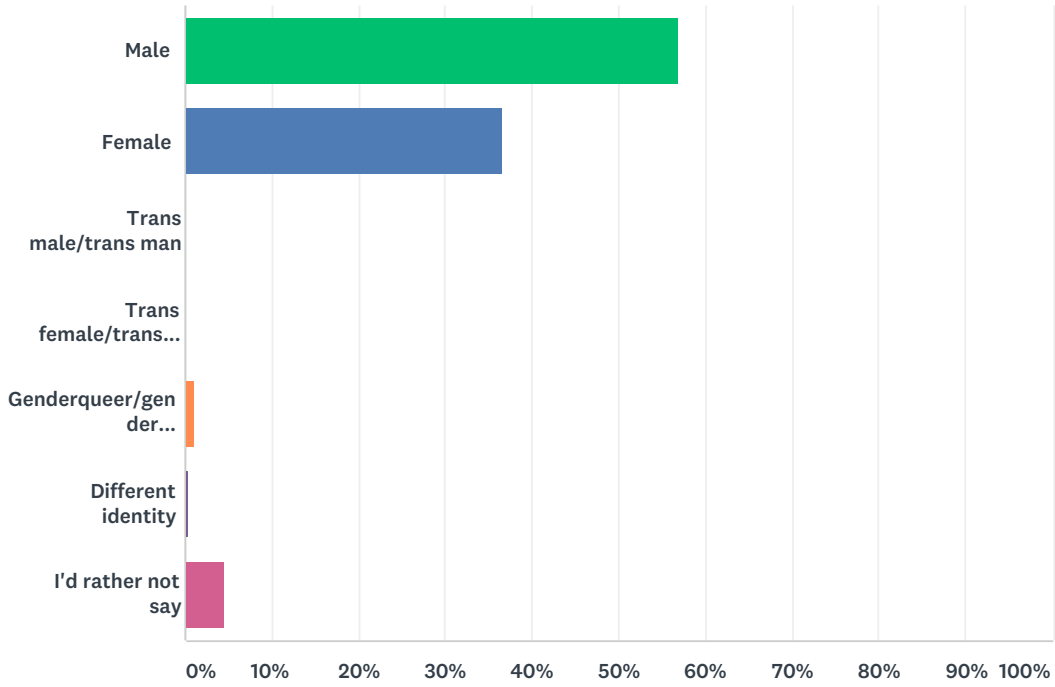
## SDOT Bike Share General Survey

---

I'd rather not say	1.23%	23
TOTAL		1,877

### Q3 What is your current gender identity?

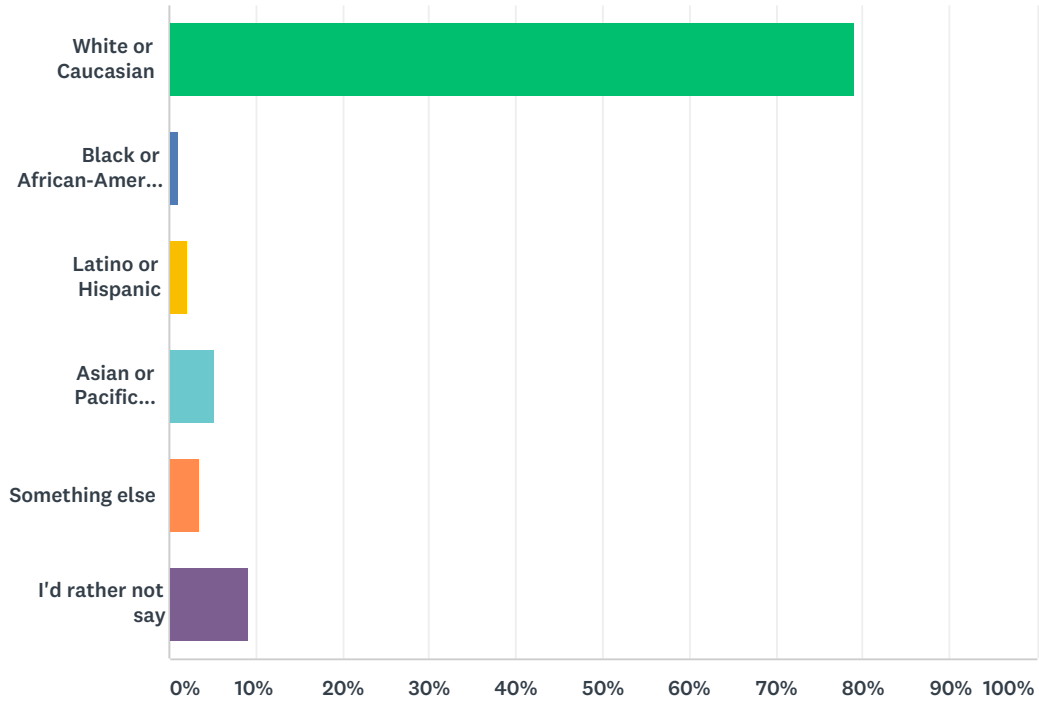
Answered: 1,879 Skipped: 4



ANSWER CHOICES	RESPONSES	
Male	56.95%	1,070
Female	36.56%	687
Trans male/trans man	0.16%	3
Trans female/trans woman	0.21%	4
Genderqueer/gender non-conforming	1.12%	21
Different identity	0.32%	6
I'd rather not say	4.68%	88
<b>TOTAL</b>		<b>1,879</b>

### Q4 Which race or ethnicity do you most closely identify with?

Answered: 1,871 Skipped: 12

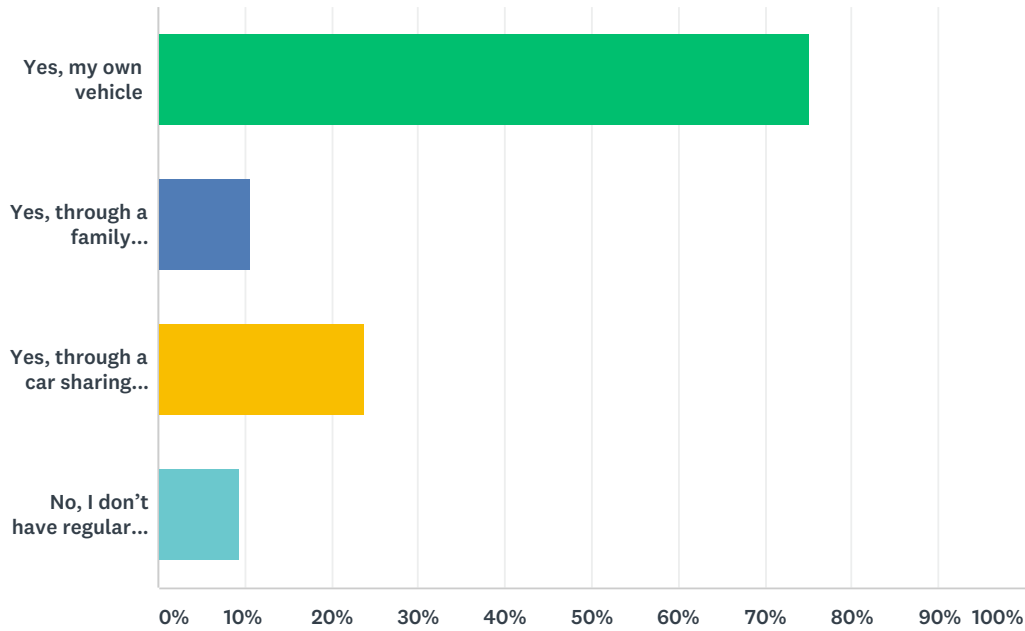


ANSWER CHOICES	RESPONSES	
White or Caucasian	79.00%	1,478
Black or African-American	1.02%	19
Latino or Hispanic	2.03%	38
Asian or Pacific Islander	5.18%	97
Something else	3.53%	66
I'd rather not say	9.25%	173
<b>TOTAL</b>		<b>1,871</b>



**Q5 Do you own or have access to a motor vehicle (like a car, van, truck, or motorcycle) that you can drive? Select all that apply.**

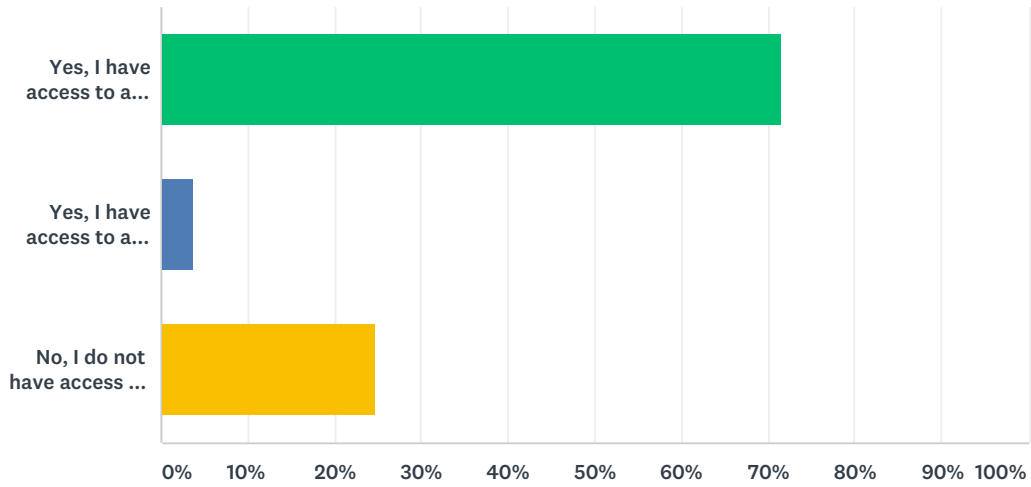
Answered: 1,877 Skipped: 6



ANSWER CHOICES	RESPONSES	
Yes, my own vehicle	75.07%	1,409
Yes, through a family member/friend/roommate	10.71%	201
Yes, through a car sharing service like Car2Go, ReachNow, or Zipcar	23.87%	448
No, I don't have regular access to a motor vehicle that I can drive	9.38%	176
Total Respondents: 1,877		

## Q6 Do you own or have regular access to a bicycle that is NOT part of a bike share?

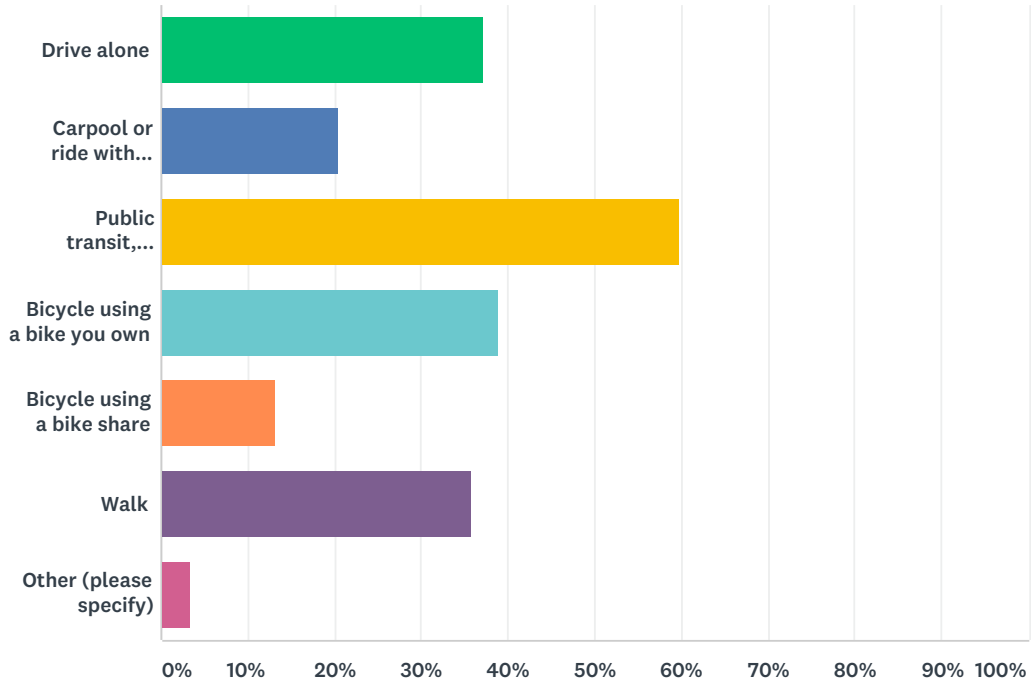
Answered: 1,877 Skipped: 6



ANSWER CHOICES	RESPONSES	
Yes, I have access to a working bicycle	71.50%	1,342
Yes, I have access to a non-working bicycle	3.84%	72
No, I do not have access to a bicycle.	24.67%	463
<b>TOTAL</b>		<b>1,877</b>

### Q7 In general, how do you typically get to work, school, or other places that you travel to regularly? Please select all that apply

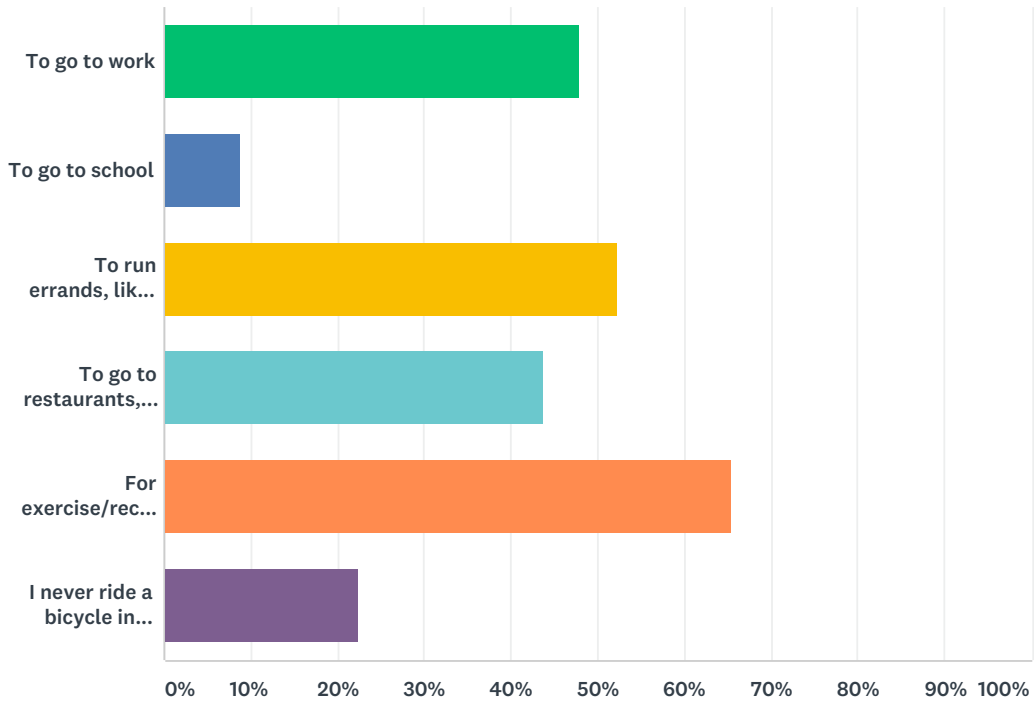
Answered: 1,877 Skipped: 6



ANSWER CHOICES	RESPONSES	
Drive alone	37.29%	700
Carpool or ride with others, including ride sharing services like Uber and Lyft	20.46%	384
Public transit, including buses, light rail, trains, and ferries	59.88%	1,124
Bicycle using a bike you own	38.89%	730
Bicycle using a bike share	13.16%	247
Walk	35.75%	671
Other (please specify)	3.36%	63
Total Respondents: 1,877		

### Q8 Do you ever ride a bicycle in Seattle to do any of the following? Check all that apply.

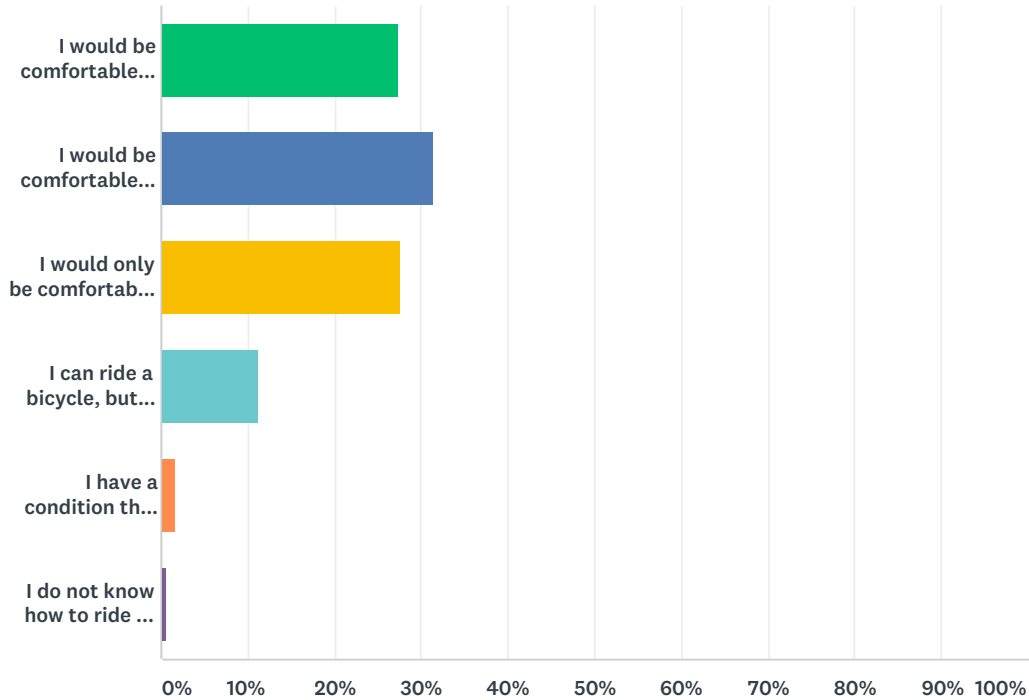
Answered: 1,869 Skipped: 14



ANSWER CHOICES	RESPONSES	
To go to work	47.99%	897
To go to school	8.77%	164
To run errands, like go to the store or the bank	52.33%	978
To go to restaurants, bars, or parties	43.71%	817
For exercise/recreation (round trip without a specific destination)	65.44%	1,223
I never ride a bicycle in Seattle	22.36%	418
Total Respondents: 1,869		

### Q9 Which one of the following statements best classifies your own comfort level with bicycling in Seattle, regardless of if you currently own a bike or ride frequently?

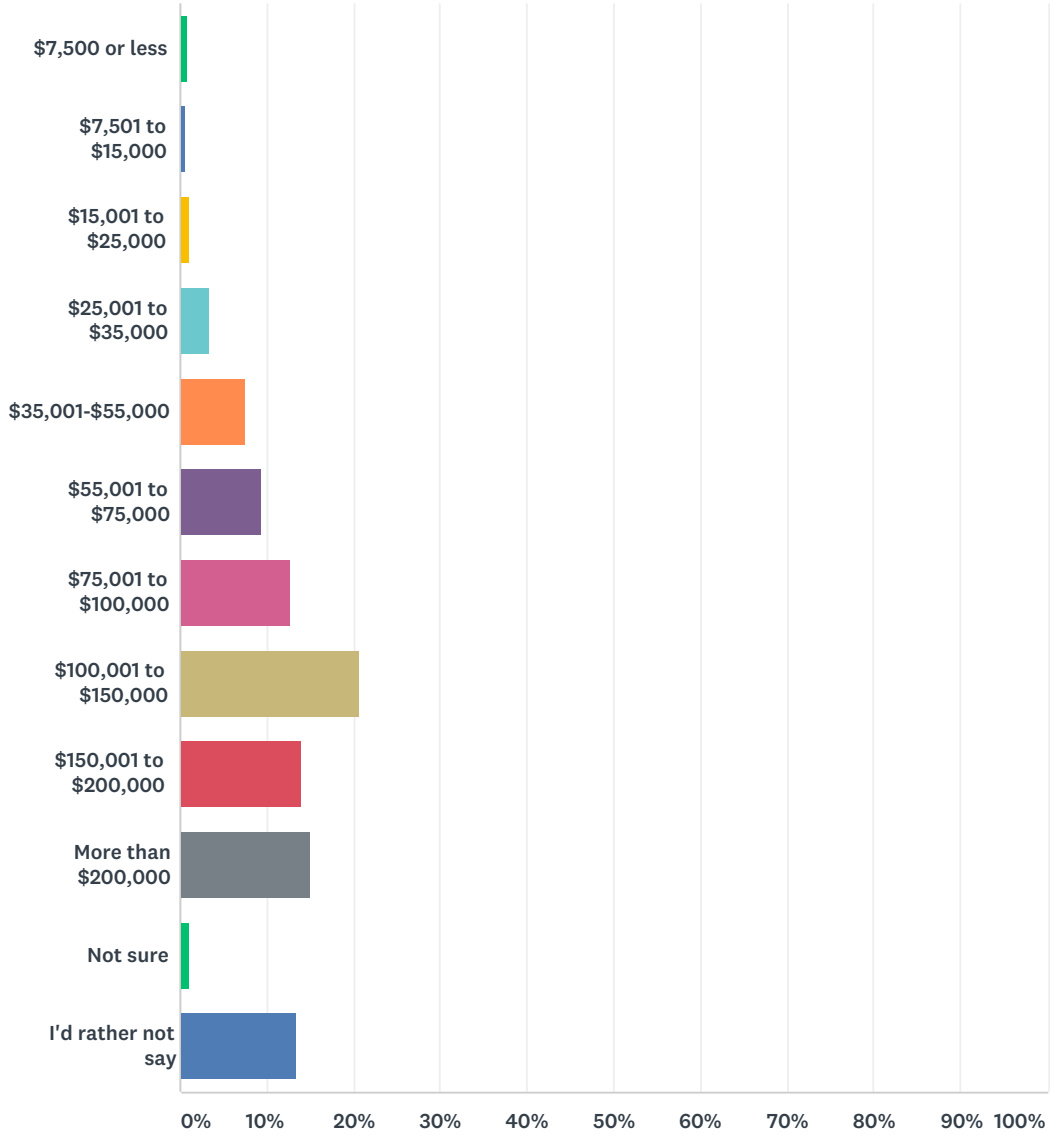
Answered: 1,869 Skipped: 14



ANSWER CHOICES	RESPONSES
I would be comfortable riding a bicycle in Seattle on just about any road or intersection	27.39% 512
I would be comfortable riding a bicycle in Seattle on most roads with marked bike lanes	31.35% 586
I would only be comfortable riding a bicycle in Seattle on bike lanes and paths that are physically separated from motor vehicles	27.61% 516
I can ride a bicycle, but I would not be comfortable riding in Seattle	11.40% 213
I have a condition that makes me physically unable to ride a bicycle	1.66% 31
I do not know how to ride a bicycle	0.59% 11
<b>TOTAL</b>	<b>1,869</b>

## Q10 What is your approximate annual household income?

Answered: 1,873 Skipped: 10



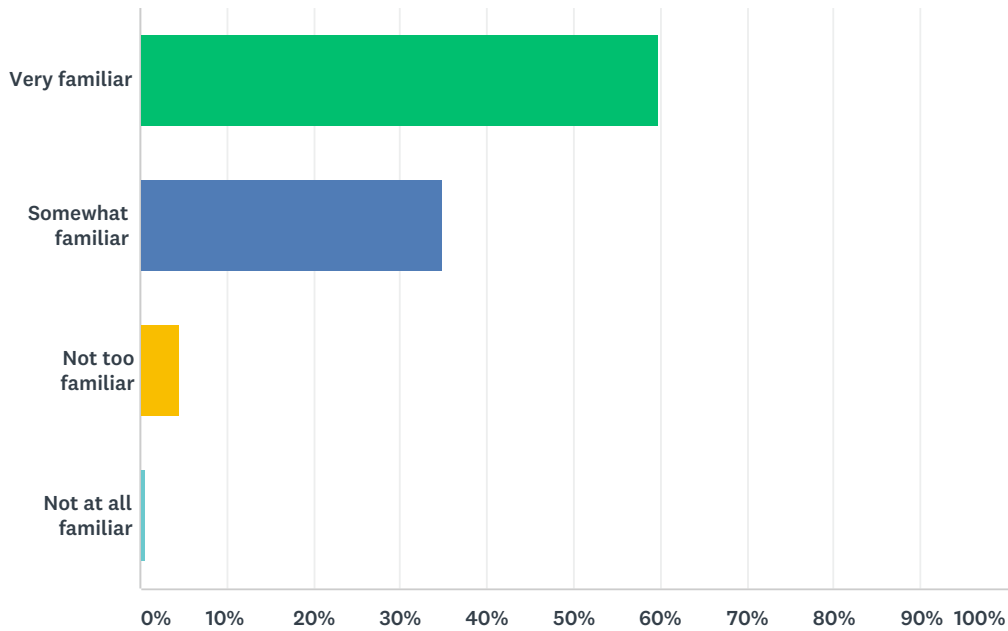
ANSWER CHOICES	RESPONSES	
\$7,500 or less	0.91%	17
\$7,501 to \$15,000	0.64%	12
\$15,001 to \$25,000	1.07%	20
\$25,001 to \$35,000	3.42%	64
\$35,001-\$55,000	7.58%	142
\$55,001 to \$75,000	9.50%	178
\$75,001 to \$100,000	12.76%	239
\$100,001 to \$150,000	20.72%	388

## SDOT Bike Share General Survey

\$150,001 to \$200,000	13.93%	261
More than \$200,000	15.06%	282
Not sure	0.96%	18
I'd rather not say	13.45%	252
TOTAL		1,873

Q11 Currently, three companies — LimeBike, ofo, and Spin — operate free-floating, dock-less bike share programs in Seattle, where riders can rent one of the green, yellow, or orange bikes you may have seen around town using a smartphone app. How familiar would you say you are with these bike share programs?

Answered: 1,854 Skipped: 29

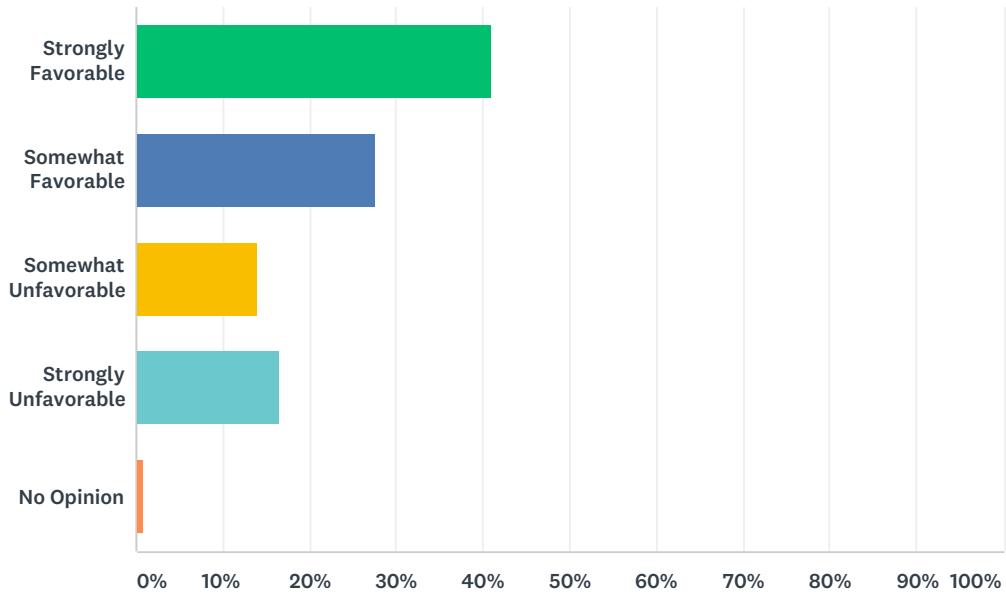


ANSWER CHOICES	RESPONSES	
Very familiar	59.76%	1,108
Somewhat familiar	35.01%	649
Not too familiar	4.58%	85
Not at all familiar	0.65%	12
<b>TOTAL</b>		<b>1,854</b>



### Q12 What is your opinion of the free-floating, dock-less bike share program currently operating in Seattle?

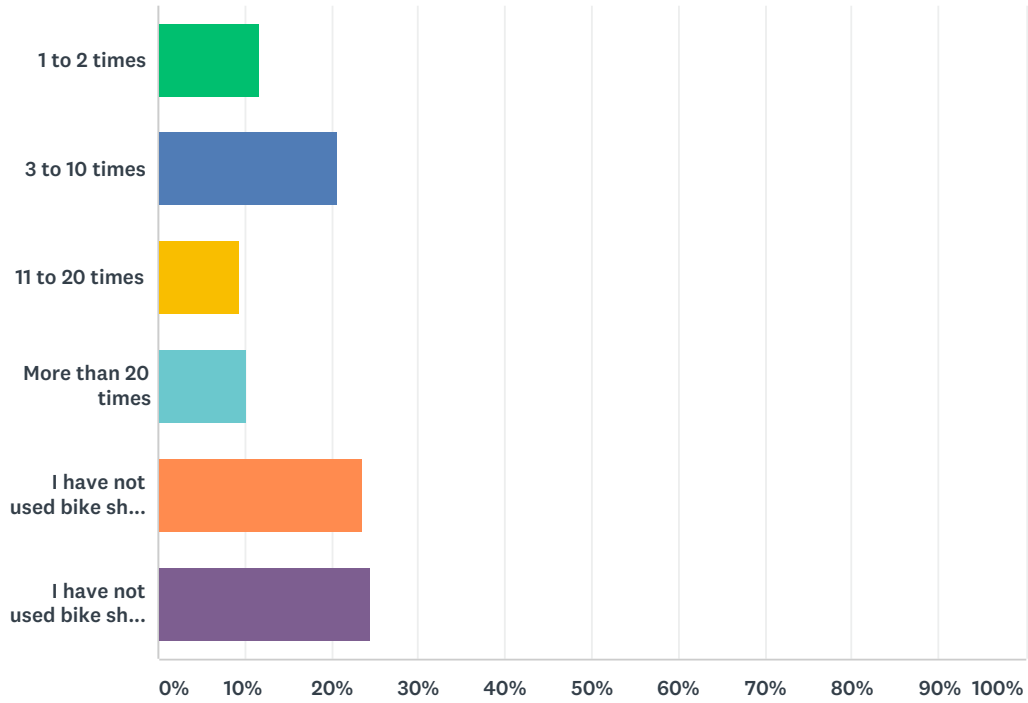
Answered: 1,854 Skipped: 29



ANSWER CHOICES	RESPONSES	
Strongly Favorable	40.94%	759
Somewhat Favorable	27.56%	511
Somewhat Unfavorable	14.02%	260
Strongly Unfavorable	16.56%	307
No Opinion	0.92%	17
<b>TOTAL</b>		<b>1,854</b>

### Q13 In the last six months, about how many times have you ridden one of the green, yellow, or orange bikes that are part of one of the bike share programs currently operating in Seattle?

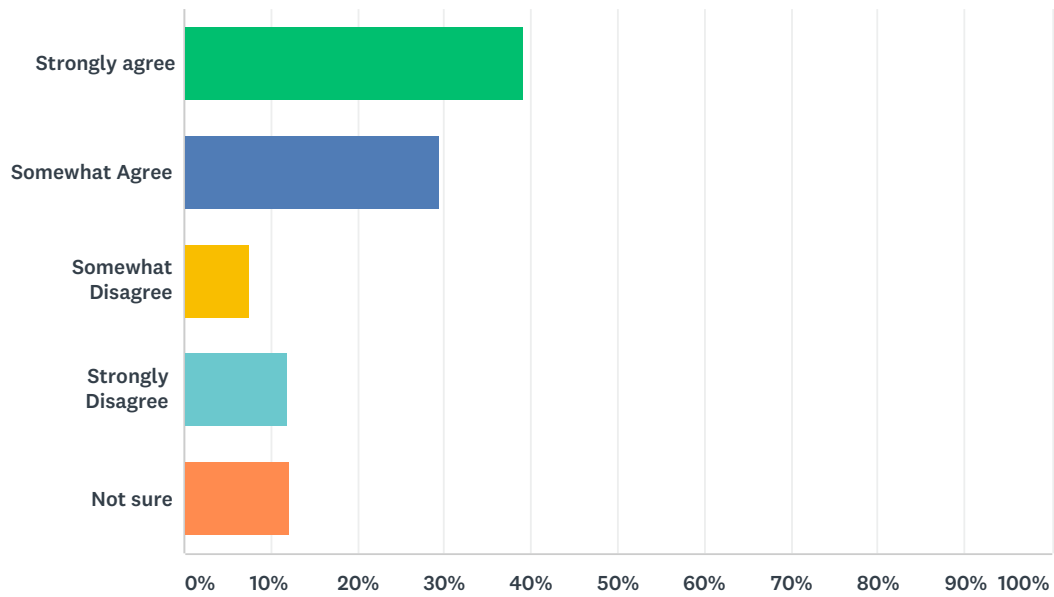
Answered: 1,858 Skipped: 25



ANSWER CHOICES	RESPONSES	
1 to 2 times	11.68%	217
3 to 10 times	20.78%	386
11 to 20 times	9.31%	173
More than 20 times	10.17%	189
I have not used bike share in the last six months, but I am open to using one in the future	23.57%	438
I have not used bike share in the last six months, and I do not plan to in the future	24.49%	455
<b>TOTAL</b>		<b>1,858</b>

## Q14 Seattle’s bike share programs have made it more fun for people to move around Seattle

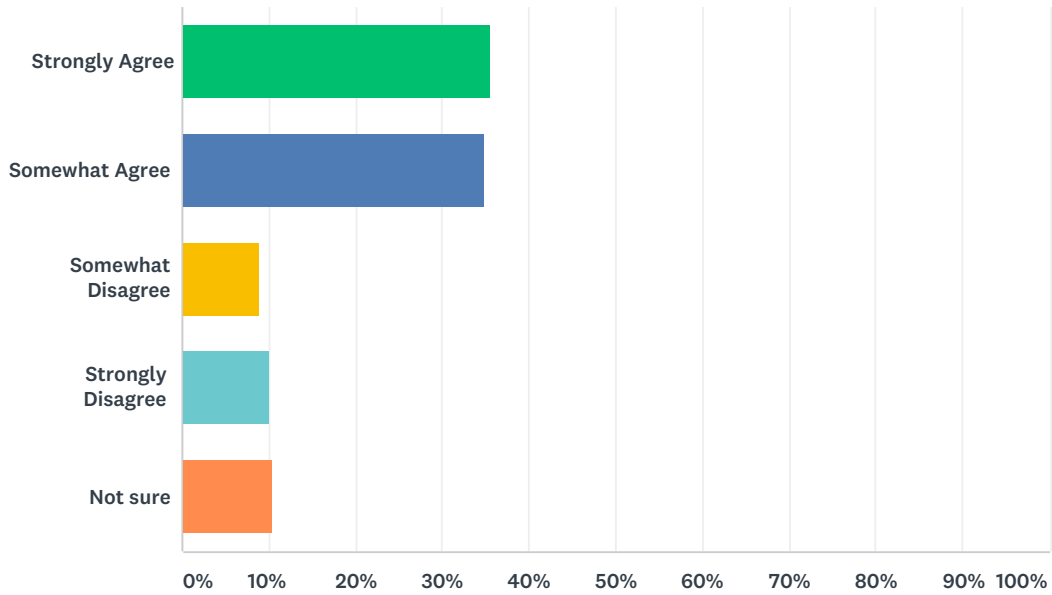
Answered: 1,815 Skipped: 68



ANSWER CHOICES	RESPONSES	
Strongly agree	39.06%	709
Somewhat Agree	29.42%	534
Somewhat Disagree	7.44%	135
Strongly Disagree	11.85%	215
Not sure	12.23%	222
<b>TOTAL</b>		<b>1,815</b>

### Q15 Seattle’s bike share programs have made it easier and faster for people to get where they need to go

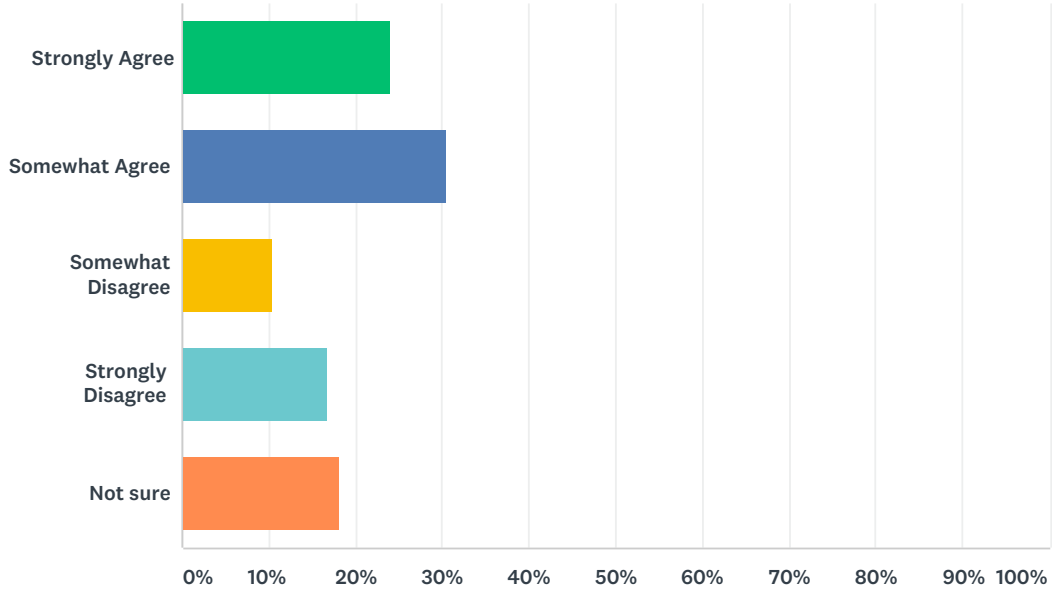
Answered: 1,814 Skipped: 69



ANSWER CHOICES	RESPONSES	
Strongly Agree	35.67%	647
Somewhat Agree	34.84%	632
Somewhat Disagree	9.04%	164
Strongly Disagree	9.98%	181
Not sure	10.47%	190
<b>TOTAL</b>		<b>1,814</b>

## Q16 Seattle's bike share programs have made commuting easier

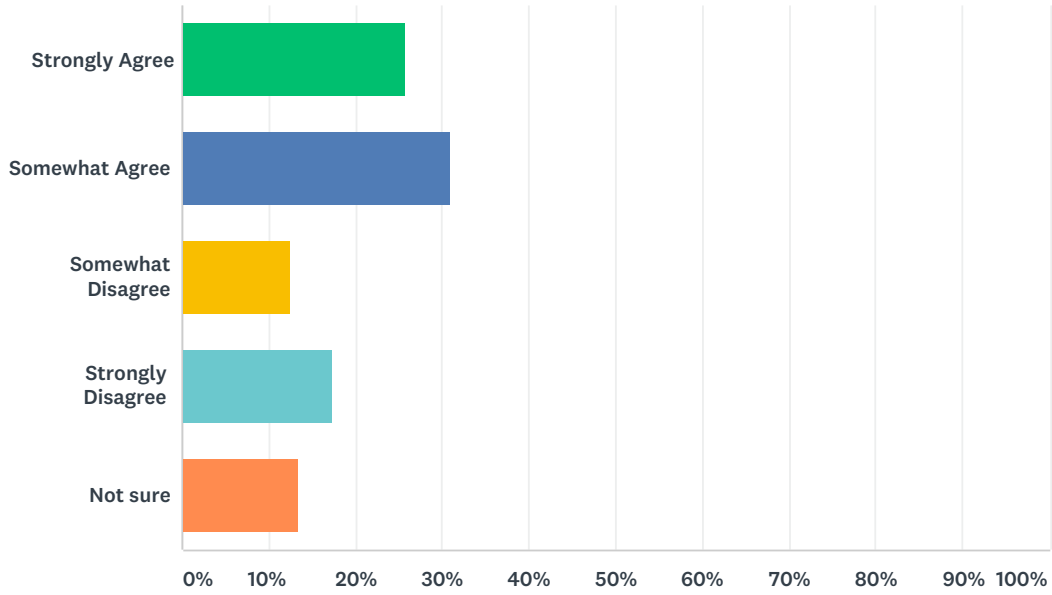
Answered: 1,811 Skipped: 72



ANSWER CHOICES	RESPONSES	
Strongly Agree	24.08%	436
Somewhat Agree	30.48%	552
Somewhat Disagree	10.44%	189
Strongly Disagree	16.79%	304
Not sure	18.22%	330
<b>TOTAL</b>		<b>1,811</b>

## Q17 Bike share programs help reduce car traffic

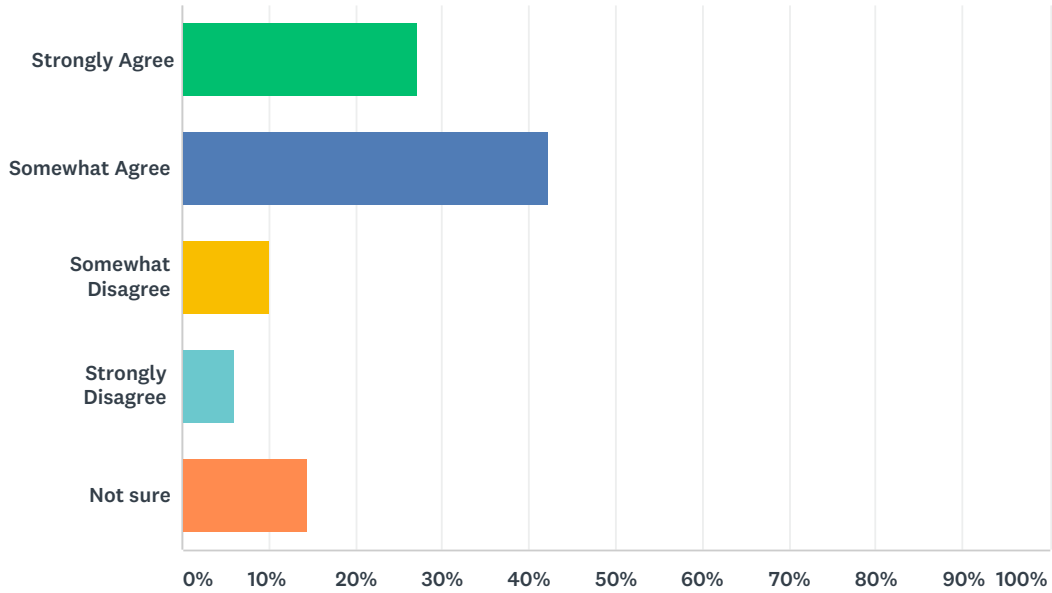
Answered: 1,814 Skipped: 69



ANSWER CHOICES	RESPONSES	
Strongly Agree	25.74%	467
Somewhat Agree	30.93%	561
Somewhat Disagree	12.57%	228
Strongly Disagree	17.42%	316
Not sure	13.34%	242
<b>TOTAL</b>		<b>1,814</b>

### Q18 There's always a bike share nearby when I need to go somewhere

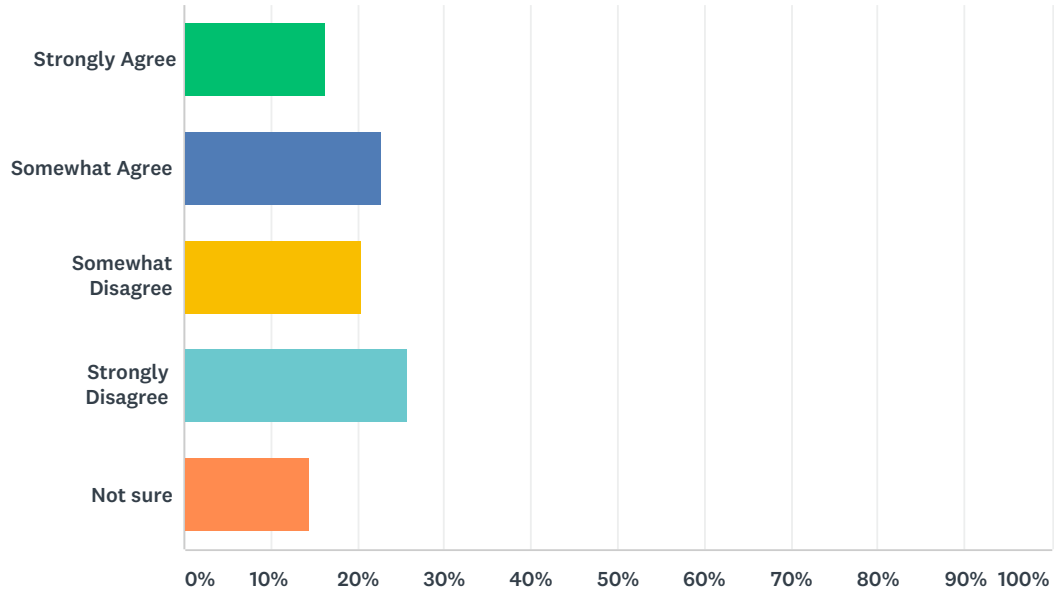
Answered: 1,811 Skipped: 72



ANSWER CHOICES	RESPONSES	
Strongly Agree	27.22%	493
Somewhat Agree	42.35%	767
Somewhat Disagree	9.94%	180
Strongly Disagree	6.07%	110
Not sure	14.41%	261
<b>TOTAL</b>		<b>1,811</b>

## Q19 Using bike share programs more would save me money on transportation

Answered: 1,815 Skipped: 68

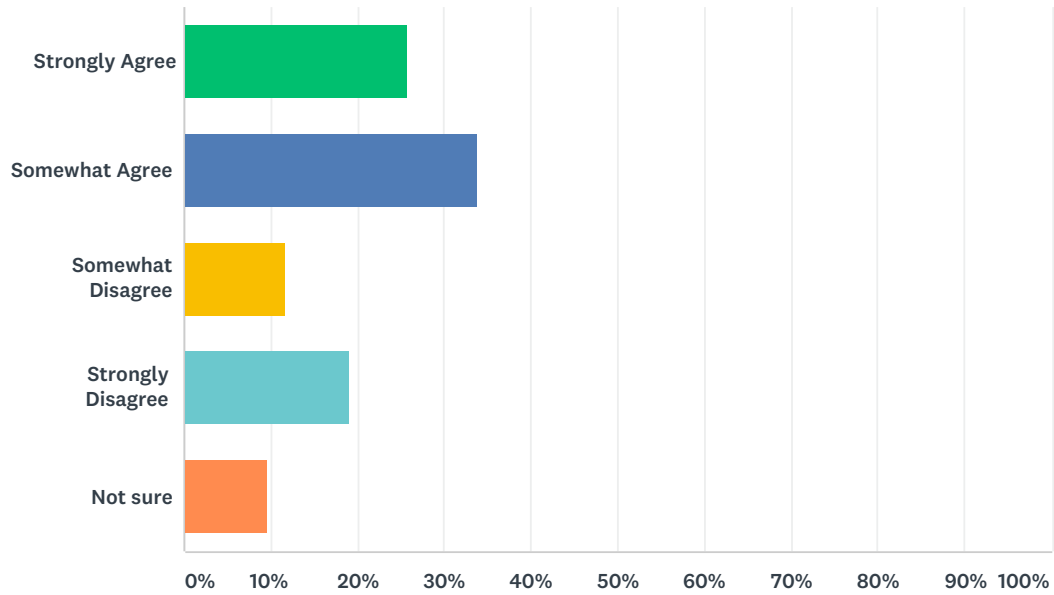


ANSWER CHOICES	RESPONSES	
Strongly Agree	16.36%	297
Somewhat Agree	22.87%	415
Somewhat Disagree	20.55%	373
Strongly Disagree	25.73%	467
Not sure	14.49%	263
<b>TOTAL</b>		<b>1,815</b>



## Q20 With Seattle's bike share programs, I have more options for exercise or recreation than I used to

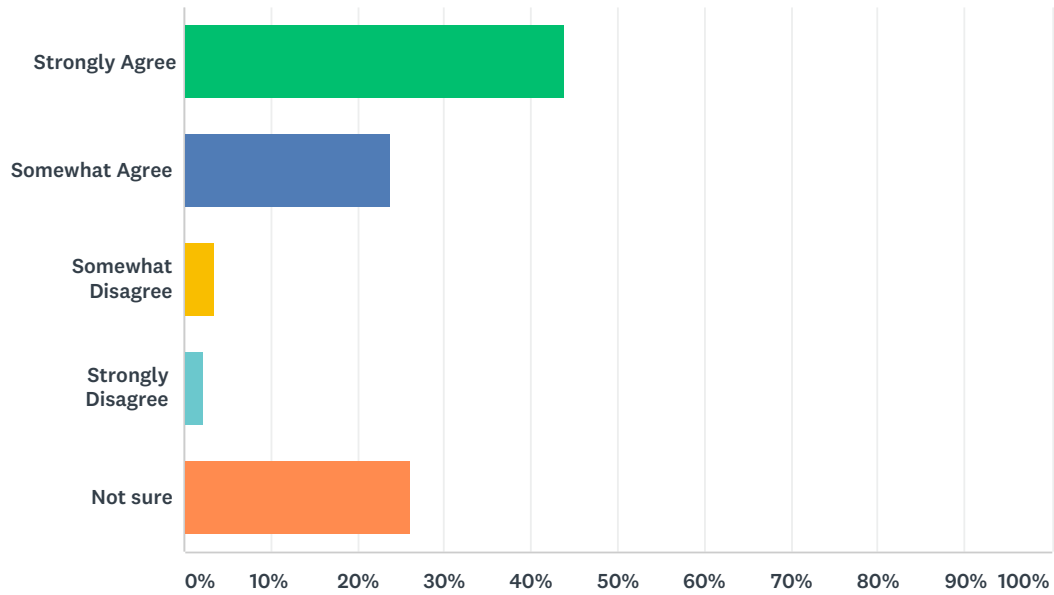
Answered: 1,811 Skipped: 72



ANSWER CHOICES	RESPONSES	
Strongly Agree	25.73%	466
Somewhat Agree	33.90%	614
Somewhat Disagree	11.82%	214
Strongly Disagree	19.00%	344
Not sure	9.55%	173
<b>TOTAL</b>		<b>1,811</b>

## Q21 It's easy to rent a bike through the bike sharing smartphone apps

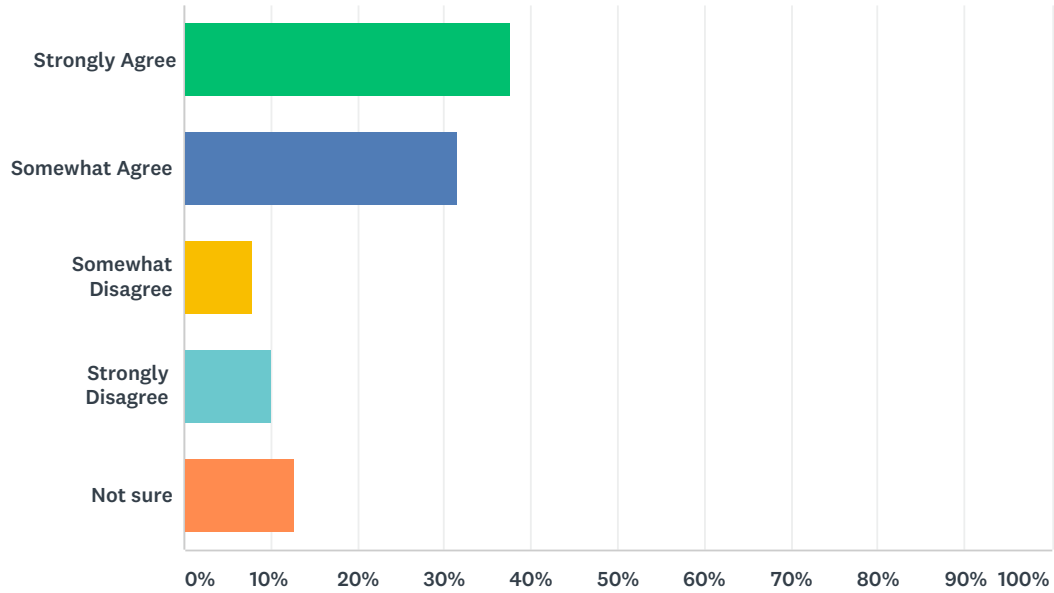
Answered: 1,810 Skipped: 73



ANSWER CHOICES	RESPONSES	
Strongly Agree	44.03%	797
Somewhat Agree	23.81%	431
Somewhat Disagree	3.59%	65
Strongly Disagree	2.32%	42
Not sure	26.24%	475
<b>TOTAL</b>		<b>1,810</b>

## Q22 Seattle’s bike share programs help reduce carbon emissions

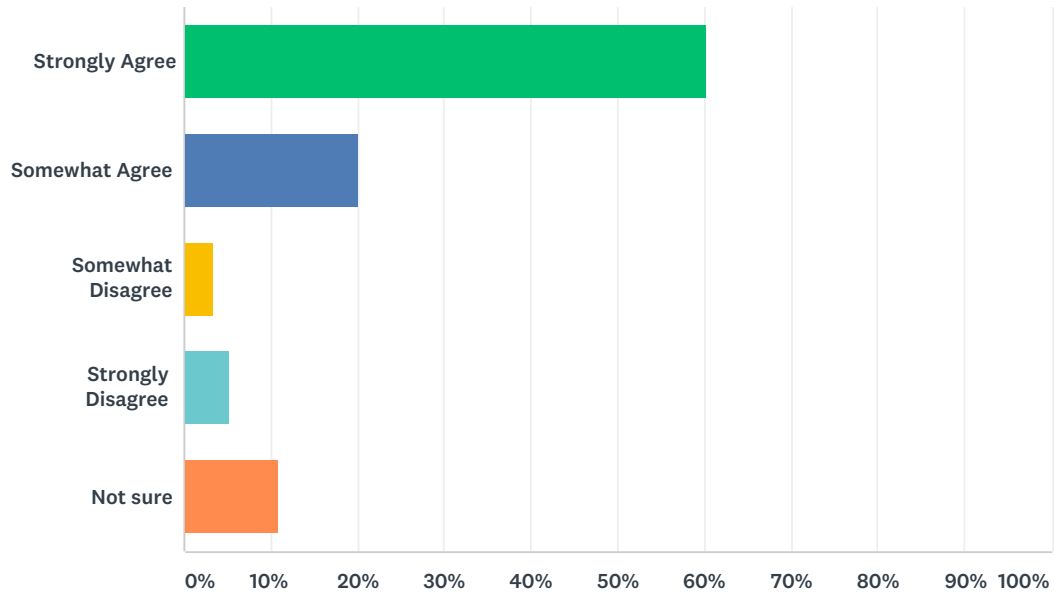
Answered: 1,810 Skipped: 73



ANSWER CHOICES	RESPONSES	
Strongly Agree	37.62%	681
Somewhat Agree	31.60%	572
Somewhat Disagree	7.96%	144
Strongly Disagree	10.06%	182
Not sure	12.76%	231
<b>TOTAL</b>		<b>1,810</b>

## Q23 I can ride a bike share without worrying about finding a place to securely store it or it being stolen

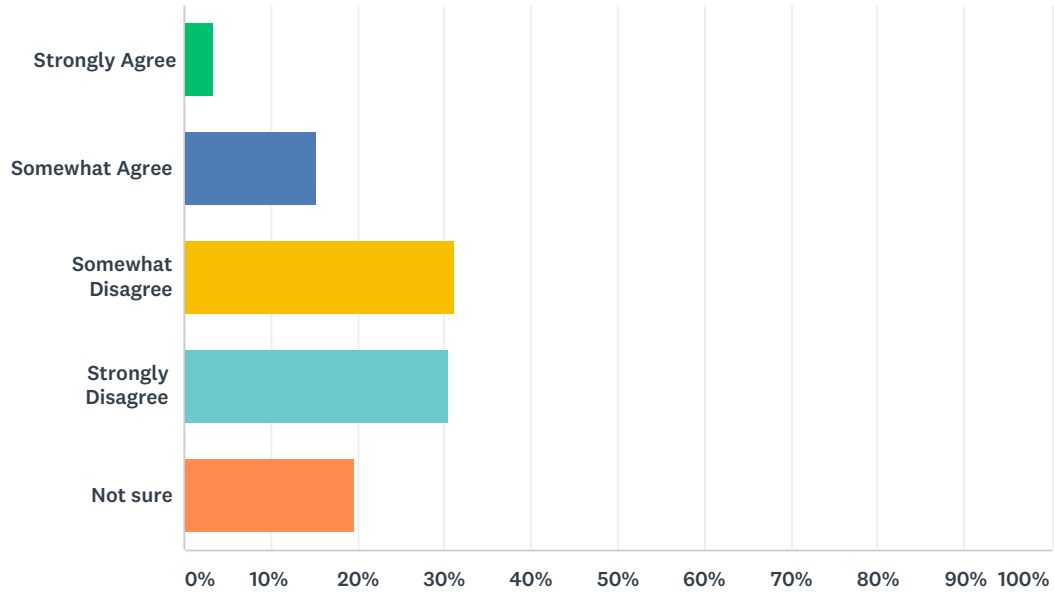
Answered: 1,808 Skipped: 75



ANSWER CHOICES	RESPONSES	
Strongly Agree	60.23%	1,089
Somewhat Agree	20.19%	365
Somewhat Disagree	3.37%	61
Strongly Disagree	5.25%	95
Not sure	10.95%	198
<b>TOTAL</b>		<b>1,808</b>

## Q24 There are too few bike shares near me when I need one

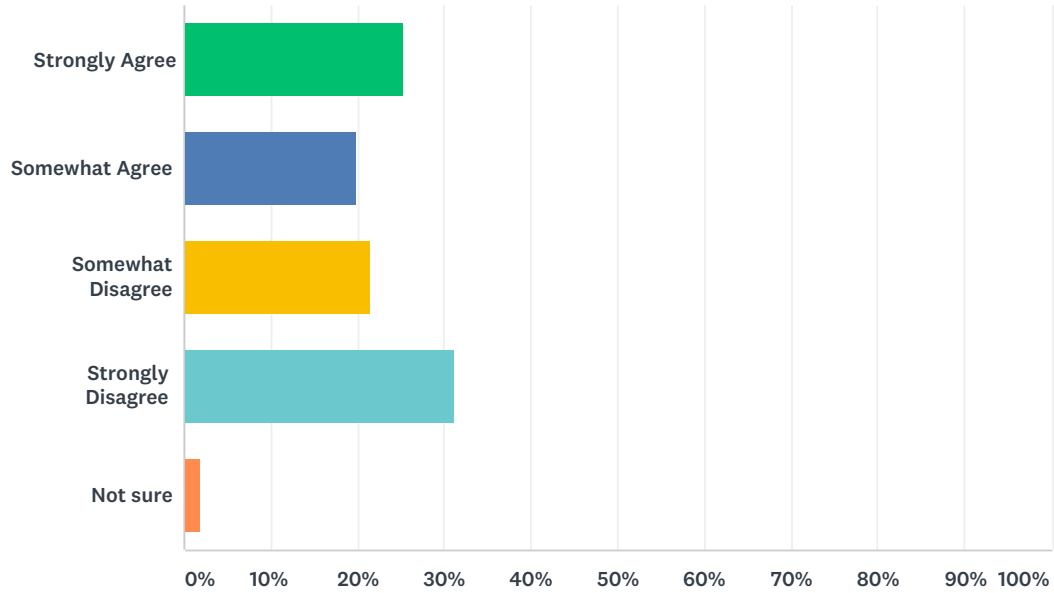
Answered: 1,787 Skipped: 96



ANSWER CHOICES	RESPONSES	
Strongly Agree	3.41%	61
Somewhat Agree	15.22%	272
Somewhat Disagree	31.23%	558
Strongly Disagree	30.44%	544
Not sure	19.70%	352
<b>TOTAL</b>		<b>1,787</b>

## Q25 Bike shares are often parked in my way

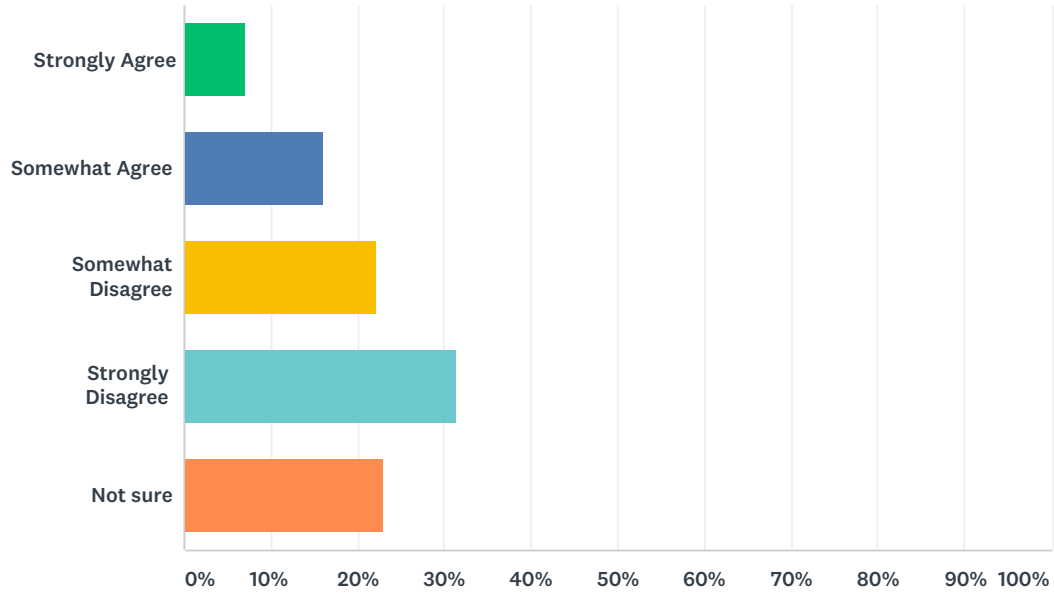
Answered: 1,791 Skipped: 92



ANSWER CHOICES	RESPONSES	
Strongly Agree	25.40%	455
Somewhat Agree	19.82%	355
Somewhat Disagree	21.61%	387
Strongly Disagree	31.21%	559
Not sure	1.95%	35
<b>TOTAL</b>		<b>1,791</b>

## Q26 The bike shares don't fit my size or physical needs

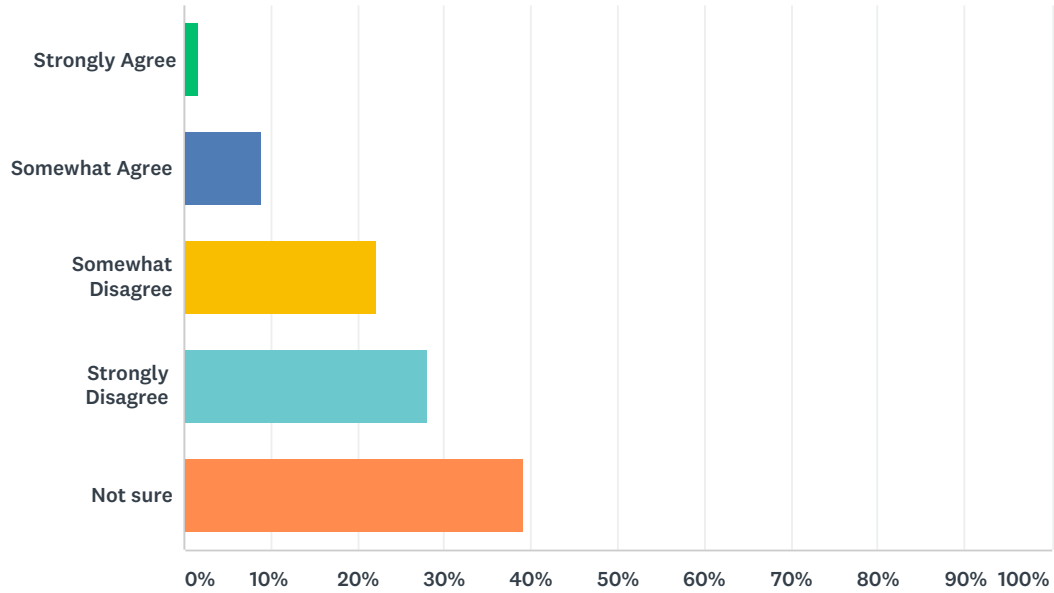
Answered: 1,784 Skipped: 99



ANSWER CHOICES	RESPONSES	
Strongly Agree	7.17%	128
Somewhat Agree	16.20%	289
Somewhat Disagree	22.20%	396
Strongly Disagree	31.33%	559
Not sure	23.09%	412
<b>TOTAL</b>		<b>1,784</b>

## Q27 The bike share apps are difficult to use, or don't work reliably

Answered: 1,790 Skipped: 93

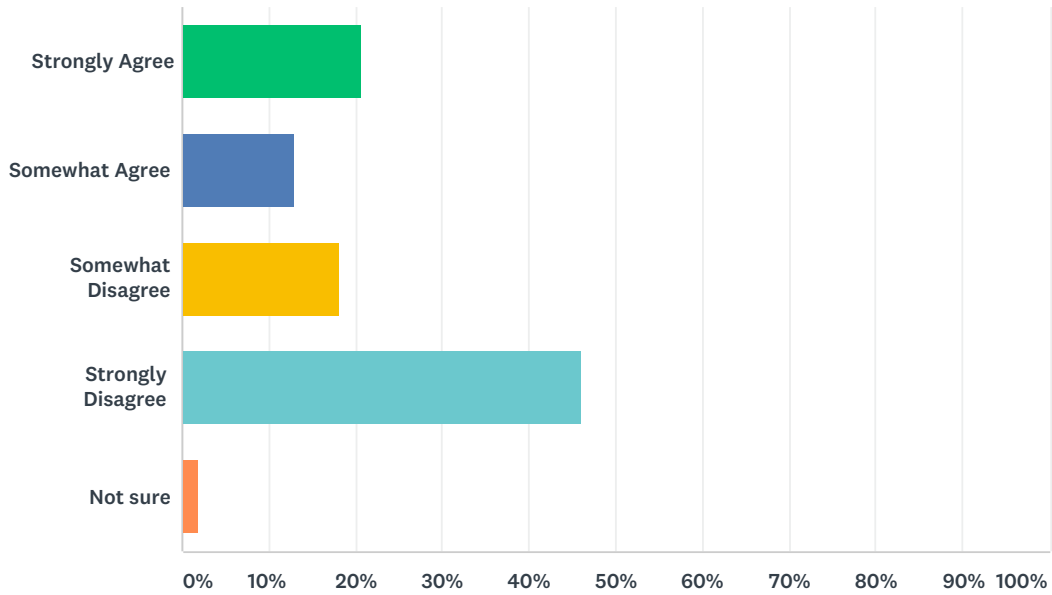


ANSWER CHOICES	RESPONSES	
Strongly Agree	1.73%	31
Somewhat Agree	8.99%	161
Somewhat Disagree	22.12%	396
Strongly Disagree	28.10%	503
Not sure	39.05%	699
TOTAL		1,790



## Q28 Having brightly colored bikes everywhere is an eyesore that takes away from the beauty of our city

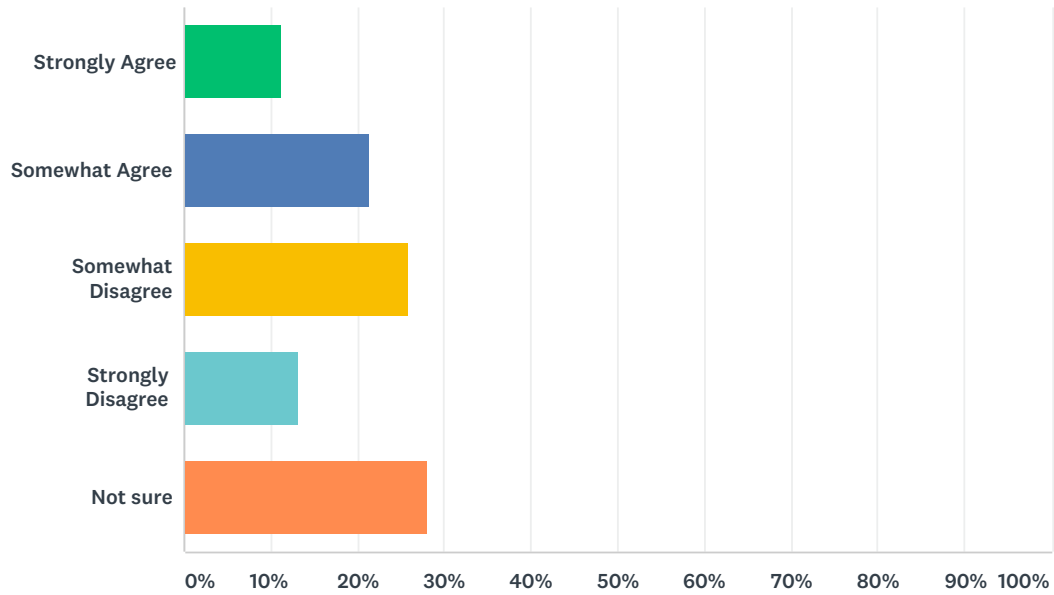
Answered: 1,791 Skipped: 92



ANSWER CHOICES	RESPONSES	
Strongly Agree	20.71%	371
Somewhat Agree	13.01%	233
Somewhat Disagree	18.26%	327
Strongly Disagree	46.06%	825
Not sure	1.95%	35
<b>TOTAL</b>		<b>1,791</b>

## Q29 The bike shares aren't well-maintained

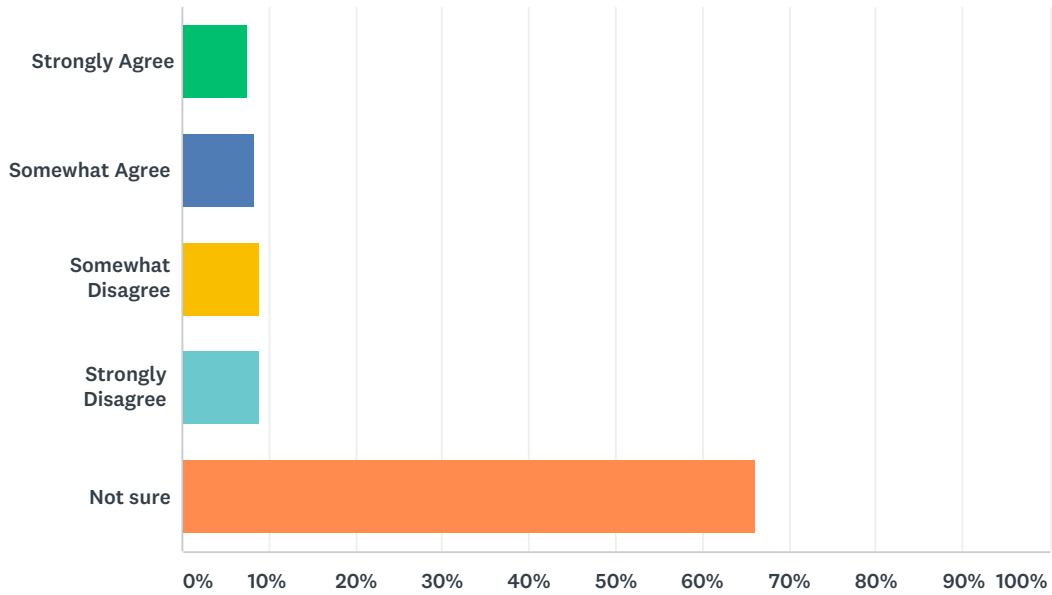
Answered: 1,791 Skipped: 92



ANSWER CHOICES	RESPONSES	
Strongly Agree	11.28%	202
Somewhat Agree	21.44%	384
Somewhat Disagree	26.02%	466
Strongly Disagree	13.23%	237
Not sure	28.03%	502
<b>TOTAL</b>		<b>1,791</b>

### Q30 The companies that operate the bike shares don't respond quickly enough to requests

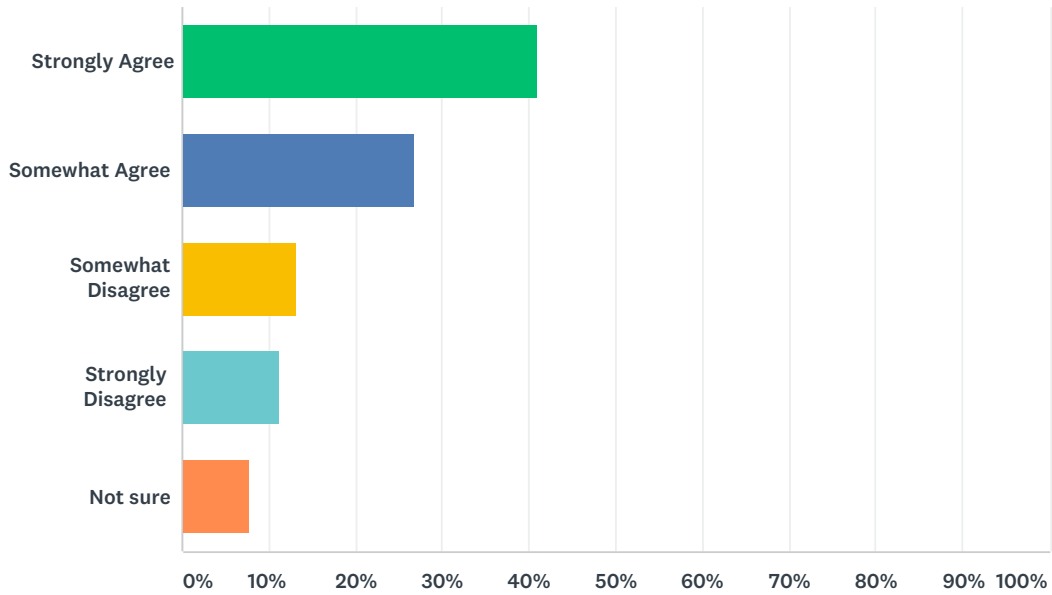
Answered: 1,791 Skipped: 92



ANSWER CHOICES	RESPONSES	
Strongly Agree	7.54%	135
Somewhat Agree	8.38%	150
Somewhat Disagree	8.93%	160
Strongly Disagree	8.99%	161
Not sure	66.16%	1,185
<b>TOTAL</b>		<b>1,791</b>

### Q31 There aren't enough bike trails or protected bike lanes where I want to go

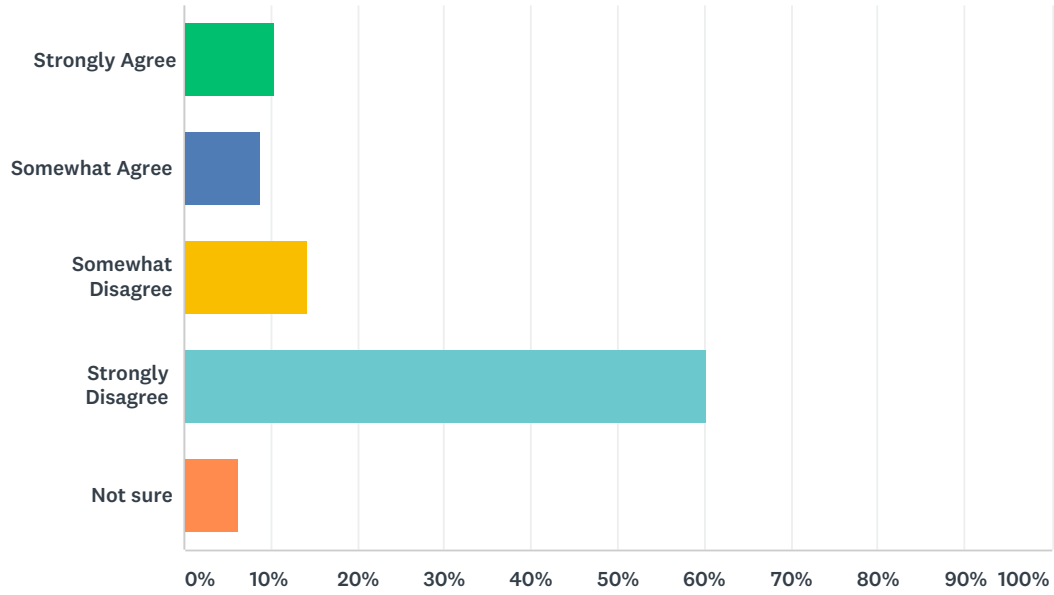
Answered: 1,792 Skipped: 91



ANSWER CHOICES	RESPONSES	
Strongly Agree	41.07%	736
Somewhat Agree	26.73%	479
Somewhat Disagree	13.17%	236
Strongly Disagree	11.33%	203
Not sure	7.70%	138
<b>TOTAL</b>		<b>1,792</b>

### Q32 Having more bikes on the road just makes traffic worse

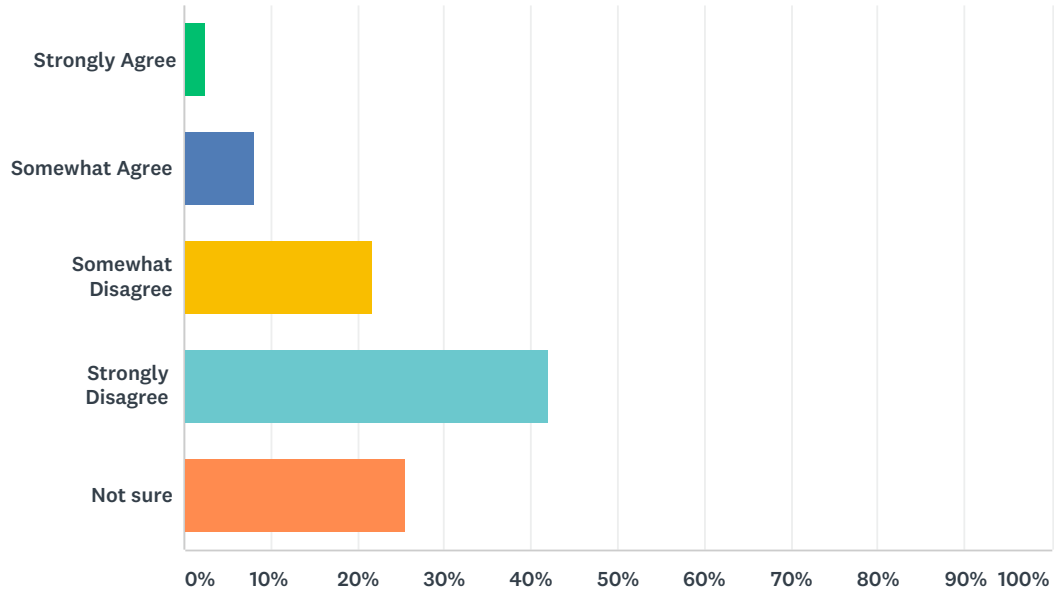
Answered: 1,789 Skipped: 94



ANSWER CHOICES	RESPONSES	
Strongly Agree	10.45%	187
Somewhat Agree	8.72%	156
Somewhat Disagree	14.20%	254
Strongly Disagree	60.31%	1,079
Not sure	6.32%	113
<b>TOTAL</b>		<b>1,789</b>

### Q33 Bike shares are too expensive for me to use them frequently

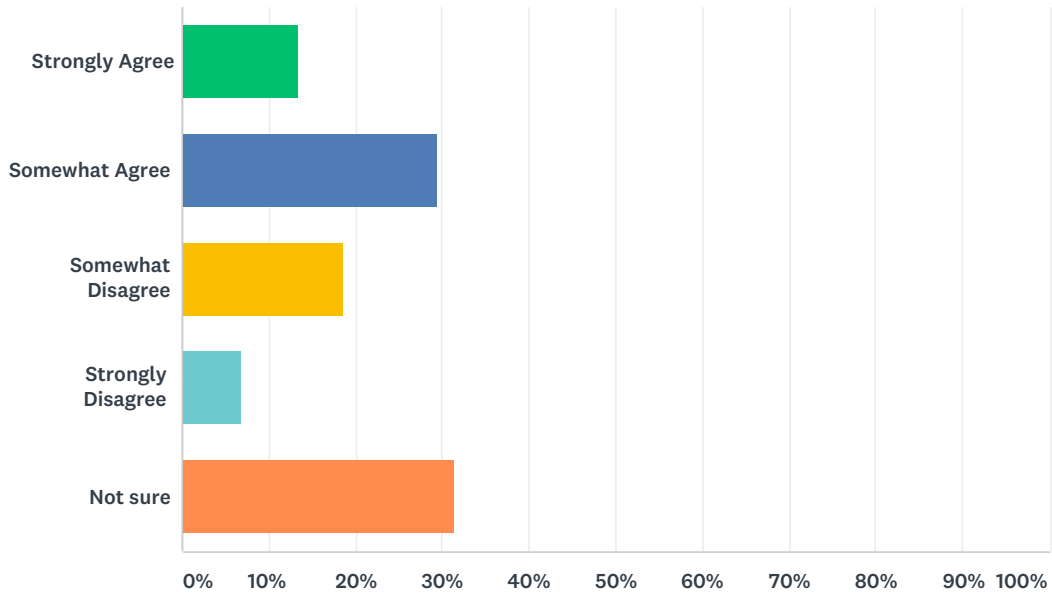
Answered: 1,785 Skipped: 98



ANSWER CHOICES	RESPONSES	
Strongly Agree	2.41%	43
Somewhat Agree	8.12%	145
Somewhat Disagree	21.79%	389
Strongly Disagree	42.07%	751
Not sure	25.60%	457
<b>TOTAL</b>		<b>1,785</b>

### Q34 The weight of the bike shares makes them difficult to use safely in traffic or going up hills

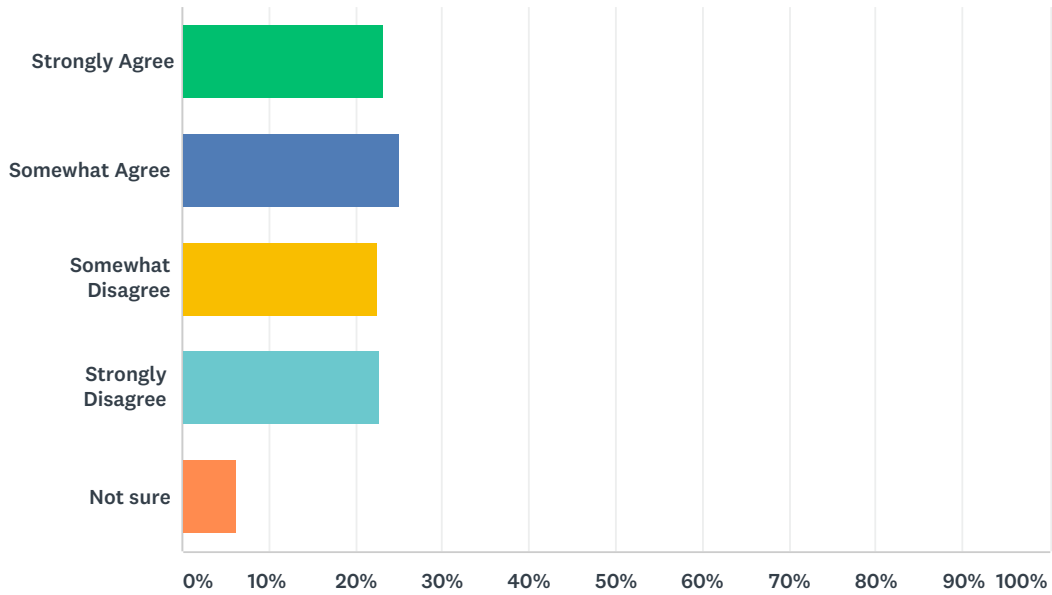
Answered: 1,788 Skipped: 95



ANSWER CHOICES	RESPONSES	
Strongly Agree	13.42%	240
Somewhat Agree	29.59%	529
Somewhat Disagree	18.57%	332
Strongly Disagree	6.99%	125
Not sure	31.43%	562
<b>TOTAL</b>		<b>1,788</b>

### Q35 Bike sharing means more bicyclists on the roads who don't follow or know the rules

Answered: 1,793 Skipped: 90

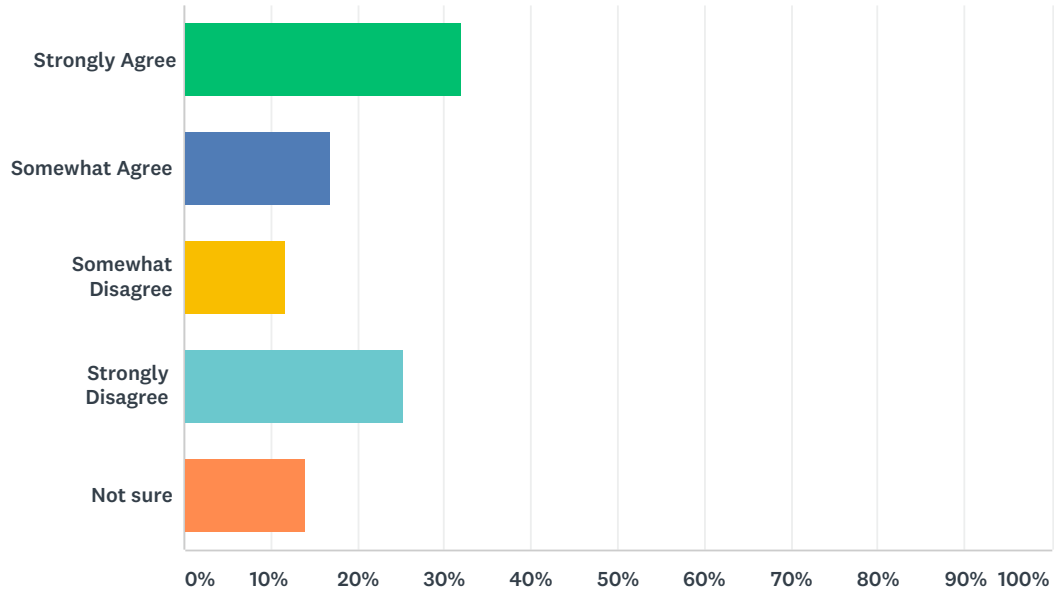


ANSWER CHOICES	RESPONSES	
Strongly Agree	23.15%	415
Somewhat Agree	25.10%	450
Somewhat Disagree	22.64%	406
Strongly Disagree	22.87%	410
Not sure	6.25%	112
<b>TOTAL</b>		<b>1,793</b>



### Q36 Too many bike share users ride without helmets

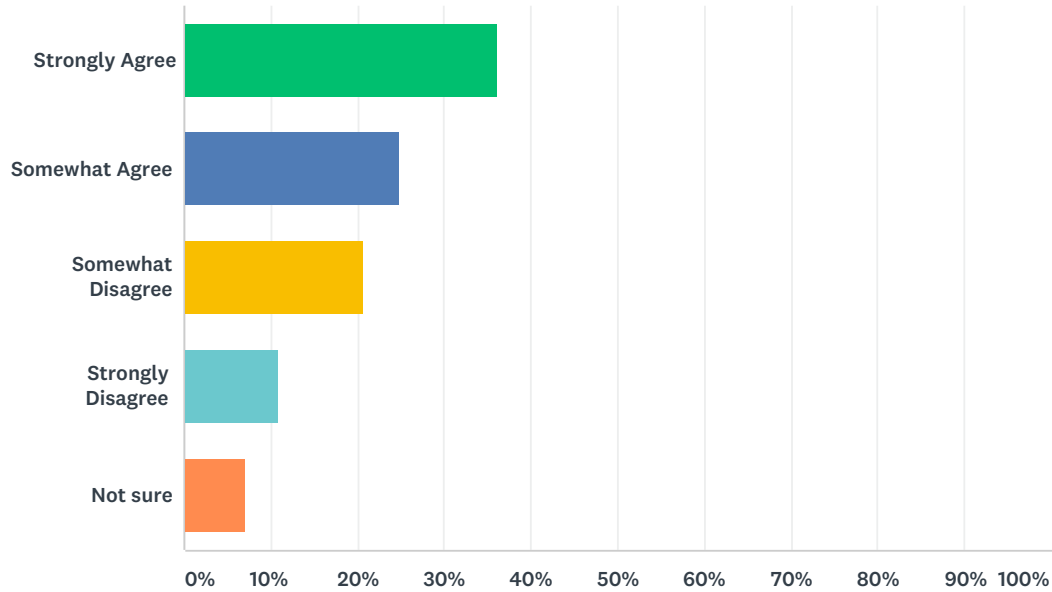
Answered: 1,789 Skipped: 94



ANSWER CHOICES	RESPONSES	
Strongly Agree	32.08%	574
Somewhat Agree	16.94%	303
Somewhat Disagree	11.79%	211
Strongly Disagree	25.21%	451
Not sure	13.97%	250
<b>TOTAL</b>		<b>1,789</b>

### Q37 Bike shares are often parked in the middle of sidewalks or blocking curb ramps, making it more difficult for those with visual and physical disabilities to get around the city

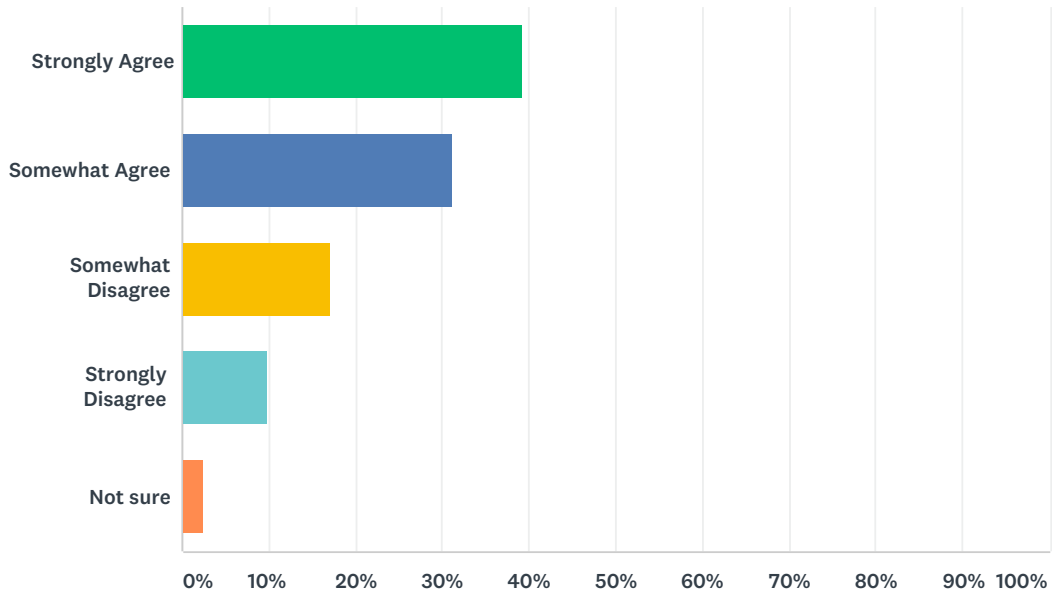
Answered: 1,793 Skipped: 90



ANSWER CHOICES	RESPONSES
Strongly Agree	36.20% 649
Somewhat Agree	24.93% 447
Somewhat Disagree	20.75% 372
Strongly Disagree	10.93% 196
Not sure	7.19% 129
<b>TOTAL</b>	<b>1,793</b>

### Q38 Too many bike shares wind up toppled over, littered in parks, dumped in ditches, and left in other places where they don't belong

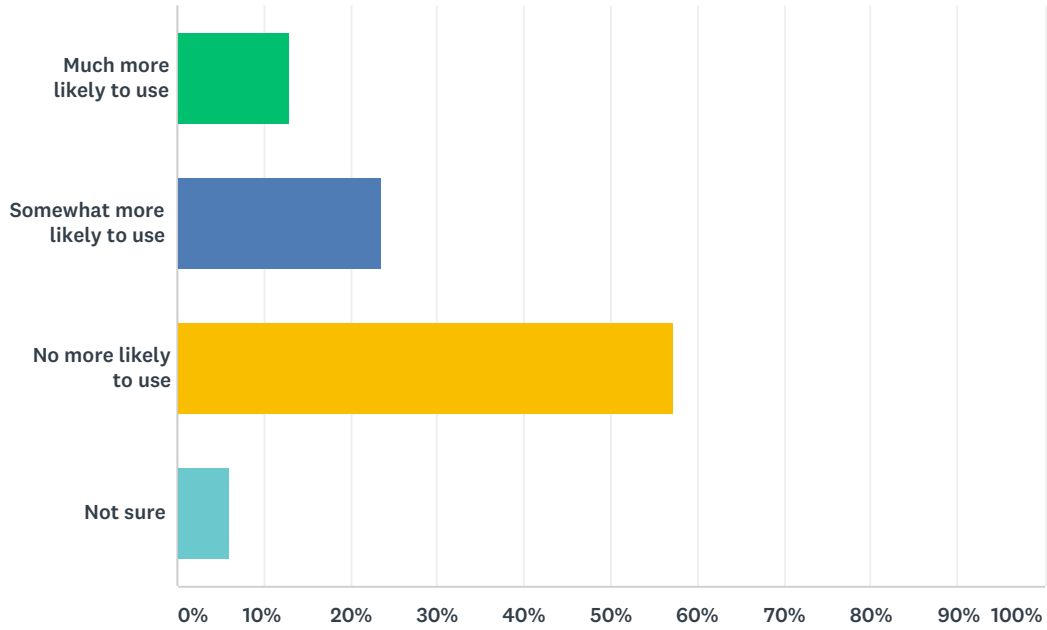
Answered: 1,792 Skipped: 91



ANSWER CHOICES	RESPONSES	
Strongly Agree	39.34%	705
Somewhat Agree	31.19%	559
Somewhat Disagree	17.19%	308
Strongly Disagree	9.82%	176
Not sure	2.46%	44
<b>TOTAL</b>		<b>1,792</b>

### Q39 It was more clear where bike shares should be parked

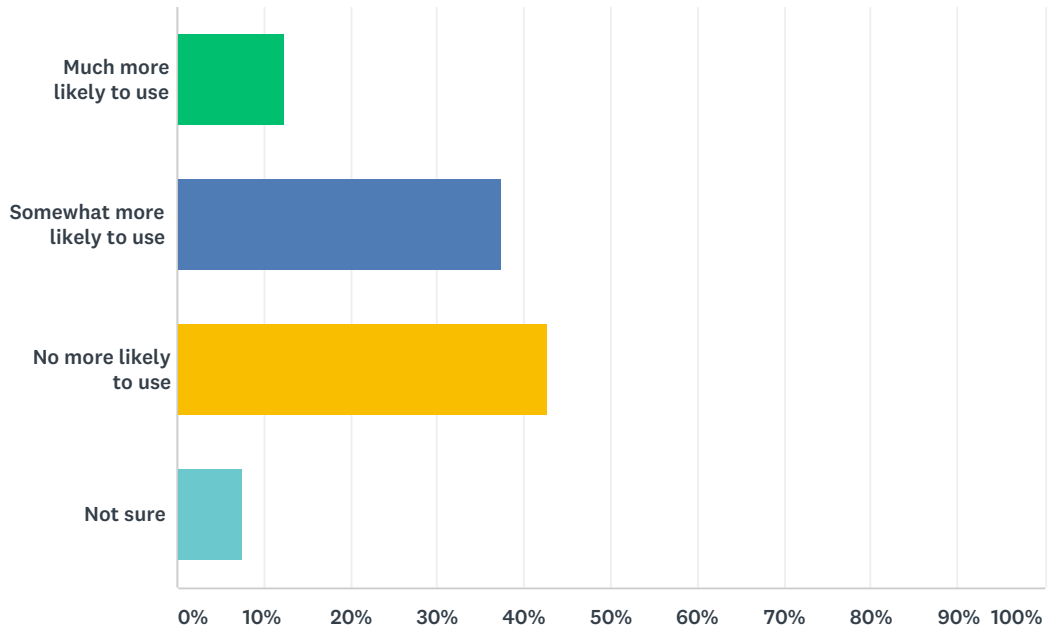
Answered: 1,771 Skipped: 112



ANSWER CHOICES	RESPONSES	
Much more likely to use	12.93%	229
Somewhat more likely to use	23.60%	418
No more likely to use	57.37%	1,016
Not sure	6.10%	108
TOTAL		1,771

## Q40 Bike shares had larger baskets for carrying groceries and other items

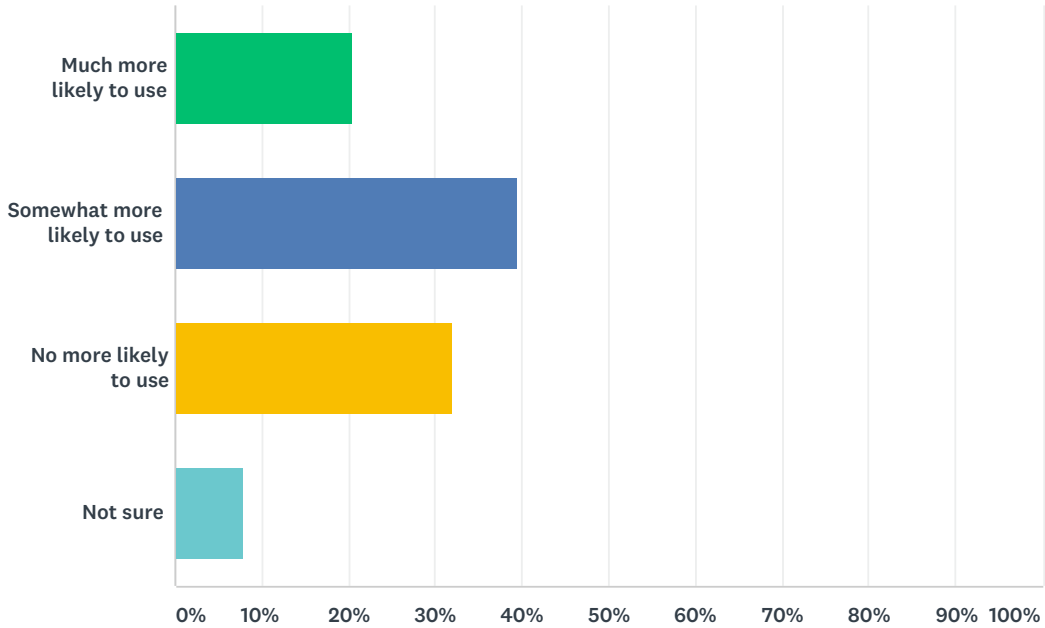
Answered: 1,766 Skipped: 117



ANSWER CHOICES	RESPONSES	
Much more likely to use	12.34%	218
Somewhat more likely to use	37.43%	661
No more likely to use	42.70%	754
Not sure	7.53%	133
<b>TOTAL</b>		<b>1,766</b>

## Q41 Bike shares were lighter and easier to maneuver

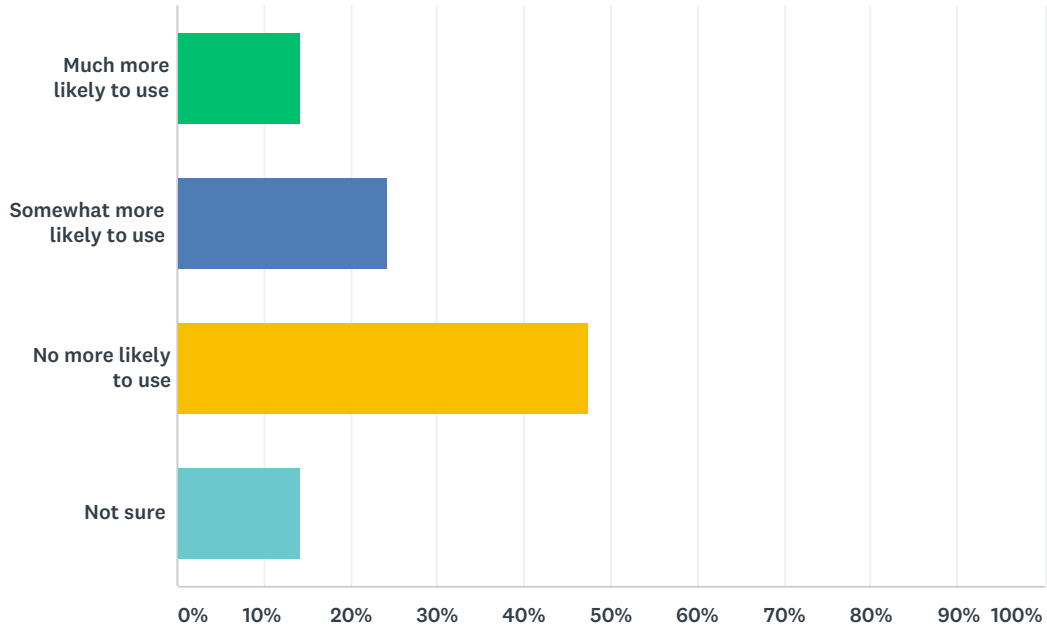
Answered: 1,766 Skipped: 117



ANSWER CHOICES	RESPONSES	
Much more likely to use	20.50%	362
Somewhat more likely to use	39.47%	697
No more likely to use	32.05%	566
Not sure	7.98%	141
TOTAL		1,766

## Q42 Bike shares were more affordable and easier to pay for on the go

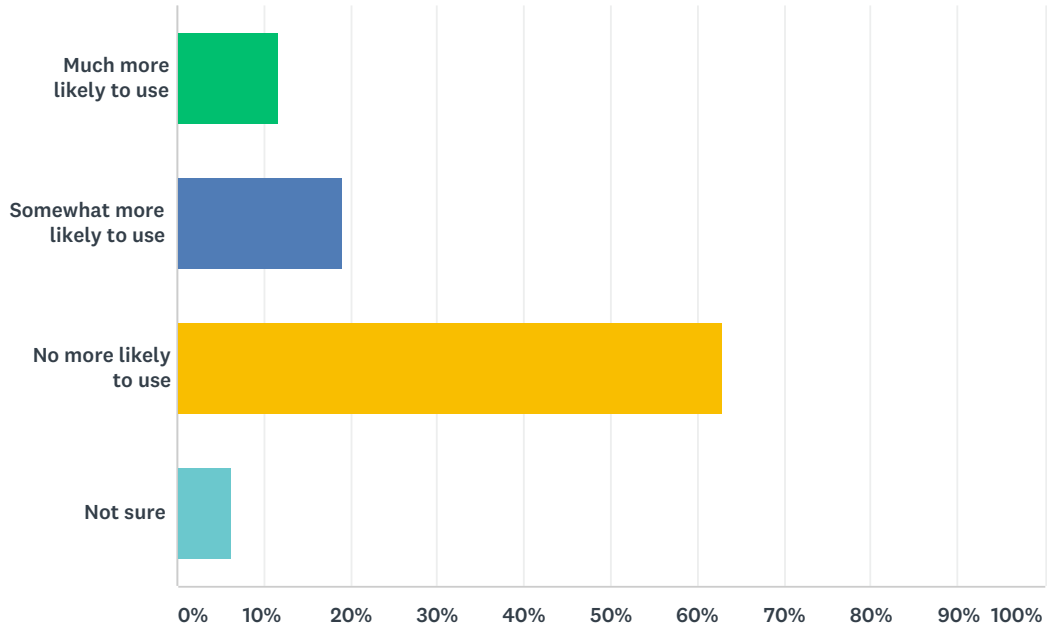
Answered: 1,767 Skipped: 116



ANSWER CHOICES	RESPONSES	
Much more likely to use	14.20%	251
Somewhat more likely to use	24.22%	428
No more likely to use	47.43%	838
Not sure	14.15%	250
TOTAL		1,767

### Q43 There were helmets to rent with the bike share

Answered: 1,768 Skipped: 115

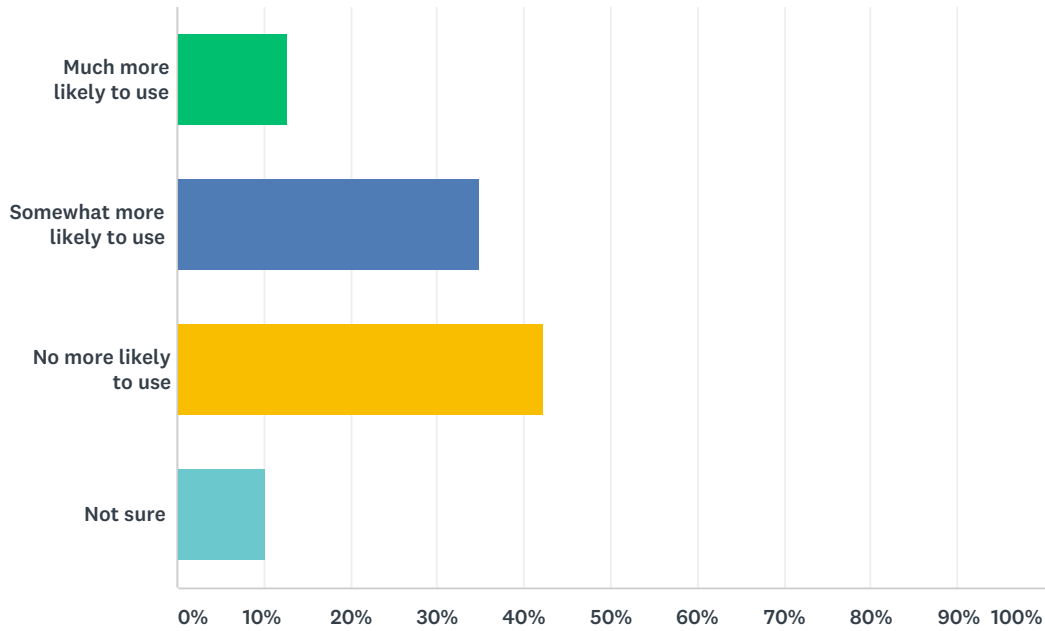


ANSWER CHOICES	RESPONSES	
Much more likely to use	11.76%	208
Somewhat more likely to use	19.06%	337
No more likely to use	62.90%	1,112
Not sure	6.28%	111
TOTAL		1,768



### Q44 It was possible to lock the bike share temporarily in the middle of a trip

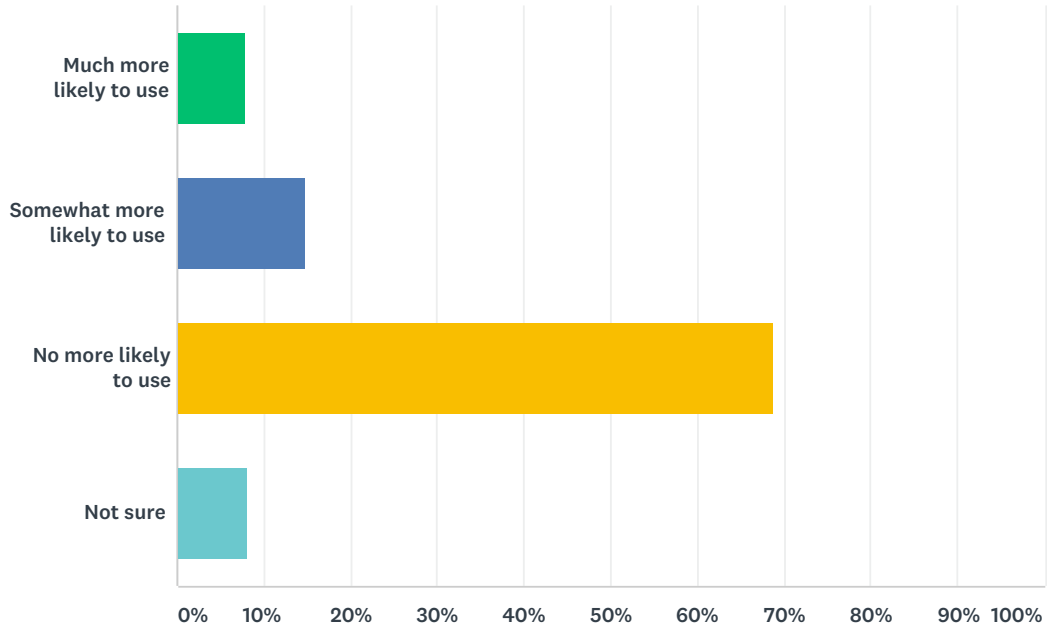
Answered: 1,771 Skipped: 112



ANSWER CHOICES	RESPONSES	
Much more likely to use	12.76%	226
Somewhat more likely to use	34.84%	617
No more likely to use	42.18%	747
Not sure	10.22%	181
<b>TOTAL</b>		<b>1,771</b>

### Q45 It was possible to rent a bike share without using a smartphone

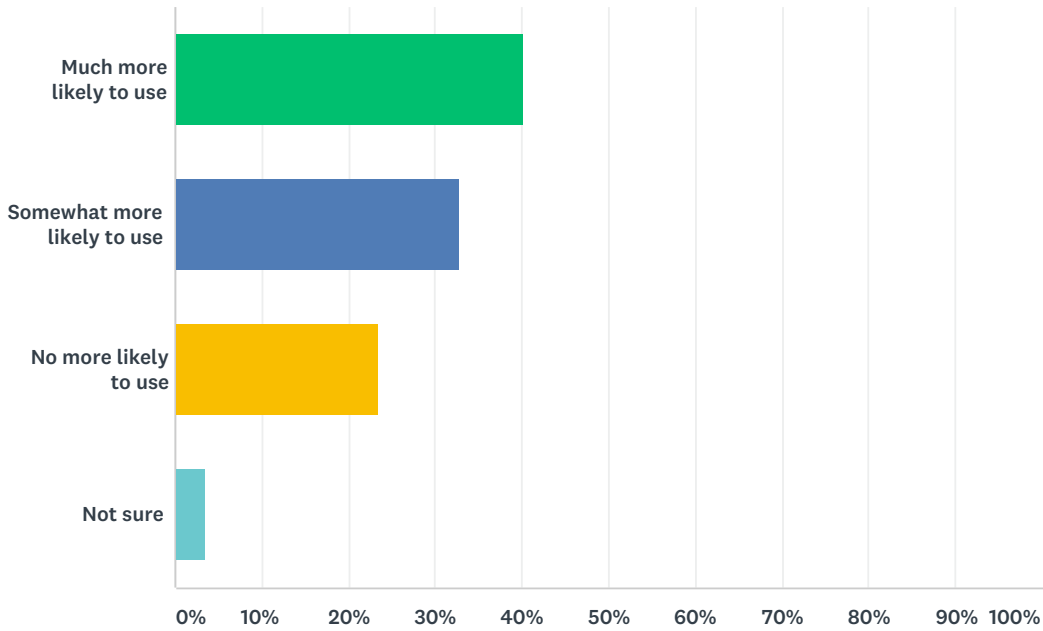
Answered: 1,767 Skipped: 116



ANSWER CHOICES	RESPONSES	
Much more likely to use	8.04%	142
Somewhat more likely to use	14.88%	263
No more likely to use	68.87%	1,217
Not sure	8.21%	145
TOTAL		1,767

### Q46 Bike share programs offered electric-assist bicycles that help the rider maintain their speed and climb hills

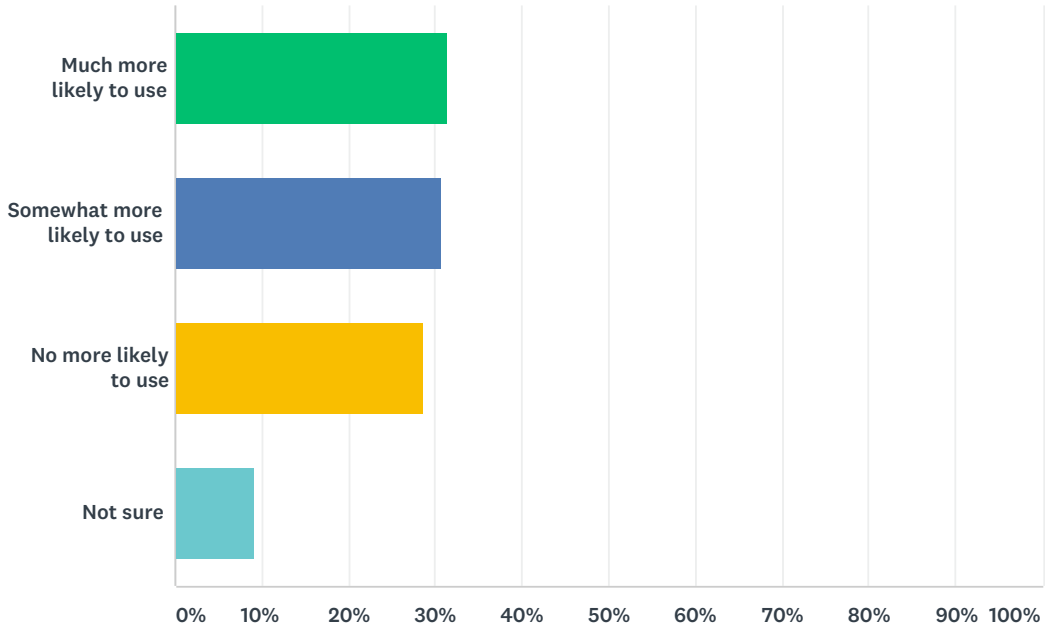
Answered: 1,766 Skipped: 117



ANSWER CHOICES	RESPONSES	
Much more likely to use	40.09%	708
Somewhat more likely to use	32.84%	580
No more likely to use	23.44%	414
Not sure	3.62%	64
TOTAL		1,766

## Q47 Making connections to public transit easy and reliable

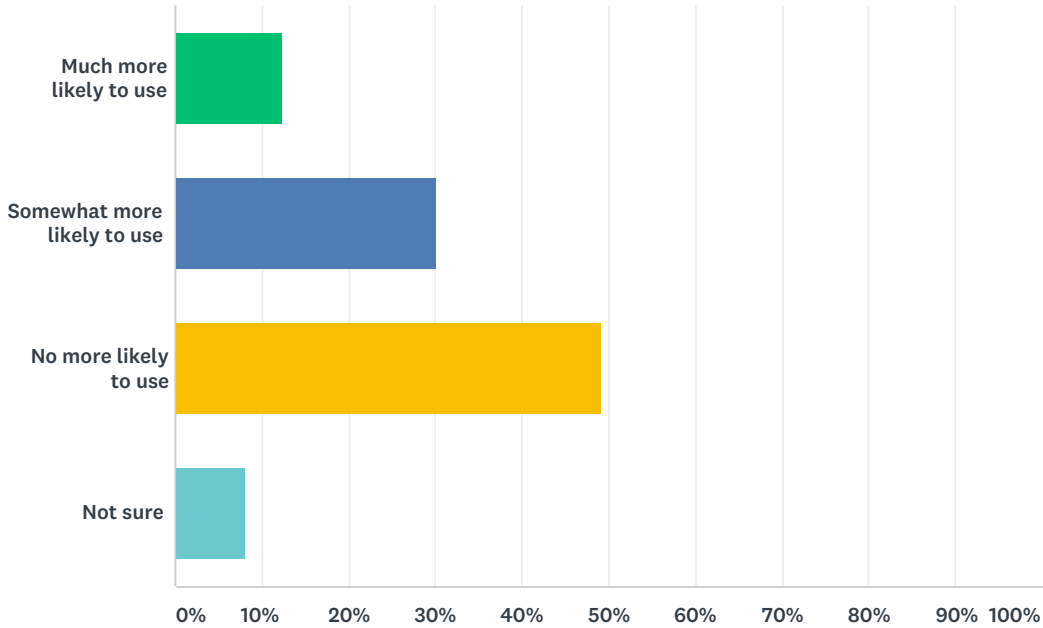
Answered: 1,765 Skipped: 118



ANSWER CHOICES	RESPONSES	
Much more likely to use	31.33%	553
Somewhat more likely to use	30.82%	544
No more likely to use	28.67%	506
Not sure	9.18%	162
TOTAL		1,765

### Q48 Bike share programs offered a range of other cycles that allowed for a wider range of uses (e.g. tandem/two-person cycles and cargo tricycles for carrying loads)

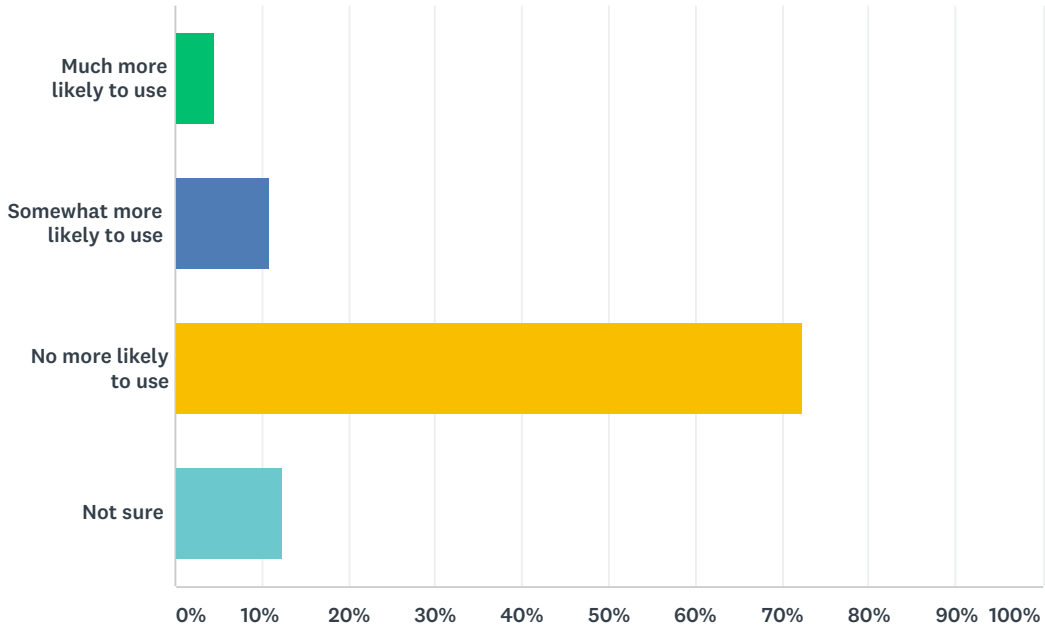
Answered: 1,768 Skipped: 115



ANSWER CHOICES	RESPONSES	
Much more likely to use	12.44%	220
Somewhat more likely to use	30.20%	534
No more likely to use	49.15%	869
Not sure	8.20%	145
<b>TOTAL</b>		<b>1,768</b>

### Q49 Bike share programs offered a range of other adaptive cycles that made bike sharing accessible for riders with physical disabilities (e.g. recumbent or hand-pedaled tricycles)

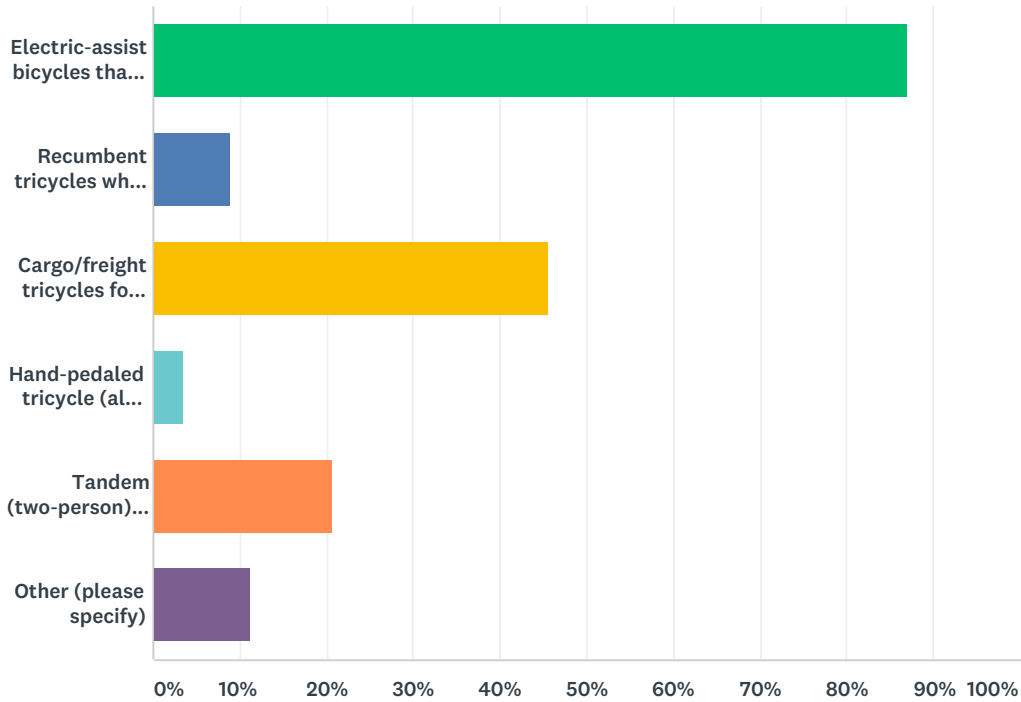
Answered: 1,769 Skipped: 114



ANSWER CHOICES	RESPONSES	
Much more likely to use	4.52%	80
Somewhat more likely to use	10.80%	191
No more likely to use	72.30%	1,279
Not sure	12.38%	219
TOTAL		1,769

**Q50 In addition to conventional two-wheeled bicycles, there are several other kinds of bikes out there. If some of these other models were added to Seattle’s bike share system, which ones would you be likely to use?  
Please select all that apply.**

Answered: 1,446 Skipped: 437



ANSWER CHOICES	RESPONSES	
Electric-assist bicycles that help you maintain your speed and climb hills	87.07%	1,259
Recumbent tricycles where the rider leans back in a chair	8.92%	129
Cargo/freight tricycles for carrying loads	45.64%	660
Hand-pedaled tricycle (also known as a "handcycle")	3.46%	50
Tandem (two-person) cycle	20.75%	300
Other (please specify)	11.20%	162
Total Respondents: 1,446		

**Q51 Besides the responses you have already given, do you have any other comments or suggestions about the bike share programs currently operating in Seattle?**

Answered: 988 Skipped: 895