



Neighborhood Street Fund

2019-2021 Cycle

June Update

June 4, 2019

Seattle Department of Transportation



City of Seattle

Briefing Purpose

- Outline NSF program and budget for 2019-2021 cycle
- Update Targeted Outreach During Phase 3 Vote
- Outline next steps in preparation for Final Selection phase
- Final Selection Phase (LOC step)



Program and Budget

- Three, 3-year cycles during levy
 - One cycle = select/design/build projects
- Funded by Levy to Move Seattle
- Up to \$8M per cycle
- Community identified
- Projects between \$100K and \$1M

2016 Process



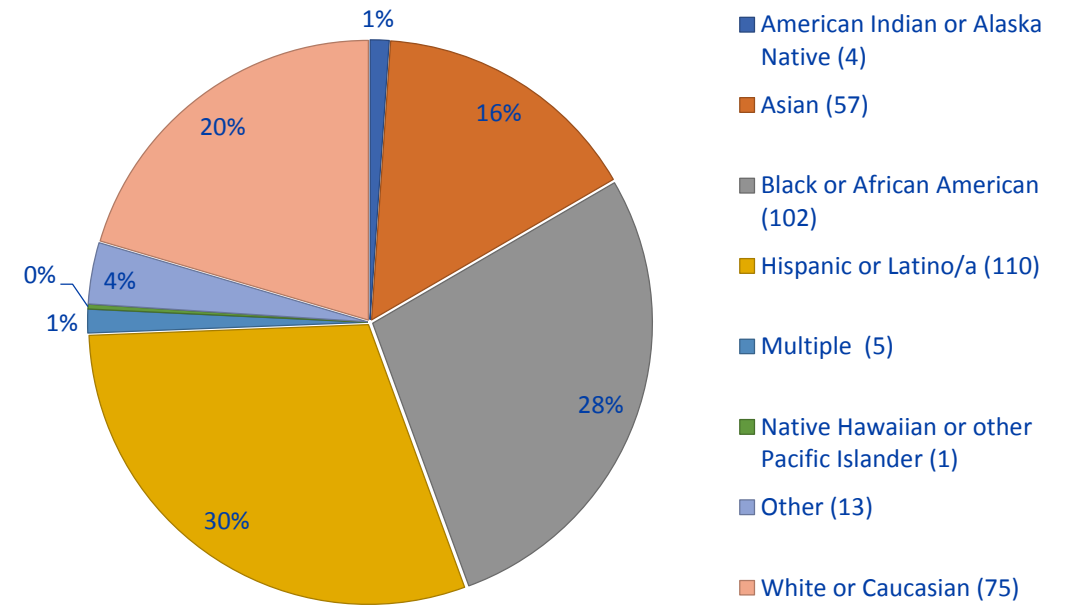
2019 Process



Targeted Outreach During Vote Phase

- Additional outreach in Districts 1, 2 and 5
 - Paper ballots vs online ballots
 - Online voter breakdown – 80% White, above age 50, live in D6
 - Paper ballots - successful with non-English speakers and POC
 - Total Events: 8
 - Pop-Up Events, Community Dinners, Voter Education Outreach Events, Open Houses
 - Ballots in 8 Languages
 - Number of Voters: 432
- NOTE: Demographic information was obtained through an optional survey.

Participation By Race/Ethnicity



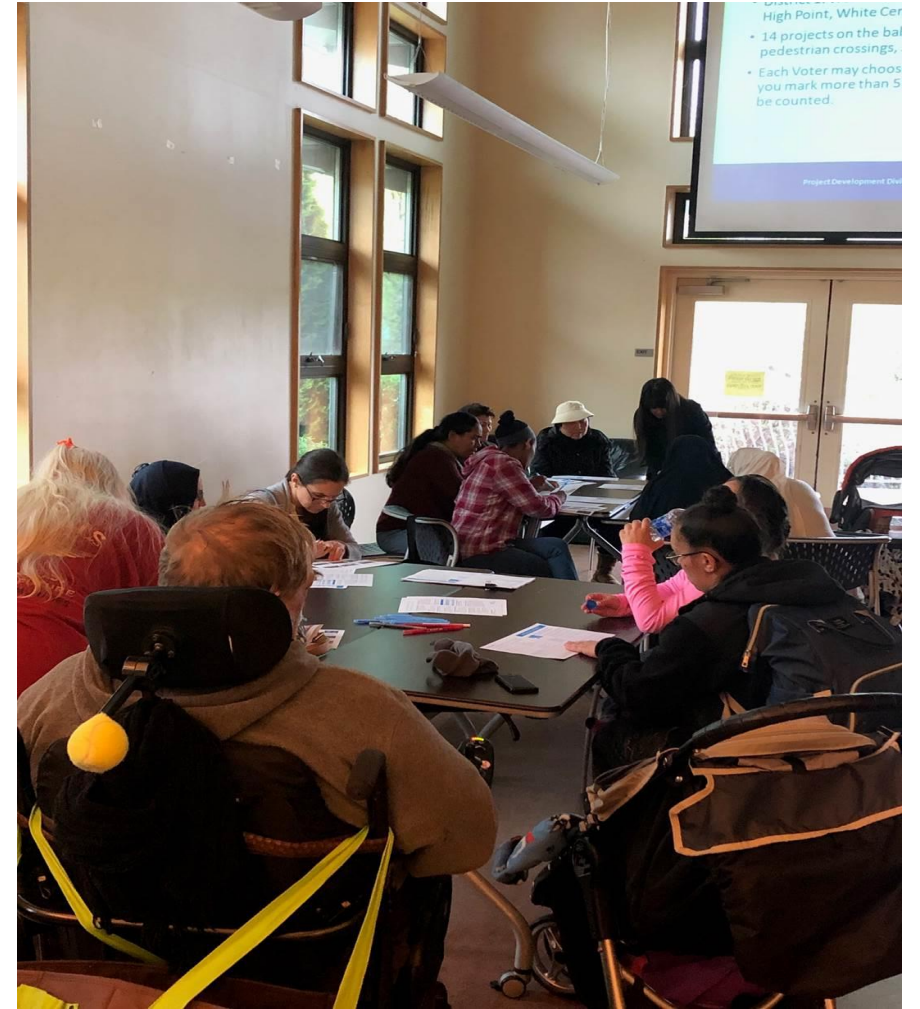
What We Heard...

“NSF gave us the opportunity to talk to our neighbors from different languages and cultures, and share an interest in improving our community and participating in the process by having materials and ballots in language”.

–Asmeret, District 2

“NSF was a good opportunity for our community to have a voice...in Spanish, the language we speak at home... we’re confident that with all the lessons learned in this cycle and with the targeted outreach, our needs and perspectives will be better included during the next one.”

-Cesar, District 5



Neighborhood House Community Dinner,
4/25/19



Phase 3 – Public Vote Summary

- Voting phase officially ended on Sunday, May 5th.
 - Received over 6,750 votes online
 - Additional 700 in-person votes collected at library ballot boxes or at targeted outreach events.
- Top 3 projects per district to be designed pending review, with projects 4 and 5 ready to backfill in case of removals.
- Top 3 projects from Equity events to be reviewed/added if not already included in initial top 5 list.

District 1 Results

1. 2019-153: Delridge to WSB Bicycle/Trail Connections
2. 2019-172: Upgraded Crossings on California Ave SW
3. 2019-236: Westwood Village Pedestrian Improvements
4. 2019-138: Delridge Way SW Pedestrian Improvements
5. 2019-19: Highland Park Way SW and SW Holden St Intersection Improvements

District 2 Results

1. 2019-160: Columbia City Intersection Improvements
2. 2019-128: Kubota Garden Pedestrian Improvements
3. 2019-13: Connect Georgetown to South Park
4. 2019-281: Rainier Beach Roundabout
5. 2019-68: Rainier Vista Pocket Park
6. 2019-108 (Eq): Beacon Ave Mobility Improvements

District 3 Results

1. 2019-163: 28th Ave E Commuter Traffic Reduction
2. 2019-26: Broadway and Olive/John Signal Improvements
3. 2019-1: Lakeview Blvd Sidewalk Connection
4. 2019-24: 23rd Ave S and E Yesler Way Improvements
5. 2019-29: Lower Olive Way Improvements

Green: top three projects from equity-focused outreach events

District 4 Results

1. 2019-92: Connecting Roosevelt PBL to the Burke-Gilman
2. 2019-88: NE 65th St Crossing Improvements
3. 2019-146: NE 70th St Pedestrian Improvements
4. 2019-96: Ravenna Ave NE Sidewalk/Bike Connection
5. 2019-228: Wallingford and N 48th St Crossing Improvements

Green: top three projects from equity-focused outreach events

District 5 Results

1. 2019-171: NE 125th St Crossing Improvements
2. 2019-123: Broadview Traffic Calming
3. 2019-51: District 5 School Crossing Improvements
4. 2019-54: Lake City Hub Pedestrian Improvements
5. 2019-84: Walkable Lake City Pedestrian Improvements
6. 2019-308 (Eq): Little Brook Sidewalk Connections
7. 2019-73 (Eq): Little Brook Pedestrian Improvements

Green: top three projects from equity-focused outreach events

District 6 Results

1. 2019-212: Connect 8th Ave NW to the Burke-Gilman*
2. 2019-215: New Signal at 15th Ave NW and NW 83rd St
3. 2019-201: Crossing Improvements at 22nd and NW 65th St
4. 2019-220: Ballard Ave Festival Street
5. 2019-183: Crossing Improvements at 9th and Leary

*Highest voted project in the city

Green: top three projects from equity-focused outreach events

District 7 Results

1. 2019-95: Complete Market to MOHAI Connection Improvements
2. 2019-210: Sidewalk Repair at Frye
3. 2019-64: Denny/Stewart/Yale Intersection Improvements
4. 2019-246: Roy Street Protected Bicycle Lanes
5. 2019-286: W Mercer Pl Sidewalk Connections

Green: top three projects from equity-focused outreach events

LOC Final Selection

- SDOT will share list of projects for LOC to review by July 1 (electronically)
 - 21 projects (top 3 feasible per District)
 - Option to include feasible equity projects
- SDOT will provide guidance to help scope evaluation
 - Equity
 - Community Support
 - Option to include more guidance criteria (collision history, usage rates, connectivity, etc)
- LOC will select list of final projects based on available funding (approx. \$4M-\$5M*)

*pending available funding after completion of all 2016-2018 cycle project billing



LOC's Process

- Review teams of 2-3 LOC members assigned to 1-2 Council District (not in reviewer's home council district)
 - LOC review teams will conduct site visits and evaluations during month of July
 - Prioritize projects according to criteria (first, second, third)
- SDOT will provide guidance evaluation
 - Meant to assist in scoping projects, NOT rank them
- Final list of projects to be approved at August 6th LOC meeting
 - Review teams will prepare short (2-3 minute) verbal presentation to full LOC to explain their council district project selections

Questions?

NSF@seattle.gov | (206) 733-9361
www.seattle.gov/transportation/nsf.htm

Transit-Plus Multimodal Corridor Program

Levy Oversight Committee
June 4, 2019



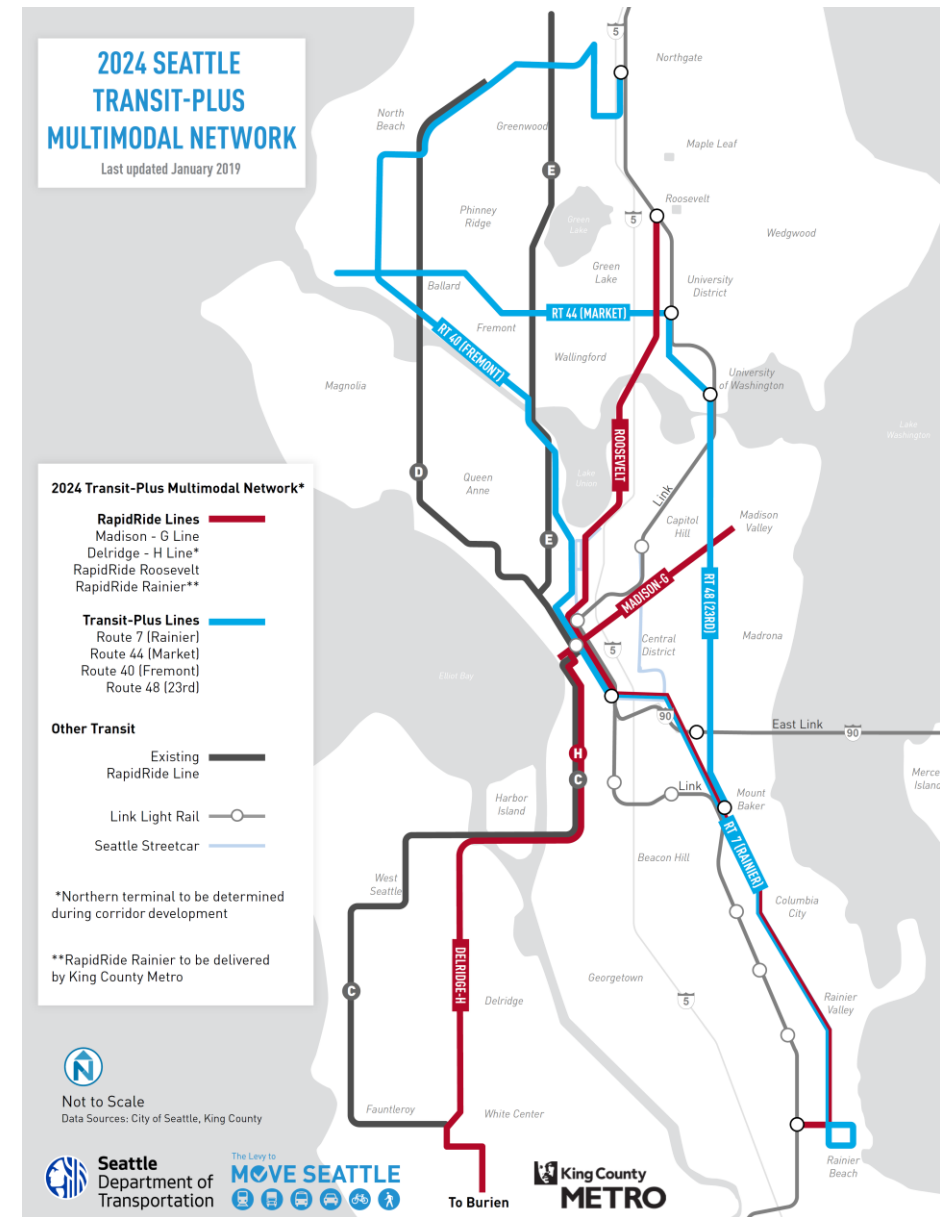
Agenda

1. Program review and updates
2. Project updates

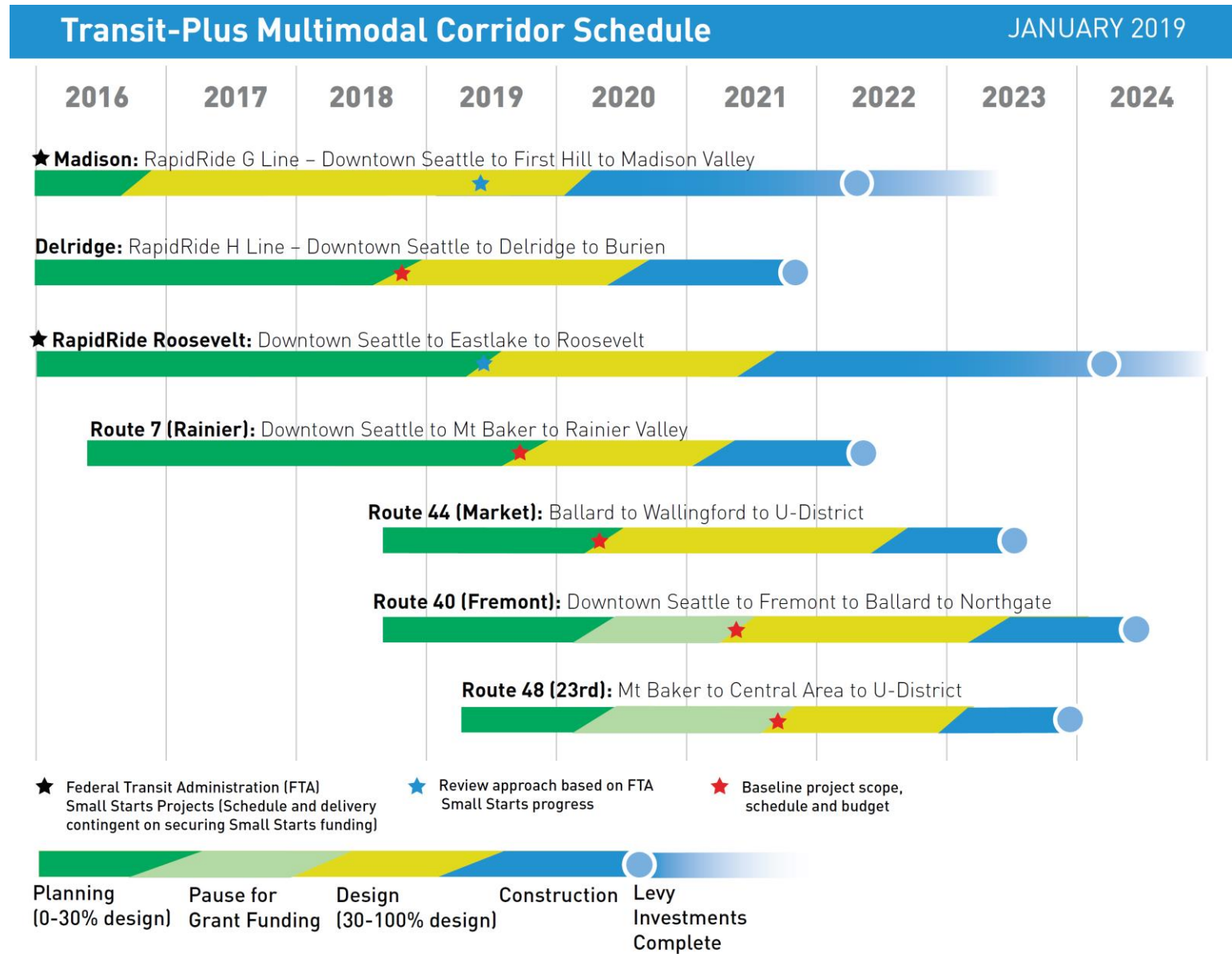
Program review and updates

Program overview

- 7 Corridor Projects
 - 3 RapidRide and multimodal level of investment
 - RapidRide branding, amenities and service
 - Corridor-wide transit and multimodal improvements
 - 4 Transit-Plus Multimodal level of investment
 - Transit speed and reliability improvements, with safety and access improvements as funding allows
- King County partnership major element
 - RapidRide integrated projects for 3
 - Coordination on 4
- FTA Small Starts projects – Madison and Roosevelt



Timeline



Program updates

- Developed program objectives to reflect 2018 work plan direction
- Updating communications, including materials and naming
- Metro partnership:
 - Update programmatic MOU to reflect 2018 updates by both agencies
 - Communications teams defining integrated branding and outreach on RapidRide lines
 - Discussing partnering approach with Metro on non-RapidRide projects



Program objectives

- Make bus trips faster and more reliable, now and in the future
- Make it safer and easier to get to and on the bus
- Advance program objectives in a way that responds to community needs and priorities
- Fulfill Levy to Move Seattle commitments



Updating project names

- Align TPMC project names with revised 2018 Levy work plan
- Differentiate TPMC projects from RapidRide
- Communicate project extents more clearly
- Reflect in external communications, but not change CIP names

Proposed names:

- Route 7 Transit-Plus Multimodal Corridor Project (replace Rainier)
- Route 44 Transit-Plus Multimodal Corridor Project (replace Market)
- Route 40 Transit-Plus Multimodal Corridor Project (replace Fremont)
- Route 48 Transit-Plus Multimodal Corridor Project (replace 23rd Ave BRT)



Updated program communications with Metro



Roosevelt Line



Transit + Multimodal Corridor



Route 44



Project updates

Delridge Way SW - RapidRide H Line

Status update:

- All identified funding secured
 - MOA with Metro developed
 - Estimate of Metro contribution current \$14M
- Design
 - Council Proviso lifted
 - Completed 30% baseline
 - 60% design; developing agreement with SPU on drainage
 - Outreach in late May and June
- With current Levy workplan, \$38.5M AAC budget will be delivered with project, in addition to transit elements
 - Total project budget: \$72.3M

Total Budget	\$34.8M
Move Seattle	\$9.5M
Local	\$0.3M
Identified Local*	\$0.0M
Leverage.....	\$10.0M
Identified Leverage.....	\$15.0M
King County Metro.....	\$15.0M
*NOTE: Subject to annual Council approval in the budget process.	

\$33.8M Budget

\$14M Secured

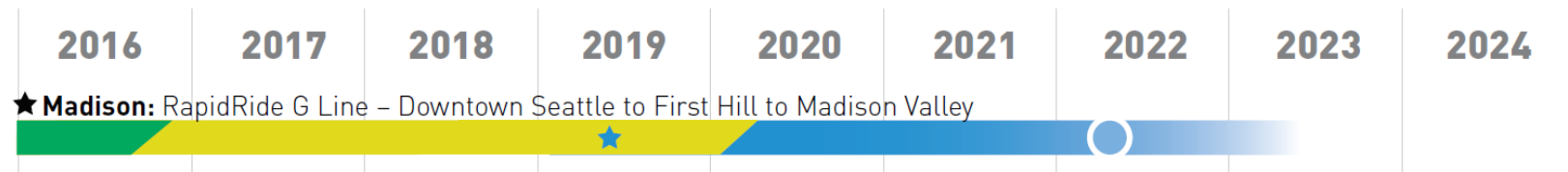


Madison BRT - RapidRide G Line

Status:

- Approaching 90% design; outreach planned in July
- Working with FTA:
 - NEPA updates for fleet
 - Risk Assessment in fall
- Developing 3rd party agreements:
 - Metro
 - ST3
 - Utilities

Total Budget	\$121.0M
Move Seattle	\$15.0M
Local	\$1.9M
Identified Local*	\$0.0M
Leverage.....	\$15.7M
Identified Leverage.....	\$88.4M
Small Starts (FTA)	\$59.9M
Sound Transit 3.....	\$28.5M
*NOTE: Subject to annual Council approval in the budget process.	



RapidRide Roosevelt

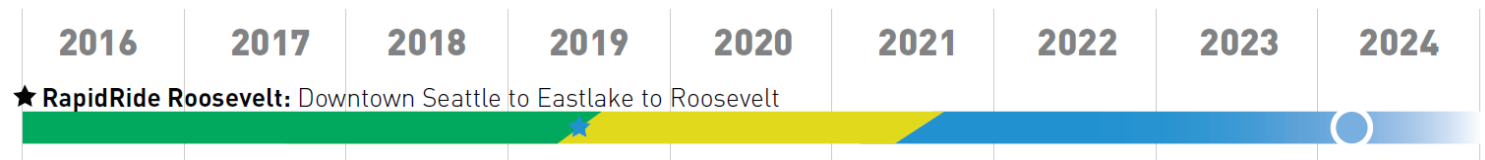
Status:

- Approaching 30% design and baselining in Q3 2019
- Advancing EA through environmental review with Federal Transit Administration
- With current Levy workplan, \$34.9M AAC budget will be delivered with project, in addition to transit elements
 - Beginning design for Eastlake full depth paving
- Eastlake outreach since last fall focused on bike facility analysis and strategies to address parking removal

Total Budget	\$85.7M
Move Seattle	\$8.5M
Local	\$0.9M
Identified Local*	\$0.0M
Leverage	\$5.4M
Identified Leverage	\$70.8M
Small Starts (FTA)	\$45.0M
RMG (State)	\$6.0M
King County Metro	\$19.8M

*NOTE: Subject to annual Council approval in the budget process.

On contingency list



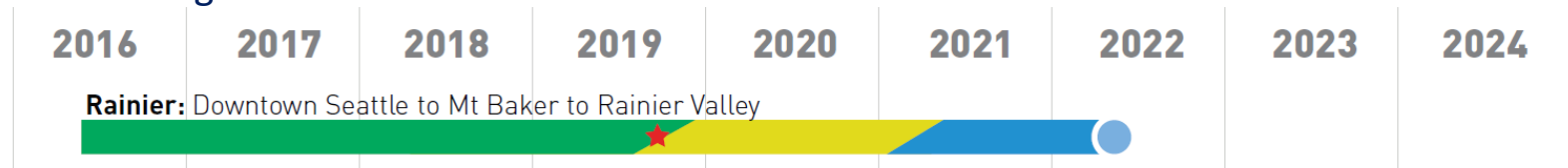
Route 7 TPMC Project (Rainier)

Status:

- Assessed delivery options with Metro
 - SDOT make near term investments and partner with other Levy projects, and Metro will upgrade to RapidRide in 2024
 - Recommended separate projects based on review of TAB and LOC input last year and overall Levy delivery commitments
 - Transferred grants for RapidRide scope elements to Metro
 - STBD funds making near-term investments with other Levy projects
- Design:
 - Identified transit speed and reliability, safety and access improvements to proceed with into design

Total Budget	\$16.3M	\$8.5M Budget
Move Seattle	\$8.5M	
Local	\$0.0M	Transferred to Metro
Identified Local*	\$0.0M	
Leverage.....	\$7.8M	
Identified Leverage.....	\$0.0M	

*NOTE: Subject to annual Council approval in the budget process.



Route 44 TPMC Project (Market)

Status update:

- All identified funding secured
- Consultant scope negotiations complete; planning kick-off in June
- Coordinating with Market St AAC (paving) to evaluate transit-related improvements

Total Budget	\$15.6M
Move Seattle	\$9.5M
Local	\$0.1M
Identified Local*	\$0.0M
Leverage.....	\$0.0M
Identified Leverage.....	\$6.0M
RMG (State).....	\$6.0M

*NOTE: Subject to annual Council approval in the budget process.

Secured




Route 40 TPMC Project (Fremont)

Status updates:

- Negotiating scope with consultant for 0-30% phase

Total Budget	\$22.9M
Move Seattle	\$9.5M
Local	\$0.0M
Identified Local*	\$0.0M
Leverage	\$3.4M
Identified Leverage	\$10.0M
5307 (FTA)	\$2.0M
CMAQ (FTA)	\$4.0M
RMG (State)	\$4.0M

*NOTE: Subject to annual Council approval in the budget process.



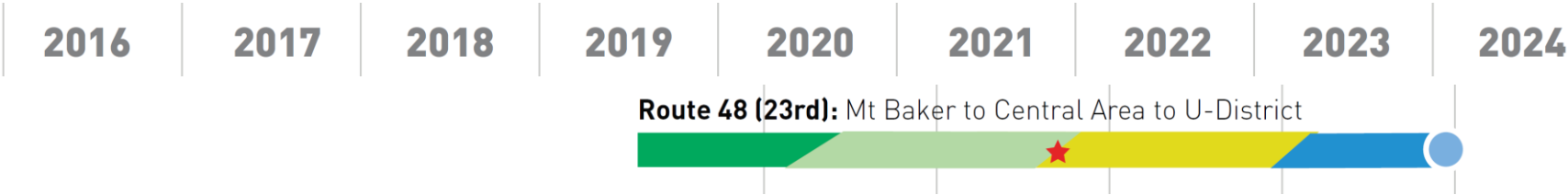
Route 48 TPMC Project (23rd Ave BRT)

Status:

- Partnering efforts underway:
 - 23rd Ave Corridor substantially complete
 - Rt 48 electrification grants transferred to Metro for delivery of wires and poles
 - STBD funds adding bus stop improvements to Vision Zero project
- Pre-planning work in 2019 to inform grant applications in 2020

Total Budget	\$8.0M
Move Seattle	\$0.0M
Local	\$0.0M
Identified Local*	\$0.0M
Leverage	\$0.0M
Identified Leverage	\$8.0M
CMAQ (FHWA)	\$4.0M
RMG (State)	\$4.0M

*NOTE: Subject to annual Council approval in the budget process.



Questions?

Maria.Koengeter@seattle.gov | (206) 733-9865
Transit-Plus Multimodal Corridor Program Manager

www.seattle.gov/transportation

