SDCI TYPICAL DETAILS FOR COMMONLY USED BMPS

THE FOLLOWING ARE THE MOST COMMONLY USED DETAILS FOR SINGLE-FAMILY RESIDENTIAL AND PARCEL-BASED DEVELOPMENT PROJECTS. SELECT THE APPLICABLE DETAILS AND SHOW THEM ON THE DWC PLAN OR AN ADDITIONAL SHEET FOR DETAILS. IF A DETAIL IS NOT PROVIDED BELOW, A CUSTOM DETAIL MUST BE CREATED BY THE DESIGNER BASED ON THE FIGURES AND DESIGN CRITERIA IN THE SEATTLE STORMWATER MANUAL AND/OR THE REQUIREMENTS FOR DESIGN AND CONSTRUCTION OF SIDE SEWERS (DRAINAGE AND WASTEWATER DISCHARGES).

CATEGORY 1 OSM DETAILS

INFILTRATION TRENCHES AND DRYWELLS

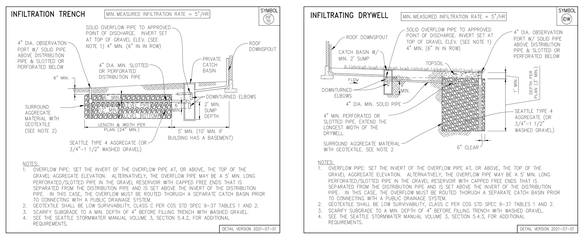

SIDE SEWER/SERVICE DRAIN DETAILS

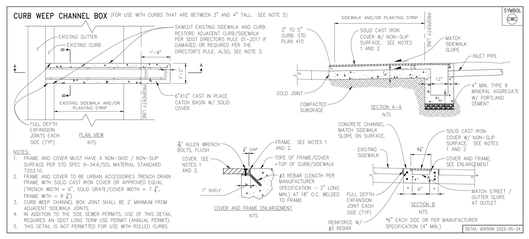

CATEGORY 2 OSM DETAILS

INFILTRATING BIORETENTION

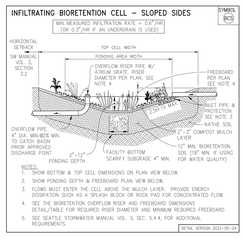

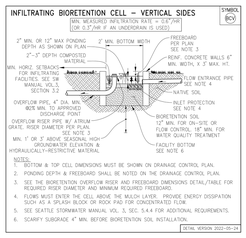

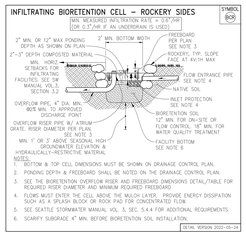

RAIN GARDENS

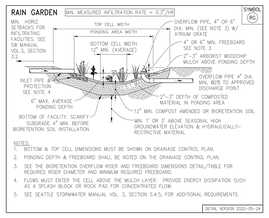

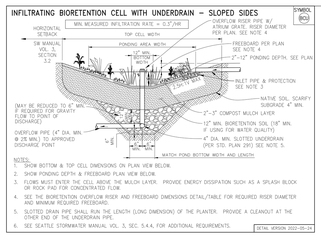

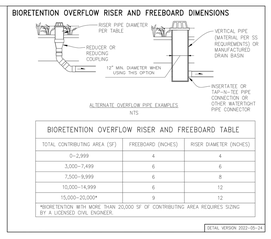

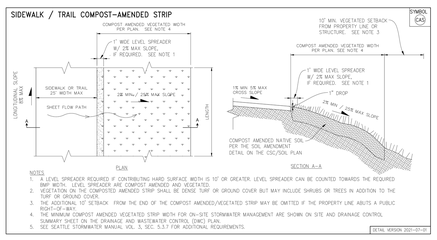

PERMEABLE PAVEMENT

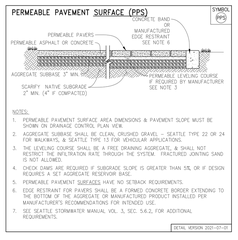

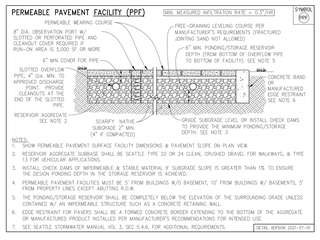

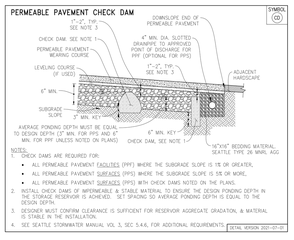

CATEGORY 3 OSM DETAILS

DISPERSION DETAILS

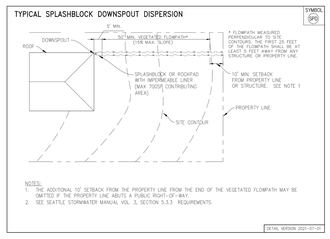

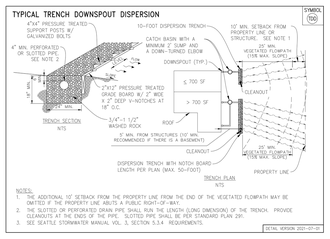

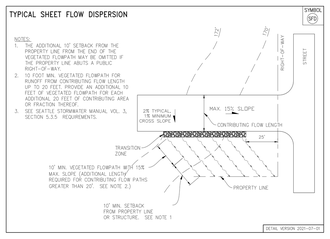
TYPICAL SHEET FLOW DISPERSION
SYMBOL (SF)
NOTES:
1. THE ADDITIONAL 10' SETBACK FROM THE PROPERTY LINE FROM THE END OF THE VEGETATED FLOWPATH MAY BE OMITTED IF THE PROPERTY LINE ABUTS A PUBLIC RIGHT-OF-WAY.
2. 10 FOOT MIN. VEGETATED FLOWPATH FOR RUNOFF FROM CONTRIBUTING FLOW LENGTH UP TO 20 FEET. PROVIDE AN ADDITIONAL 10 FEET OF VEGETATED FLOWPATH FOR EACH ADDITIONAL 20 FEET OF CONTRIBUTING AREA OR FRACTION THEREOF.
3. SEE SEATTLE STORMWATER MANUAL VOL. 3, SECTION 5.3.5 REQUIREMENTS.
STREET
RIGHT-OF-WAY
2% TYPICAL, 5% MINIMUM CROSS SLOPE
MAX. 15% SLOPE
CONTRIBUTING FLOW LENGTH
25'
TRANSITION ZONE
10' MIN. VEGETATED FLOWPATH WITH 15% MAX. SLOPE (ADDITIONAL LENGTH REQUIRED FO