

Note: All custom designs and artwork are conceptual and could change upon final design and order. An additional turn-around time should be expected when order is placed. Any panel graphics shown can be designed specifically to meet the customers needs.



**Seattle Parks - High Point Park**  
Seattle, WA

Sales Representative  
**n** Northwest Playground Equipment, Inc.

Equipment Manufacturer  
**PLAYWORLD**  
The world needs play.

POST & COMPONENT  
Metallic Gray  
Silver  
Plum

ROTOMOLD PLASTIC  
Sky  
Chartreuse  
Plum

SHEET PLASTIC  
Plum-Beige  
Blue-Yellow

ECO-ARMOR  
Gray

ROPE, BOULDERS & SHADE  
Black

Note: All custom designs and artwork are conceptual and could change upon final design and order. An additional turn-around time should be expected when order is placed. Any panel graphics shown can be designed specifically to meet the customers needs.



**Seattle Parks - High Point Park**  
Seattle, WA

*Sales Representative*  
 Northwest Playground Equipment, Inc.

*Equipment Manufacturer*  
 **PLAYWORLD**  
The world needs play.

POST & COMPONENT  
Metallic Gray  
Silver  
Plum

ROTOMOLD PLASTIC  
Sky  
Chartreuse  
Plum

SHEET PLASTIC  
Plum-Beige  
Blue-Yellow

ECO-ARMOR  
Gray

ROPE, BOULDERS & SHADE  
Black

Note: All custom designs and artwork are conceptual and could change upon final design and order. An additional turn-around time should be expected when order is placed. Any panel graphics shown can be designed specifically to meet the customers needs.



**Seattle Parks - High Point Park**  
Seattle, WA

*Sales Representative*  
 Northwest Playground Equipment, Inc.

*Equipment Manufacturer*  
 **PLAYWORLD**  
The world needs play.

POST & COMPONENT  
 Metallic Gray  
 Silver  
 Plum

ROTO MOLD PLASTIC  
 Sky  
 Chartreuse  
 Plum

SHEET PLASTIC  
 Plum-Beige  
 Blue-Yellow

ECO-ARMOR  
 Gray

ROPE , BOULDERS & SHADE  
 Black

Note: All custom designs and artwork are conceptual and could change upon final design and order. An additional turn-around time should be expected when order is placed. Any panel graphics shown can be designed specifically to meet the customers needs.



## Seattle Parks - High Point Park

Seattle, WA

17-2118F.NPE

Sales Representative



Northwest Playground  
Equipment, Inc.




Equipment Manufacturer





POST & COMPONENT

-  Metallic Gray
-  Silver
-  Plum


ROTOMOLD PLASTIC

-  Sky
-  Chartreuse
-  Plum


SHEET PLASTIC

-  Plum-Beige
-  Blue-Yellow

ECO-ARMOR

-  Gray

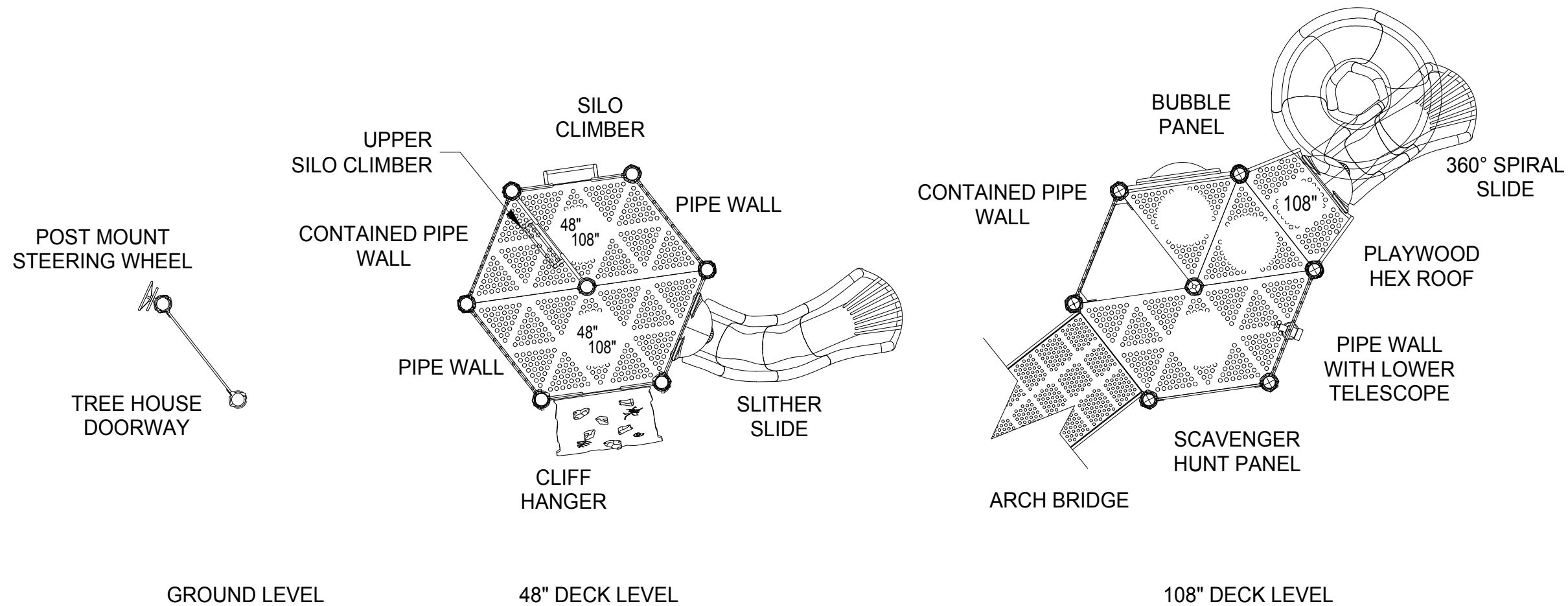
ROPE, BOULDERS & SHADE

-  Black



NOTES:

- 1) This tower detail is a diagram of the individual level layouts of the tower portion of your play structure, showing the detailed component layout of each level.
- 2) This tower detail is not to scale and is meant for reference purposes only. It should not be used in obtaining accurate measurements for any of the equipment shown unless otherwise noted on the drawing.
- 3) This design configuration is the property of this firm and Playworld Systems® and may not be reproduced or used in any manner without the expressed written consent of this firm and Playworld Systems®.



TOWER DETAIL:  
 Detail 1

PROJECT NO: 17-2118F	SCALE: NOT TO SCALE
DRAWN BY: MICHAEL BORDNER	Paper Size <b>B</b>
DATE: 12-OCT-17	

# Seattle Parks - High Point Park

Design Number: 17-2118F - Bill Of Material

Ref. No.	Part No.	Description	Quantity
Posts			
1	ZZCH0216	3.5in OD x 144in SWAGED STEEL POST	4
2	ZZPM0006	5in OD X 96in STEEL POST W/ RIVETED CAP	2
3	ZZPM0026	5in OD X 132in STEEL POST W/ RIVETED CAP	1
4	ZZPM0128	5in OD x 192in STEEL POST W/RIVETED CAP	5
5	ZZPM0229	5in OD x 152in SWAGED STEEL POST	4
6	ZZPM0277	5in OD x 213in SWAGED STEEL POST	6
Decks & Kick Plates			
7	ZZCH0616	SQUARE COATED DECK ASSEMBLY	1
8	ZZPM0616	SQUARE COATED DECK ASSEMBLY	2
9	ZZPM0617	TRIANGULAR COATED DECK ASSEMBLY	3
10	ZZPM0618	1/2 HEX COATED DECK ASSEMBLY	3
11	ZZUN2290	COATED DECK TO DECK CONNECTION KIT	5
ADA Items			
12	ZZCH2008	TRANSFER STATION w/BARRIERS (36in DECK)	1
13	ZZPM2027	TRANSFER STATION (48in DECK)	1
14	ZZUN2019	APPROACH STEP FOR TRANSFER STATION	2
Slides			
15	ZZCH3127	GLIDE SLIDE (36in DECK)	1
16	ZZPM3206	SLITHER SLIDE 2.0 ENTRANCE & EXIT	1
17	ZZPM3216	SLITHER SLIDE 2.0 BALCONY ENTRY/EXIT	2
18	ZZPM8070	SLIDING POLE (48in DECK)	1
19	ZZUN3207	SLITHER SLIDE 2.0 (STRAIGHT SECTION)	1
20	ZZUN3208	SLITHER SLIDE 2.0 (RIGHT SECTION)	2
21	ZZUN3209	SLITHER SLIDE 2.0 (LEFT SECTION)	1
22	ZZUN3218	SLITHER SLIDE 2.0 (LEFT 120° SECTION)	3
23	ZZUN3219	SLITHER SLIDE ROLLER SECTION	2
24	ZZUN3247	SLITHER SLIDE 2.0 SUPPORT LEG 5ft-6in	1
25	ZZUN3256	SLITHER SLIDE 2.0 SUPPORT LEG 2ft-6in	1
26	ZZUN3257	ORIGINS HILL SLIDE ANCHOR LEG (1ft)	1
Activity Panels			
27	ZZPM4357	PIPEWALL WITH LOWER TELESCOPE	1
28	ZZPM4546	SCAVENGER HUNT (DECK LEVEL)	1
29	ZZPM4578	ANYWHERE SEAT	1
30	ZZPM4639	TREE HOUSE DOORWAY (GROUND LEVEL)	1
31	ZZPM4807	OVAL INSERT PANEL (DECK MOUNT)	1
32	ZZUN4796	OVAL BUBBLE PANEL INSERT	1
Barriers			
33	ZZPM4090	CENTERLINE PIPE WALL BARRIER	6
34	ZZPM4288	ACCESS GATE	1
35	ZZPM4456	UPPER SILO CLIMBER EXTENDED BARRIER	1
36	ZZPM4740	CONTAINMENT PIPE WALL (HEX TOWER)	1
Climbers			



# Seattle Parks - High Point Park

Design Number: 17-2118F - Bill Of Material

Ref. No.	Part No.	Description	Quantity
37	ZZCH8100	BEANSTALK CLIMBER (36in DECK)	1
38	ZZCH8140	SPIRAL CLIMBER (36in DECK)	1
39	ZZPM6987	INCLINED CLIFF HANGER (48in DECK)	1
40	ZZPM7940	UPPER SILO CLIMBER	1
41	ZZPM7950	SILO CLIMBER (48in DECK)	1
42	ZZPM8290	RIBBON CLIMBER (48in DECK)	1
Overhead Events			
43	ZZPM5736	CHINNING/TURNING BAR	1
Balance			
44	ZZUN7136	UNITY STEPPER - SMALL	4
45	ZZUN7137	UNITY STEPPER - MEDIUM	3
Bridges			
46	ZZPM6590	6ft ARCH BRIDGE	1
47	ZZPM6635	10ft COATED ARCH BRIDGE	1
Audible Activities			
48	ZZPM4556	7in BELL (POST MOUNT)	1
49	ZZPM4558	9in BELL (POST MOUNT)	1
Roofs & Arches			
50	ZZCH9628	SLANT CORRUGATED ROOF	1
51	ZZPM9628	SLANTED CORRUGATED ROOF	1
Additional Tool & Maintenance Kits			
52	ZZCHGUID	CHALLENGER GUIDELINES	1
53	ZZPMGUID	PLAYMAKER GUIDELINES	1
54	ZZUN9910	SURFACING WARNING LABEL KIT	2
55	ZZUN9930	PIPE SYSTEMS MAINTENANCE KIT W/ AEROSOL	2





# Seattle Parks - High Point Park

Design Number: 17-2118F - Compliance and Technical Data

Reference Document: ASTM F1487

Ref. No.	Part No.	Qty.	Description	Unit ASTM Status	Total Weight (lbs)	Pre-Consumer Recycled Content (lbs)	Post-Consumer Content (lbs)	CO2e Footprint (kgs)	Users	Install Hours	Concrete (Yds3)	Active Play Events
1	ZZXX0187	1	UNITY LARGE OVERHEAD CANOPY	Certified	608.08			1,212	13	9.50	0.84	1
2	ZZXX0261	2	BELT SEAT W/SILVER SHIELD 10ft TOP RAIL	Certified	21.20			123	2	0.50	0.00	2
3	ZZXX0265	2	INFANT SEAT W/SILVER SHIELD FOR 8ft TOP RAIL	Certified	22.62			179	2	0.50	0.00	2
4	ZZXX0375	1	3-1/2in OD STEEL ARCH SWING 2-UNIT ADD-A-BAY	Certified	178.97			394	0	2.00	0.52	0
5	ZZXX0409	1	PUP TENT CLIMBER	Certified	319.31			1,832	6	5.00	0.12	1
6	ZZCH0216	4	3.5in OD x 144in SWAGED STEEL POST	Certified	305.64			235	0	2.00	0.50	0
7	ZZPM0006	2	5in OD X 96in STEEL POST W/ RIVETED CAP	Certified	108.42			163	0	2.00	0.26	0
8	ZZPM0026	1	5in OD X 132in STEEL POST W/ RIVETED CAP	Certified	74.21			108	0	1.00	0.12	0
9	ZZPM0128	5	5in OD x 192in STEEL POST W/RIVETED CAP	Certified	531.55			768	0	5.00	0.60	0
10	ZZPM0229	4	5in OD x 152in SWAGED STEEL POST	Certified	270.04			470	0	4.00	0.48	0
11	ZZPM0277	6	5in OD x 213in SWAGED STEEL POST	Certified	678.06			1,035	0	6.00	0.72	0
12	ZZCH0616	1	SQUARE COATED DECK ASSEMBLY	Certified	54.86			174	3	1.00	0.00	0
13	ZZPM0616	2	SQUARE COATED DECK ASSEMBLY	Certified	180.72			441	8	2.00	0.00	0
14	ZZPM0617	3	TRIANGULAR COATED DECK ASSEMBLY	Certified	139.20			508	6	3.00	0.00	0
15	ZZPM0618	3	1/2 HEX COATED DECK ASSEMBLY	Certified	335.46			1,060	15	4.50	0.00	0
16	ZZUN2290	5	COATED DECK TO DECK CONNECTION KIT	Certified	1.45			19	0	2.50	0.00	0
17	ZZCH2008	1	TRANSFER STATION w/BARRIERS (36in DECK)	Certified	180.00			385	2	2.00	0.09	0
18	ZZPM2027	1	TRANSFER STATION (48in DECK)	Certified	287.44			567	3	2.00	0.09	0
19	ZZUN2019	2	APPROACH STEP FOR TRANSFER STATION	Certified	71.66			144	2	2.00	0.08	0
20	ZZCH3127	1	GLIDE SLIDE (36in DECK)	Certified	99.73			374	2	2.00	0.03	1
21	ZZPM3206	1	SLITHER SLIDE 2.0 ENTRANCE & EXIT	Certified	97.18			449	2	2.00	0.03	1
22	ZZPM3216	2	SLITHER SLIDE 2.0 BALCONY ENTRY/EXIT	Certified	333.20			1,295	4	5.00	0.06	2
23	ZZPM8070	1	SLIDING POLE (48in DECK)	Certified	68.17			172	1	1.00	0.03	1
24	ZZUN3207	1	SLITHER SLIDE 2.0 (STRAIGHT SECTION)	Certified	19.59			128	0	0.25	0.00	0
25	ZZUN3208	2	SLITHER SLIDE 2.0 (RIGHT SECTION)	Certified	39.18			267	0	0.50	0.00	0



# Seattle Parks - High Point Park

Design Number: 17-2118F - Compliance and Technical Data

Reference Document: ASTM F1487

Ref. No.	Part No.	Qty.	Description	Unit ASTM Status	Total Weight (lbs)	Pre-Consumer Recycled (lbs)	Post-Consumer Content (lbs)	CO2e Footprint (kgs)	Users	Install Hours	Concrete (Yds3)	Active Play Events
26	ZZUN3209	1	SLITHER SLIDE 2.0 (LEFT SECTION)	Certified	19.59			134	0	0.25	0.00	0
27	ZZUN3218	3	SLITHER SLIDE 2.0 (LEFT 120° SECTION)	Certified	125.04			695	0	0.75	0.00	0
28	ZZUN3219	2	SLITHER SLIDE ROLLER SECTION	Certified	67.60			944	0	0.50	0.00	0
29	ZZUN3247	1	SLITHER SLIDE 2.0 SUPPORT LEG 5ft-6in	Certified	19.41			70	0	0.25	0.03	0
30	ZZUN3256	1	SLITHER SLIDE 2.0 SUPPORT LEG 2ft-6in	Certified	12.81			59	0	0.25	0.03	0
31	ZZUN3257	1	ORIGINS HILL SLIDE ANCHOR LEG (1ft)	Certified	10.32			53	0	0.25	0.03	0
32	ZZPM4357	1	PIPEWALL WITH LOWER TELESCOPE	Certified	43.55			141	1	0.50	0.00	1
33	ZZPM4546	1	SCAVENGER HUNT (DECK LEVEL)	Certified	52.85			568	3	2.00	0.00	1
34	ZZPM4578	1	ANYWHERE SEAT	Certified	32.35			93	1	0.25	0.00	1
35	ZZPM4639	1	TREE HOUSE DOORWAY (GROUND LEVEL)	Certified	36.51			353	2	0.50	0.00	1
36	ZZPM4807	1	OVAL INSERT PANEL (DECK MOUNT)	Certified	39.82			270	0	0.50	0.00	0
37	ZZUN4796	1	OVAL BUBBLE PANEL INSERT	Certified	5.87			114	0	0.50	0.00	0
38	ZZPM4090	6	CENTERLINE PIPE WALL BARRIER	Certified	223.32			567	0	3.00	0.00	0
39	ZZPM4288	1	ACCESS GATE	Certified	34.38			92	0	0.50	0.00	0
40	ZZPM4456	1	UPPER SILO CLIMBER EXTENDED BARRIER	Certified	47.78			108	0	0.50	0.00	0
41	ZZPM4740	1	CONTAINMENT PIPE WALL (HEX TOWER)	Certified	56.36			138	0	1.00	0.00	0
42	ZZCH8100	1	BEANSTALK CLIMBER (36in DECK)	Certified	69.63			273	1	1.00	0.03	1
43	ZZCH8140	1	SPIRAL CLIMBER (36in DECK)	Certified	79.83			182	2	1.00	0.03	1
44	ZZPM6987	1	INCLINED CLIFF HANGER (48in DECK)	Certified	134.70			523	2	2.00	0.06	1
45	ZZPM7940	1	UPPER SILO CLIMBER	Certified	163.48			321	1	2.00	0.00	1
46	ZZPM7950	1	SILO CLIMBER (48in DECK)	Certified	77.70			159	2	1.50	0.07	1
47	ZZPM8290	1	RIBBON CLIMBER (48in DECK)	Certified	55.68			134	2	1.50	0.06	1
48	ZZPM5736	1	CHINNING/TURNING BAR	Certified	9.25			47	1	0.50	0.00	1
49	ZZUN7136	4	UNITY STEPPER - SMALL	Certified	119.88			276	4	4.00	0.52	4
50	ZZUN7137	3	UNITY STEPPER - MEDIUM	Certified	164.13			435	3	3.00	0.39	3
51	ZZPM6590	1	6ft ARCH BRIDGE	N/A	205.29			445	0	1.50	0.00	0
52	ZZPM6635	1	10ft COATED ARCH BRIDGE	N/A	353.27			858	0	2.00	0.00	0
53	ZZPM4556	1	7in BELL (POST MOUNT)	Certified	4.93			43	1	0.25	0.00	1



# Seattle Parks - High Point Park

Design Number: 17-2118F - Compliance and Technical Data

Reference Document: ASTM F1487

Ref. No.	Part No.	Qty.	Description	Unit ASTM Status	Total Weight (lbs)	Pre-Consumer Recycled Content (lbs)	Post-Consumer Content (lbs)	CO2e Footprint (kgs)	Users	Install Hours	Concrete (Yds3)	Active Play Events
54	ZZPM4558	1	9in BELL (POST MOUNT)	Certified	6.53			47	1	0.25	0.00	1
55	ZZCH9628	1	SLANT CORRUGATED ROOF	Certified	233.87			600	0	1.50	0.00	0
56	ZZPM9628	1	SLANTED CORRUGATED ROOF	Certified	300.57			713	0	1.50	0.00	0
57	ZZCHGUID	1	CHALLENGER GUIDELINES	N/A	0.00			1	0	0.25	0.00	0
58	ZZPMGUID	1	PLAYMAKER GUIDELINES	N/A	0.00			1	0	0.25	0.00	0
59	ZZUN9910	2	SURFACING WARNING LABEL KIT	Certified	0.10			1	0	0.50	0.00	0
60	ZZUN9930	2	PIPE SYSTEMS MAINTENANCE KIT W/ AEROSOL	N/A				180				
Totals:					7,832.34	1,253	2,340	22,137	98	103.25	5.82	31
					3,524.55 Kg	564 Kg	1,053 Kg	22 Metric Tons			4.42 m3	



# Seattle Parks - High Point Park

Design Number: 17-2118F - Compliance and Technical Data

Reference Document: ASTM F1487

Ref. No.	Part No.	Qty.	Description	Unit ASTM Status	Total Weight (lbs)	Pre-Consumer Recycled (lbs)	Post-Consumer Content (lbs)	CO2e Footprint (kgs)	Users	Install Hours	Concrete (Yds3)	Active Play Events
----------	----------	------	-------------	------------------	--------------------	-----------------------------	-----------------------------	----------------------	-------	---------------	-----------------	--------------------

## ASTM F1487

The lay-out for this custom playscape, design number 17-2118F, has been configured to meet the requirements of the ASTM F1487 standard. In addition, each of the above components listed as "Certified" have been tested and are IPEMA certified. Components listed as "Not Applicable" do not fall within the scope of the ASTM F1487 standard and have not been tested. IPEMA certification can be verified on the IPEMA website, [www.ipema.org](http://www.ipema.org). In the interest of playground safety, IPEMA provides a Third Party Certification Service which validates compliance.

## 2010 ADA Standards for Accessible Design

The lay-out was also designed to meet the 2010 Standards published 15-Sep-2010, by the Department of Justice when installed over a properly maintained surfacing material that is in compliance with ASTM F1951 "Accessibility of Surface Systems Under and Around Playground Equipment" as well as ASTM F1292, "Impact Attenuation of Surfacing Materials Within the Use Zone of Playground Equipment", appropriate for the fall height of the structure.

## Installation Times

Installation times are based on one experienced installer. A crew of three experienced individuals can perform the installation within the given time, each member working 1/3 of the given hours. [Eg. Installation Time = 30 hours. For a crew of three, each member will work 10 hours on the installation for a total of 30 hours on the project.]

## Carbon Footprint

The CO2e (carbon footprint given in Kilograms and Metric Tons) listed above is a measure of the environmental impact this play structure represents from harvesting raw materials to the time it leaves our shipping dock. Playworld Systems nurtures a total corporate culture that is focused on eliminating carbon producing processes and products, reducing our use of precious raw materials, reusing materials whenever possible and recycling materials at every opportunity. Playworld Systems elected to adopt the Publicly Available Specification; PAS 2050 as published by the British Standards Institute and sponsored by Defra and the Carbon Trust. The PAS 2050 has gained international acceptance as a specification that measures the greenhouse gas emissions in services and goods throughout their entire life cycle.

## Pre-Consumer Recycle Content

A measurement, in pounds, that qualifies the amount of material that was captured as waste and diverted from landfill during an initial manufacturing process and is being redirected to a separate manufacturing process to become a different product. E.g. 100% of our Aluminum Tubing is made from captured waste material during the manufacturing process of extruded Aluminum products such as rods, flat bars and H-channels.

## Post-Consumer Recycle Content

A measurement, in pounds, that qualifies the amount of material that was once another product that has completed its lifecycle and has been diverted from a landfill as a solid waste through recycling and is now being used in a Playworld Systems' product. E.g. \*\*20% to 40% of the steel in our steel tubing and sheet steel have been diverted from landfills. Automobiles are scrapped and recyclable steel is purchased by the steel mill that produces our raw product.

\*\* The amount of Post-Consumer recycled steel fluctuates daily based on the availability of the recycled steel.

