



Seattle Department of Education & Early Learning

FAMILIES AND EDUCATION LEVY 2015-16 ANNUAL REPORT

LEVY OVERSIGHT COMMITTEE
DECEMBER 13, 2016

Families and Education Levy Annual Report Agenda

- Levy Investment Overview
- Levy Implementation Highlights and Summary of Results
 - Elementary
 - Middle
 - High
 - Summer
- Closing

UPCOMING LOC AGENDA ITEMS IN 2017

- **February** – Elementary School Site Visit
- **March** – Early Learning Enrollment
- **April** – Mid-Year Report
- **May** – My Brother's Keeper
- **June** – TBD
- **July** – Summer site visit

Annual At-A-Glance Report

ANNUAL AT-A-GLANCE



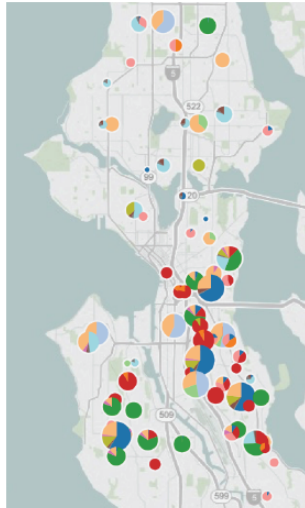
WHAT IS THE FAMILIES AND EDUCATION LEVY?

The Families and Education Levy is a property tax measure approved by Seattle voters in 2011. It invests \$235 million over seven years, with funding awarded from school year 2012-13 through 2018-19. Administered by the City's Office for Education and Early Learning - distinct from but collaborating with the Seattle School District - the Levy is accountable to a community Levy Oversight Committee and the Seattle City Council. It was built on previous levies approved by voters in 1990, 1997, and 2004.

WHAT DOES IT DO?

- The Levy's goals are to help students
- enter kindergarten prepared to succeed
 - achieve academically, reducing the achievement gap for low-income students, students of color, and English Language Learners
 - graduate from high school prepared for college or career

WHERE IS IT USED?



2014-15 Funding Level	
•	22,409
•	300,000
•	400,000
•	800,000
•	800,000
•	1,205,741

VOICES FROM THE CLASSROOM

CHELSEA
Chelsea* first came into her SBHC as a kindergartener for routine medical care, and the nurse practitioner built a trusting relationship with her mother. The mother later disclosed domestic violence to the SBHC provider, who then supported her to leave an unsafe situation and start Chelsea in session s with the SBHC mental health counselor. Chelsea was very anxious and had a lot of fear about being away from her mother. She was withdrawn and timid at school and had somatic symptoms like stomachaches, which often got in the way of her school attendance. After a half year of counseling, Chelsea disclosed to her mother that her father had sexually abused her. With the counselor's support, her mother reported the incident to child protective services and the police. Chelsea has since continued to show great progress in therapy and in school. She now has an active social life, is confident, draws healthy boundaries, and knows how to keep herself safe. Her anxiety and trauma symptoms have greatly decreased and she is very happy because she is no longer being kept up at night with nightmares. Her mom is incredibly proud and believes that the support her daughter has gotten from the SBHC is the main reason she has healed and grown so much.

FAMILIES & EDUCATION LEVY

Report to the Community
2014-15 SUMMARY



Seattle Department of Education and Early Learning



LEVY MONEY HELPS BY SUPPORTING:

- Schools with large numbers of academically struggling students
- Culturally and linguistically diverse communities
- Committed community-based organizations and families
- College and career readiness
- Physical and Mental Health Access for students
- Early Learning & Kindergarten readiness for low-income students

Seattle Department of Education and Early Learning

WHERE TO LEARN MORE
www.seattle.gov/education/about-us/about-the-levy

STAY ENGAGED

- EMAIL US & SUBSCRIBE TO OUR NEWSLETTER
Education@seattle.gov
- FOLLOW OUR BLOG
www.education.seattle.gov
- FOLLOW US ON TWITTER
[@SeattleDEEL](https://twitter.com/SeattleDEEL)

City of Seattle, Department of Education and Early Learning
Seattle Municipal Tower
[Street Address, City, ST ZIP Code]
Tel (206) 684-XXXX

Audience

- General Public

Content

- Overview of Levy goals
- Summary of programs funded
- Showcase of specific activities supported and highlights from last year
- Impact Stories



LEVY INVESTMENT OVERVIEW

Families and Education Levy Goals

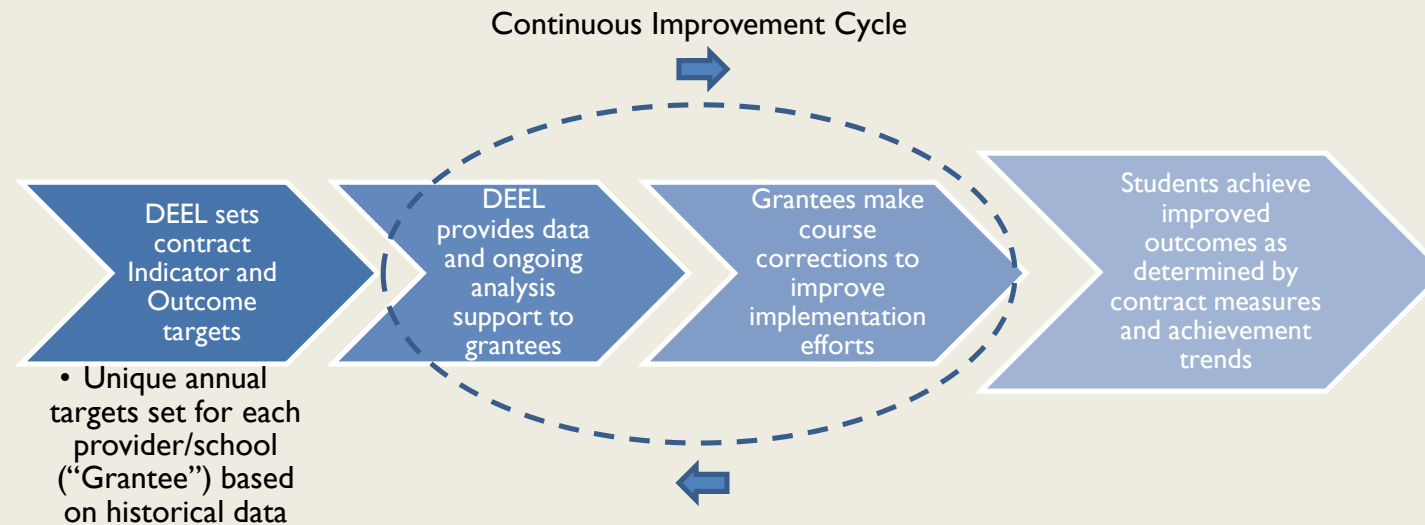
Goals

Children will be ready for school

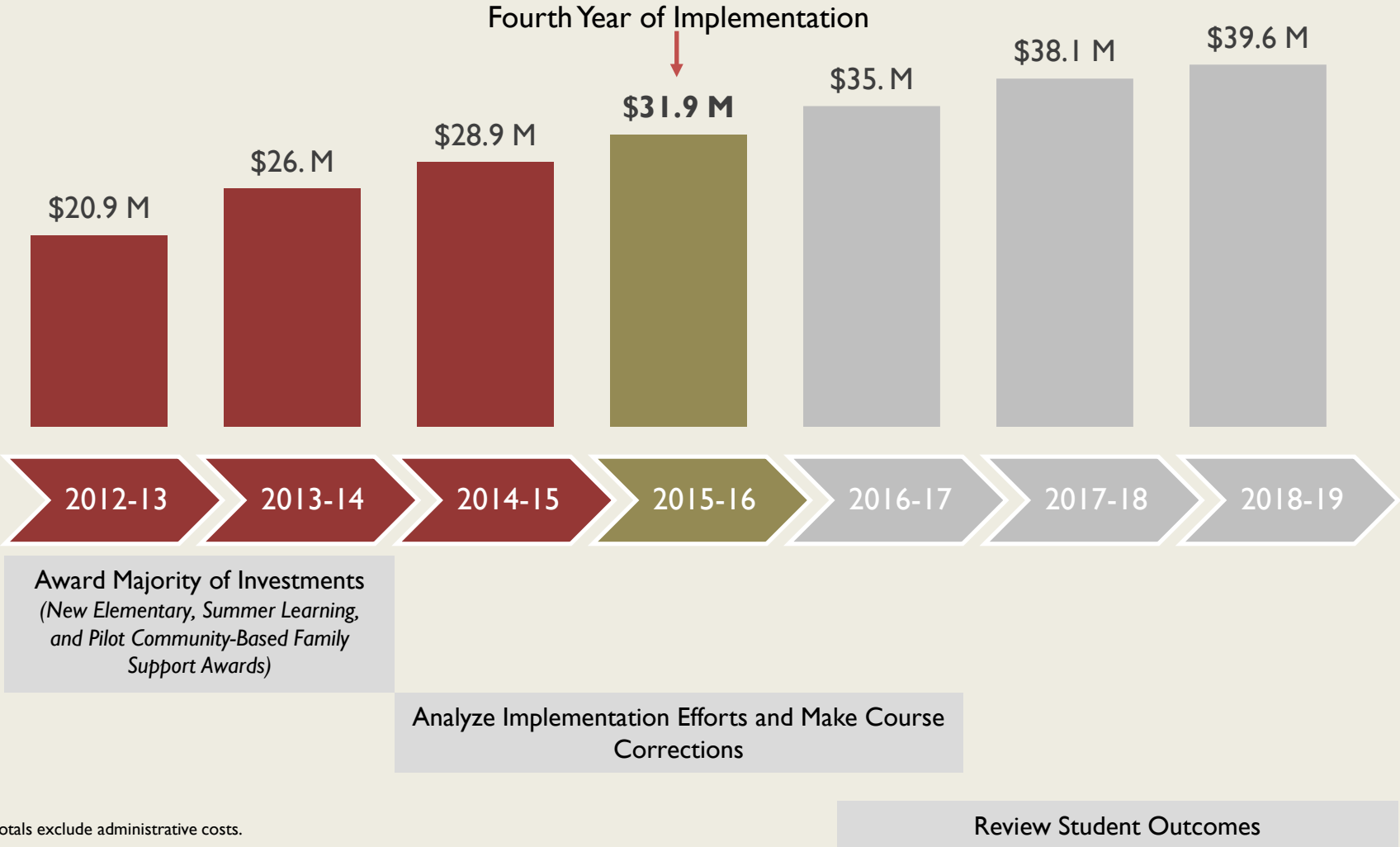
All students will achieve academically and the achievement gap will be reduced

All students will graduate from school college/career ready

Process for Achieving Levy Goals

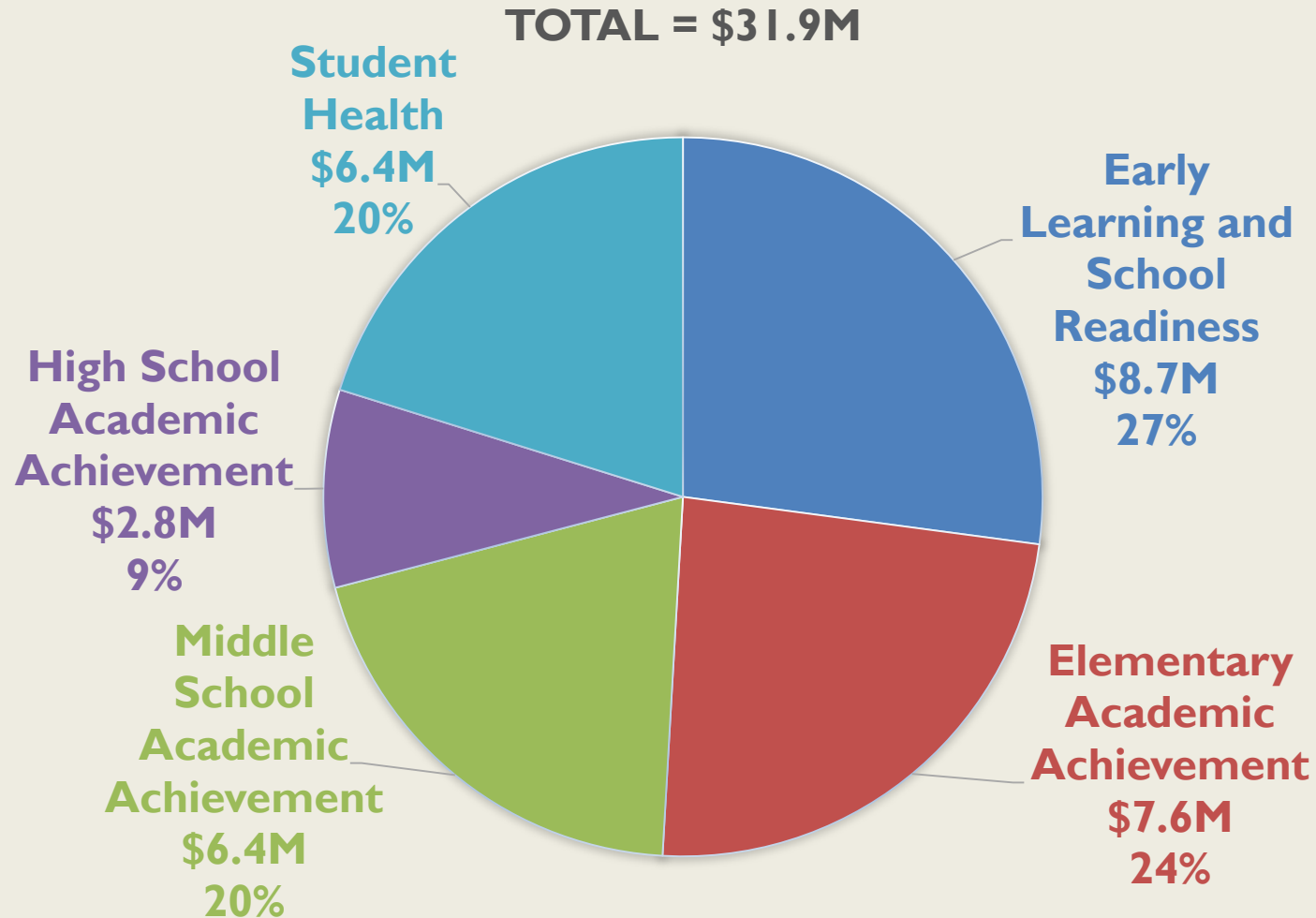


2011 FAMILIES AND EDUCATION LEVY PROGRAM INVESTMENTS



Note: Totals exclude administrative costs.

2015-16 FAMILIES AND EDUCATION LEVY ANNUAL BUDGET

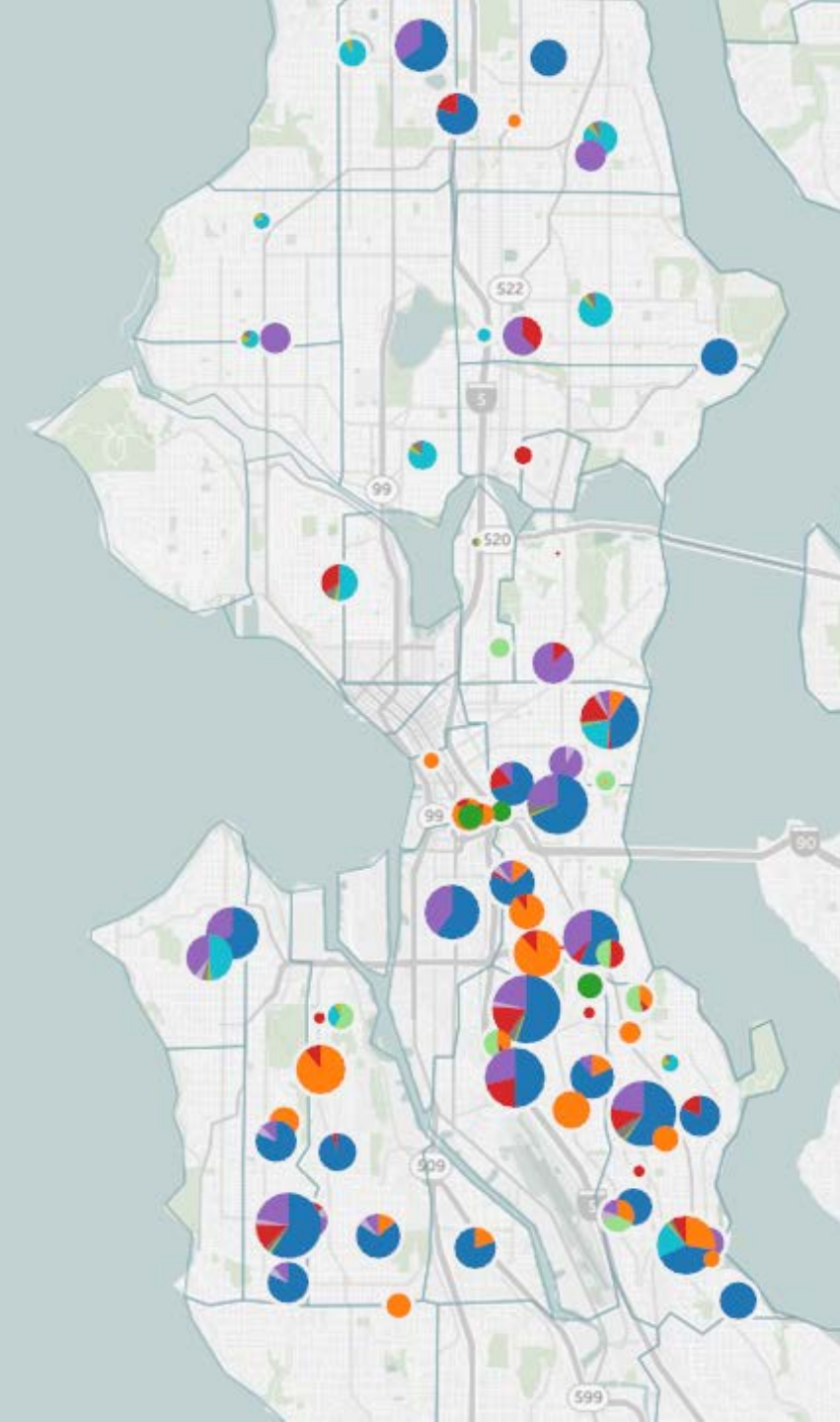



Note: School- and Community-Based Family Support funds are represented within Elementary. Summer Learning funds are represented in the Elementary, Middle, and High School areas. Budgeted funds include administrative costs and will therefore differ from total amounts awarded on slide 3.

DISTRIBUTION OF 2015-16 FAMILIES AND EDUCATION LEVY INVESTMENTS

Majority of the Levy Investments are concentrated in **southeast and southwest Seattle.**

Multiple Levy investments at many sites





RESULTS SUMMARY

HOW WE MEASURE PERFORMANCE

PERFORMANCE MEASURES

- ❑ Attendance
- ❑ Growth on state English language proficiency exam
- ❑ Growth from prior year in math or English language arts
- ❑ Meeting standard on math and English language arts state assessments
- ❑ Promotion to 10th grade
- ❑ Passing and performance in core courses

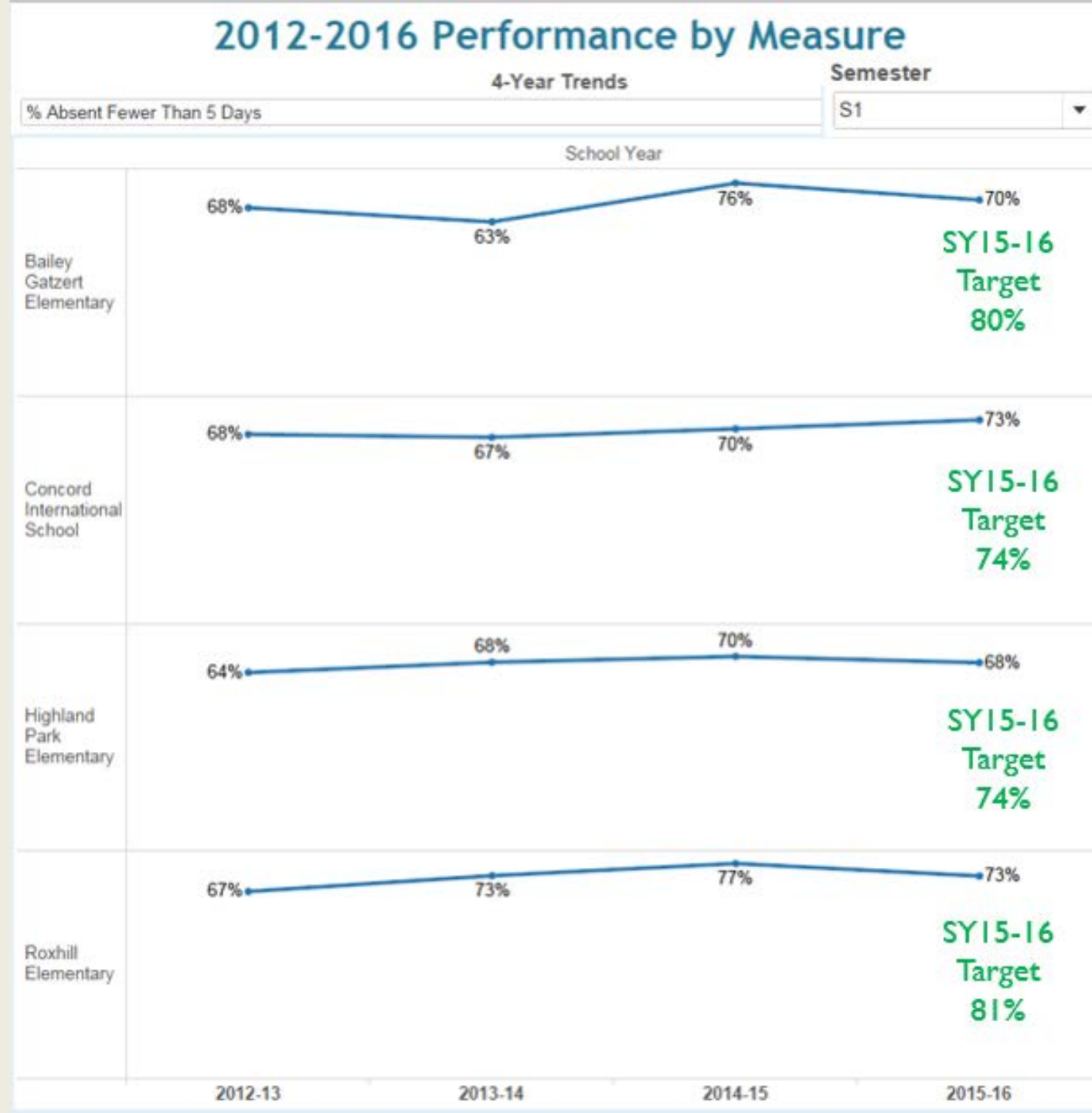
TARGETS AND TARGET SETTING

- ❑ **Stretch targets are set** for each site based on historical performance
- ❑ **Sites may show improvement** but may not necessarily reach 90% of stretch target in a given year
- ❑ **Challenges** in reaching stretch targets:
 - Turnover in staff
 - Changing demographics
 - Increase in number of homeless students
 - Changing metrics

SHOWING GROWTH, THOUGH SHORT OF STRETCH TARGET

Examples:

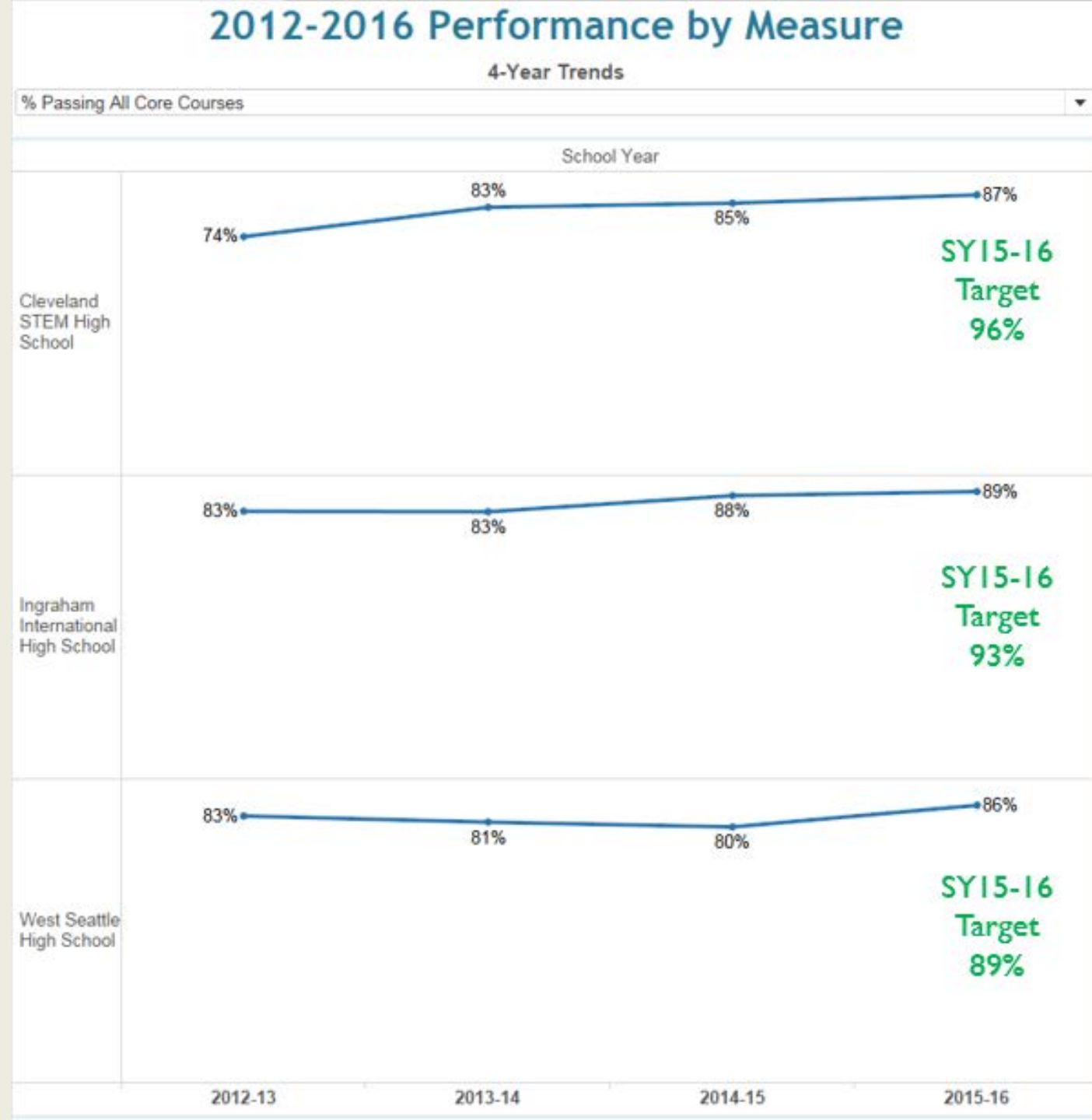
- Semester I attendance rates in Elementary Innovation Schools



SHOWING GROWTH, THOUGH SHORT OF STRETCH TARGET

Examples:

- Semester I rates in High School Innovation schools for 9th graders passing core courses



SUBGROUP PERFORMANCE COMPARED TO PEERS

Proficiency rates for African American students in SPS middle schools rank highest among the middle schools in WA State.

However proficiency rates for African American students are still low compared to other student groups.

% African Americans Proficient in Mathematics (Smarter Balanced 2015)

Mathematics		
School	# Tested	% Proficient
Denny (Seattle)	196	45.4%
Mercer (Seattle)	245	35.9%
Aki Kurose (Seattle)	232	29.3%
Giaudrone (Tacoma)	183	29.0%
South Shore (Seattle)	113	28.3%
Chinook (Highline)	97	27.8%
Nelsen (Renton)	170	27.6%
Meridian (Kent)	97	24.7%
Truman (Tacoma)	130	24.6%
First Creek (Tacoma)	174	24.1%
Washington (Seattle)	311	23.2%
Stewart (Tacoma)	102	22.5%
Gray (Tacoma)	149	21.5%
Showalter (Tukwila)	129	20.2%
Baker (Tacoma)	115	18.3%
Meeker (Kent)	130	17.7%
Dimmitt (Renton)	260	17.3%
Mill Creek (Kent)	168	16.7%
Jason Lee (Tacoma)	159	15.7%
Lakota (Federal Way)	101	11.9%

SUBGROUP PERFORMANCE COMPARED TO PEERS

Grade 4 Math

Comparing proficiency rates and growth percentiles for African American students in SPS elementary schools.

**Note: Size of circle reflects number of students, N must be >10 to appear*



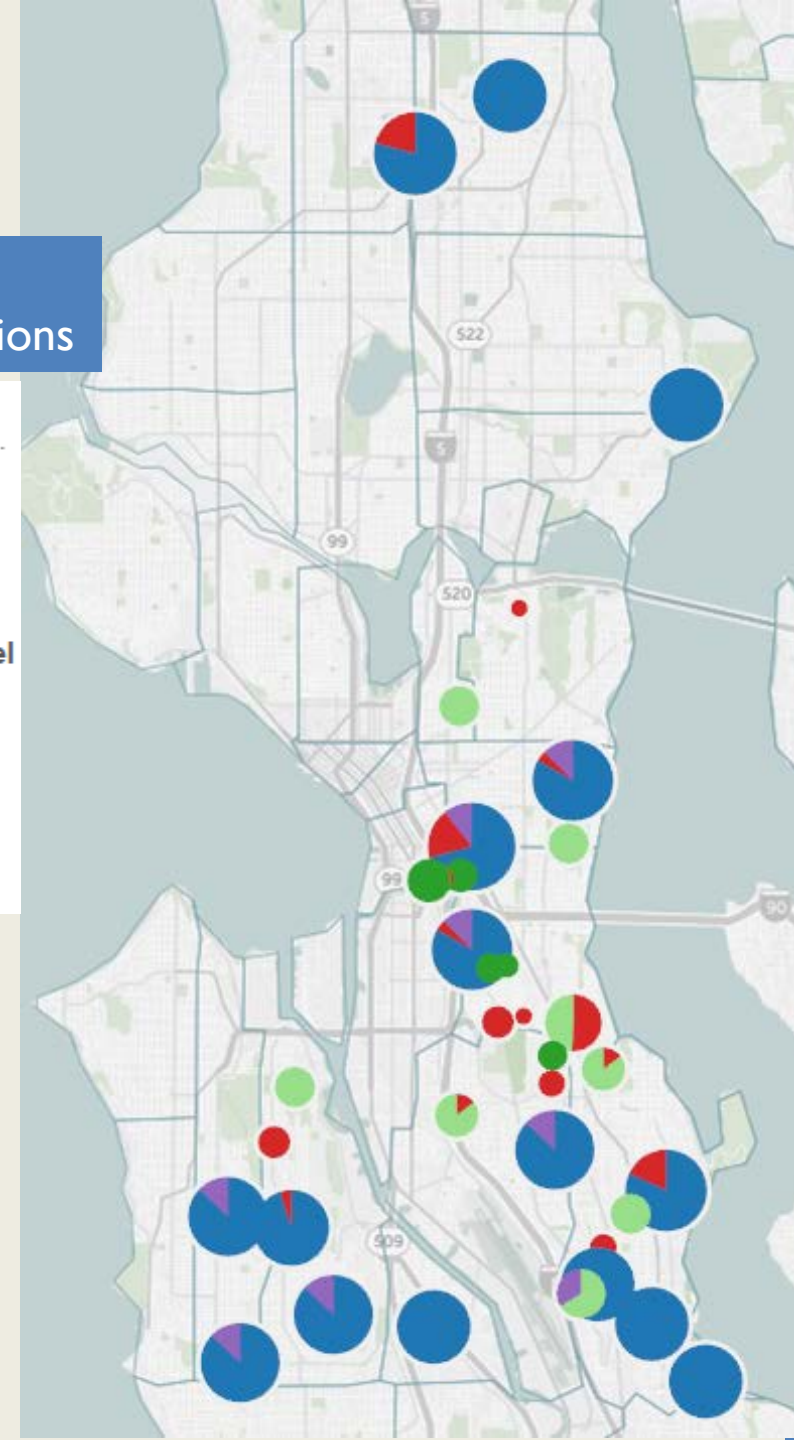



ELEMENTARY INVESTMENTS

ELEMENTARY OVERVIEW

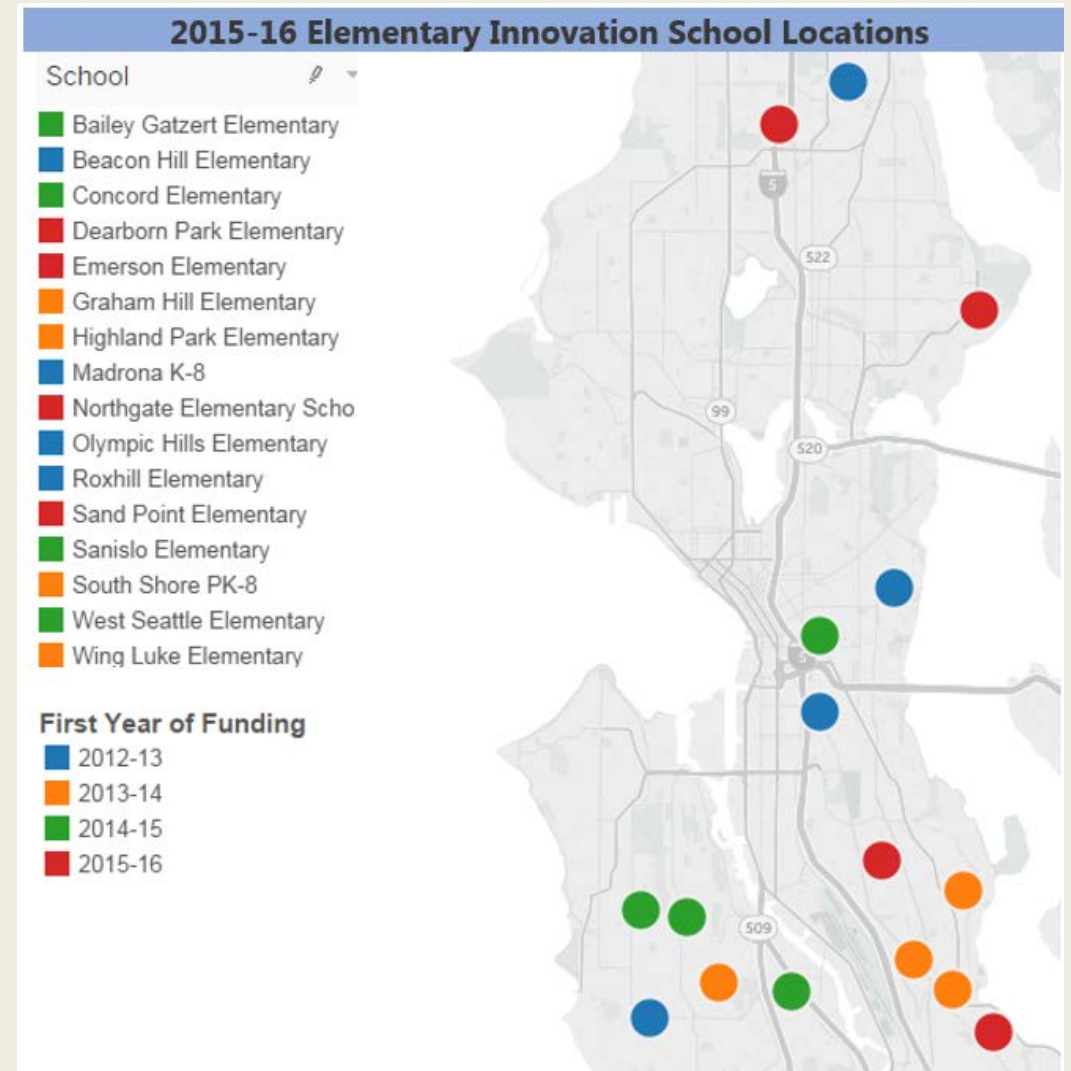
- Total Levy Investment: \$7.96 million
- Investment Sites/Programs:
 - 16 Elementary Innovation Schools
 - 8 Elementary Health Services Sites
 - 19 PreK-5 Summer Learning Sites
 - 3 Community-Based Family Support Programs
 - 6 School-Based Family Support Program Sites
- ES Investment Growth over time:
 - Began 2012-13SY with four ES sites
 - Added four sites each subsequent year for a total of sixteen in 2015-16SY

Elementary Investment Locations



ELEMENTARY OVERVIEW

- Total Levy Investment: \$7.96 million
- Investment Sites/Programs:
 - 16 Elementary Innovation Schools
 - 8 Elementary Health Services Sites
 - 19 PreK-5 Summer Learning Sites
 - 3 Community-Based Family Support Programs
 - 6 School-Based Family Support Program Sites
- ES Investment Growth over time:
 - Began 2012-13SY with four ES sites
 - Added four sites each subsequent year for a total of sixteen in 2015-16SY



ELEMENTARY FUNDING

	Innovation	Community Based Family Support	School-Based Family Support Program	Health Services	Summer
Investment	\$5.5M	\$446K	\$870K	\$439K	\$708K
Provider	Elementary Schools	Community-Based Organizations	School District	Health Providers	Schools & Community-Based Organizations
Strategies	<ul style="list-style-type: none"> • PreK-3 Alignment • Expanded Learning Opportunities • Extended learning • Social, Emotional, Family Support 	<ul style="list-style-type: none"> • Case Management • School and family connection • School Transitions • Referrals to medical and mental health services 	<ul style="list-style-type: none"> • Case Management • School and Family Connection • School Transitions • Referrals to medical and mental health services 	<ul style="list-style-type: none"> • School-based medical and mental health services 	<ul style="list-style-type: none"> • Academic instruction • School Readiness Support • Enrichment activities

ELEMENTARY HIGHLIGHTS



Family Partnerships

Unique campaigns designed to increase attendance and authentically partner with families to extend school learning to home and increase teachers' understanding of how to integrate students' Funds of Knowledge into their instructional practice.

- Highlight: Wing Luke Elementary School

Kindergarten Readiness Programs

- Programs implemented at 7 schools
 - Highlight: Super K Readiness Program @ Highland Park Elementary School



Engaging Families and Encouraging Multiculturalism

CBFS grantee Chinese Information and Services Center (CISC) engages families in their Parent Workshop Series, collaborates with SPS and others to extend family learning through Family Connectors University, and encourages perception of multilingualism as an asset through Home Language Campaign

Health Services and Supports

Reinforce implementation of SPS's MTSS-B model, by providing Tier 2 services through SBHCs and promoting effective implementation of all tiers at the building level.



ELEMENTARY PERFORMANCE

Elementary Innovation, CBFS, FSP, Health

Performance Measure	Targets Met 90% or ↑
Attendance	24 of 43
Enrollment	3 of 3
Kindergarten Readiness	2 of 2
Typical Growth: Reading	4 of 20
Typical Growth: Math	4 of 15
Academic: Reading	4 of 13
Academic: Math	7 of 12
English Language Proficiency	Data not available
Total	48 of 108

Greater success in reaching 1st Semester targets than 2nd Semester targets:
S1 = 67% of targets met at 90% ↑ (14 of 21)
S2 = 45% of targets met at 90% ↑ (10 of 22)

Overall drop in MAP performance across the district led to lower growth in primary grades
4 of 7 intermediate grade reading and math growth targets met at 90% ↑

Significant improvement from prior year performance
Over 30% increase in Academic Math targets met at 90% ↑

ELEMENTARY CONTINUED SUPPORT

1. Professional development opportunities offered to teachers and school leaders
 - Professional Learning Communities (PLCs) for job-alike positions across schools
 - Tools of the Trade locally hosted mini-conference
 - Partnerships with the University of Washington and others to provide job-embedded learning opportunities
2. Ongoing technical support to identify and implement evidence based curriculum aligned to the standards
3. Strategic partnerships and ongoing technical support to implement and improve the quality of kindergarten readiness summer programs
4. Encourage the development and implementation of progress monitoring systems including the expanded use of formative assessments, data collection tools, and protocols to guide data-informed decision making



MIDDLE SCHOOL INVESTMENTS

MIDDLE SCHOOL OVERVIEW

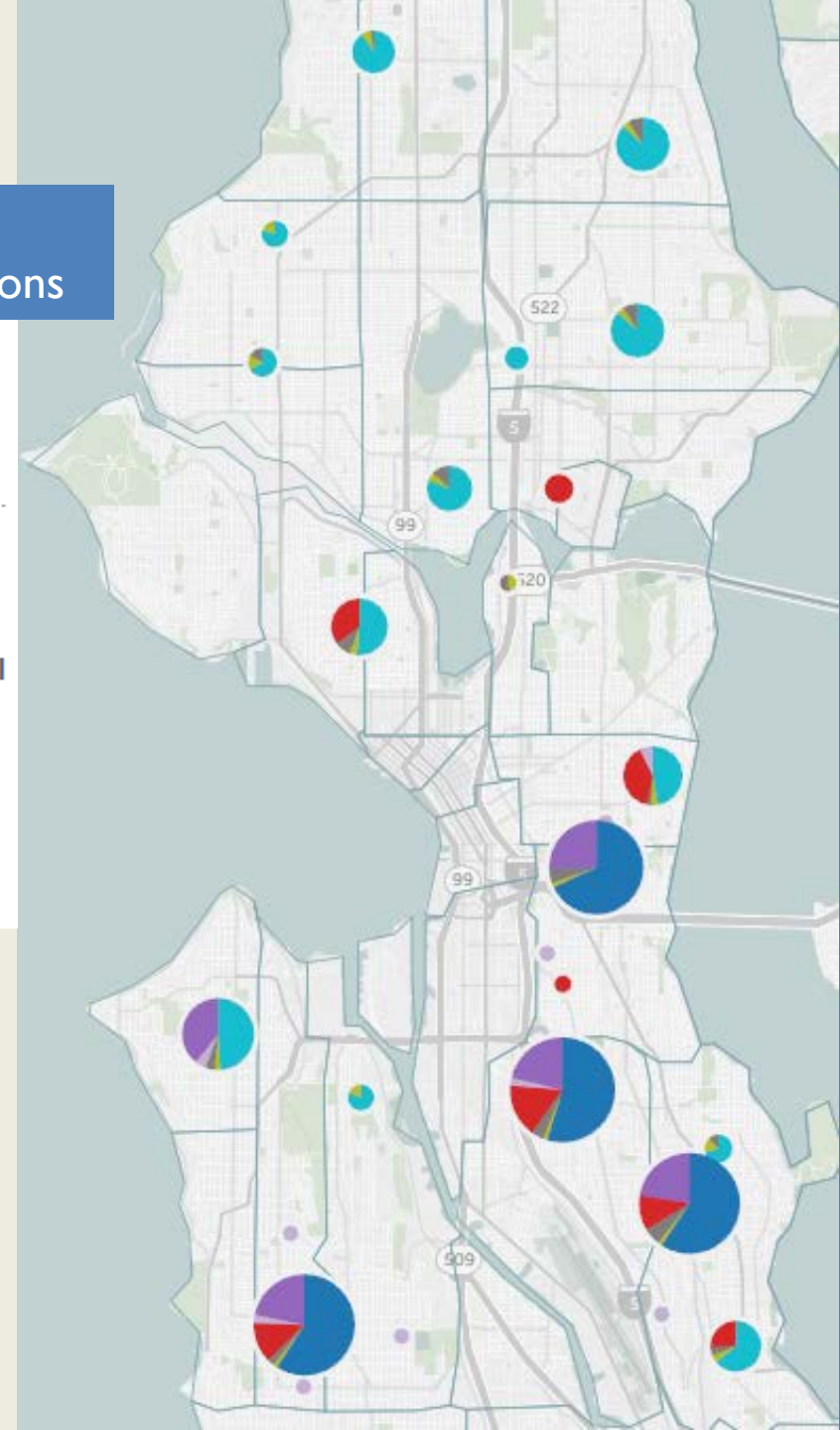
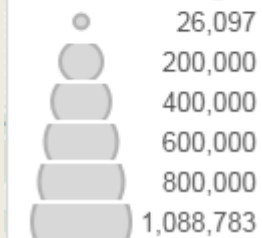
- Total Levy Investment: \$6.9 million
- Investment Sites/Programs:
 - 4 Innovation Middle Schools
 - Aki Kurose Middle School
 - Denny Middle School
 - Mercer Middle School
 - Washington Middle School
 - 13 Linkage Middle Schools
 - 5 Middle School Health Services Sites
 - 8 Summer Learning Sites

Middle School Investment Locations

Award Type



15-16 Funding Level



MIDDLE SCHOOL FUNDING

	Innovation	Linkage	Health	Summer
Investment	\$3.1M	\$1.4M	\$1.1M	\$1.3M
Provider	Middle Schools	Middle Schools	Health Providers	Schools & Community-Based Organizations
Strategies	<ul style="list-style-type: none"> • Extended in-school learning time • Social/emotional/behavioral support • College and career planning • Family involvement • Out-of-school time programs 	<ul style="list-style-type: none"> • Extended in-school learning time • Social/emotional/behavioral support • College and career planning • Family involvement • Out-of-school time programs 	<ul style="list-style-type: none"> • On-site medical and mental health services • Initiatives to improve school climate • Care coordination with CBOs • Health education and promotion 	<ul style="list-style-type: none"> • Academic instruction • Enrichment activities

MIDDLE SCHOOL HIGHLIGHTS

Reading Strategies Show Gains

In response to prior year data, schools reevaluated and refined their targeted reading strategies which was a contributing factor to all four Innovation Schools surpassing their reading target on the Smarter Balanced Assessment (SBA).

– *Highlights: Non-Reader Hot List at Denny MS
Literacy Home Visits at Mercer MS*

Developing a Growth Mindset Towards Learning Math

Levy investments focused on building math confidence in students through the integration of growth mindset concepts and math instruction.

–*Highlight: EMP at Hamilton and Madison MS*



Engaging and Motivating Middle School Students

Teams from 11 middle schools & K-8s attended multiple sessions with Kevin Haggerty from UW to learn **15 Teacher Practices to Promote Student Motivation and Engagement.**

– *Highlight: Aki Kurose Middle School*

Health Services and Supports

Middle school sites participated in a Public Health initiative to promote HPV vaccine initiation and series completion through school-based campaigns and streamlined consent processes.

MIDDLE SCHOOL PERFORMANCE

Innovation, Linkage, and Health Investments	
Performance Measure	Targets Met 90% or ↑
Attendance	12 of 27
Passing Core Courses	15 of 15
English Language Proficiency	Data not available
Typical Growth: Reading	2 of 2
Typical Growth: Math	10 of 14
Academic: Reading	6 of 7
Academic: Math	12 of 16
Total	57 of 81

First semester attendance rates were stronger than second semester

- **S1:** 61% of targets met at 90% ↑
- **S2:** 23% of targets met at 90% ↑

SBHC is an effective strategy to combat attendance

- SBHC met 95% of performance target

Significant improvements from prior year in both math and reading

- All four Innovation Schools **surpassed** reading targets; on average, achieving 129% of reading contract target
- Nearly 40% increase in academic math targets met at 90% ↑

MIDDLE SCHOOL CONTINUED SUPPORT

1. Multiple strategies underway to support middle school **attendance**.
 - Attendance Matters Workshops focused on practical attendance strategies
 - Collaborate with SPS Attendance Manager to provide targeted attendance support to schools
 - Align attendance efforts between schools and SBHC.
2. Partnership with the UW Center for Educational Leadership (CEL) to **strengthen the impact of schools' professional development efforts**.
3. Continue **math instruction support** through an ongoing partnership with the UW and SPS to facilitate a math coach PLC for the four Innovation Schools and continue the 6th grade Empowerment Math Project (EMP) across multiple schools.
4. Provide professional development and support for schools to analyze and enhance their **College and Career Readiness** plans.



HIGH SCHOOL INVESTMENTS

HIGH SCHOOL OVERVIEW

- Total Levy Investment: **\$5.5 million**
- Investment Sites/Programs:
 - **5 Innovation High Schools**
(Cleveland, Franklin, Ingraham, Interagency Academy, West Seattle)
 - **12 School-Based Health Centers**
 - **7 Summer Learning Sites**

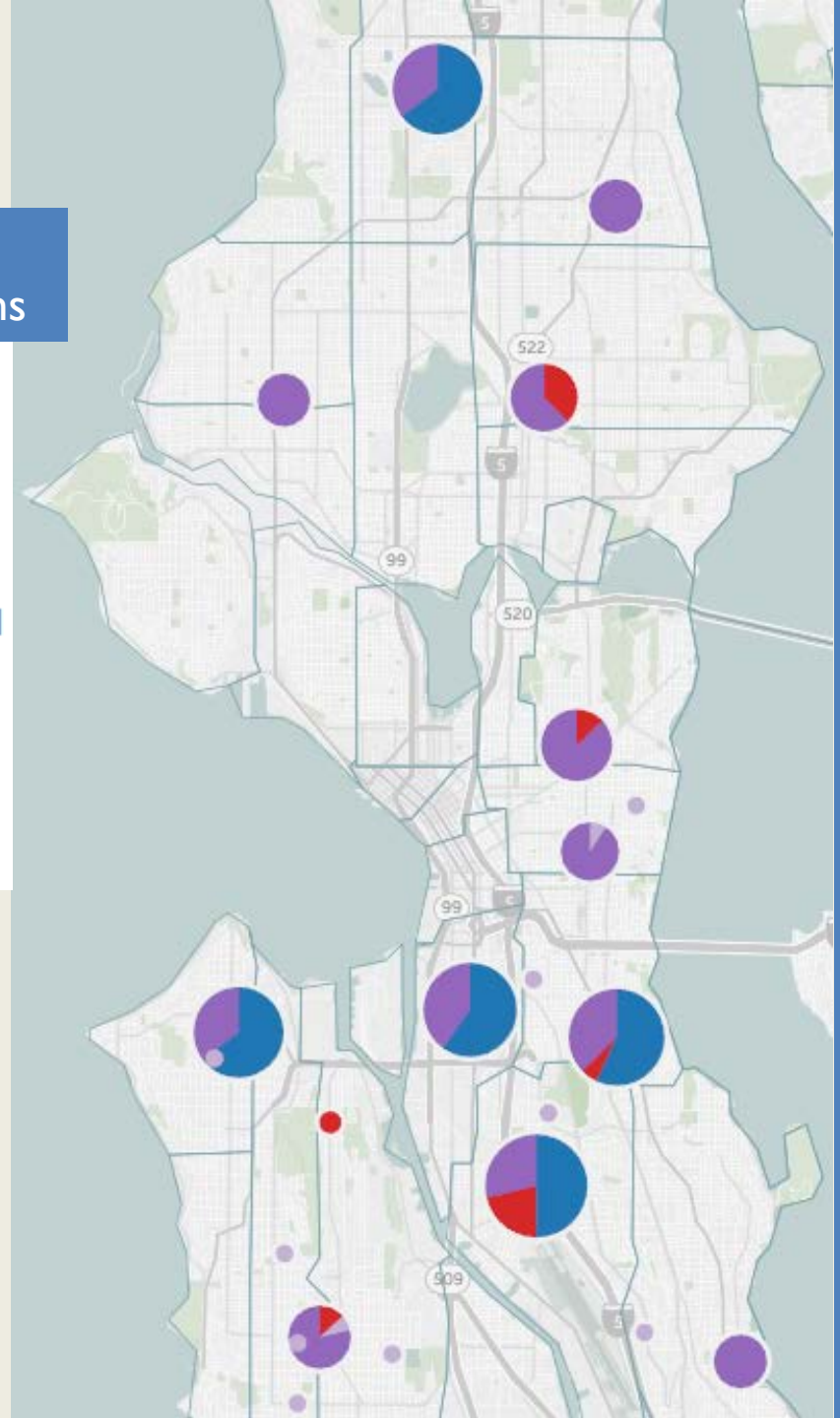
High School Investment Locations

Award Type

- HS Innovation
- HS Summer
- Oral Health
- SBHC (HS)

15-16 Funding Level

- 26,097
- 200,000
- 400,000
- 600,000
- 856,630



HIGH SCHOOL FUNDING

	Innovation	Health	Summer
Investment	\$2.2 million	\$2.8 million	\$0.5 million
Provider	High Schools	Health Providers	Schools & Community-Based Organizations
Strategies	<p>Focus on the 9th grade only:</p> <ul style="list-style-type: none"> • 8th to 9th grade Summer Bridge • Case management for College Bound Scholars • Extended in-school learning time • Social/emotional/behavioral support • College and career planning • Family involvement 	<ul style="list-style-type: none"> • On-site medical and mental health services • Initiatives to improve school climate • Care coordination with CBOs • Health education and promotion 	<p>Academics/enrichment focused on:</p> <ul style="list-style-type: none"> • Middle school to high school transition • College/career readiness • Credit recovery • Service hours • English language acquisition

HIGH SCHOOL HIGHLIGHTS

College Bound Scholars Case Management

Levy-funded high schools received additional resources to provide individualized support to 9th grade College Bound Scholarship students experiencing significant academic and social/emotional barriers.

– *Highlight: Ingraham HS, Interagency Academy*

Student Led Conferences

9th grade students led conferences with their parents and school staff focused on their personal and academic goals. Students were empowered by their role in planning and leading the conference, and parents were more likely to attend.

– *Highlight: Franklin HS, Cleveland HS*

Data access for mental health providers

SBHC mental health providers received Institutional Partner status from the district. This improved provider access to academic data allows real-time monitoring of student progress toward academic goals.

GOT 9 at West Seattle HS

Struggling students participate in the GOT 9 (“Get On Track”) program with same teachers, a small learning environment, and extra tutoring/academic supports. This year, teachers working together on interdisciplinary curriculum and standards.

– *Highlight: West Seattle HS*

HIGH SCHOOL PERFORMANCE

Innovation and Health Investments	
Performance Measure	Targets Met 90% or ↑
On-Time Promotion	4 of 5
Attendance	8 of 13
Passing Core Courses	9 of 13
Case Management: Passing Core Courses with "C or Better"	3 of 10
English Language Proficiency	<i>Data not available</i>
Typical Growth: Math	<i>Data not available</i>
Meeting Standard: Math	<i>Data not available</i>
Total	21 of 37

New 'Gap Closing' Measures: Schools have been successful in achieving targets, but large opportunity gaps persist by race. This year, we are implementing more rigorous performance measures to help close these gaps over time.

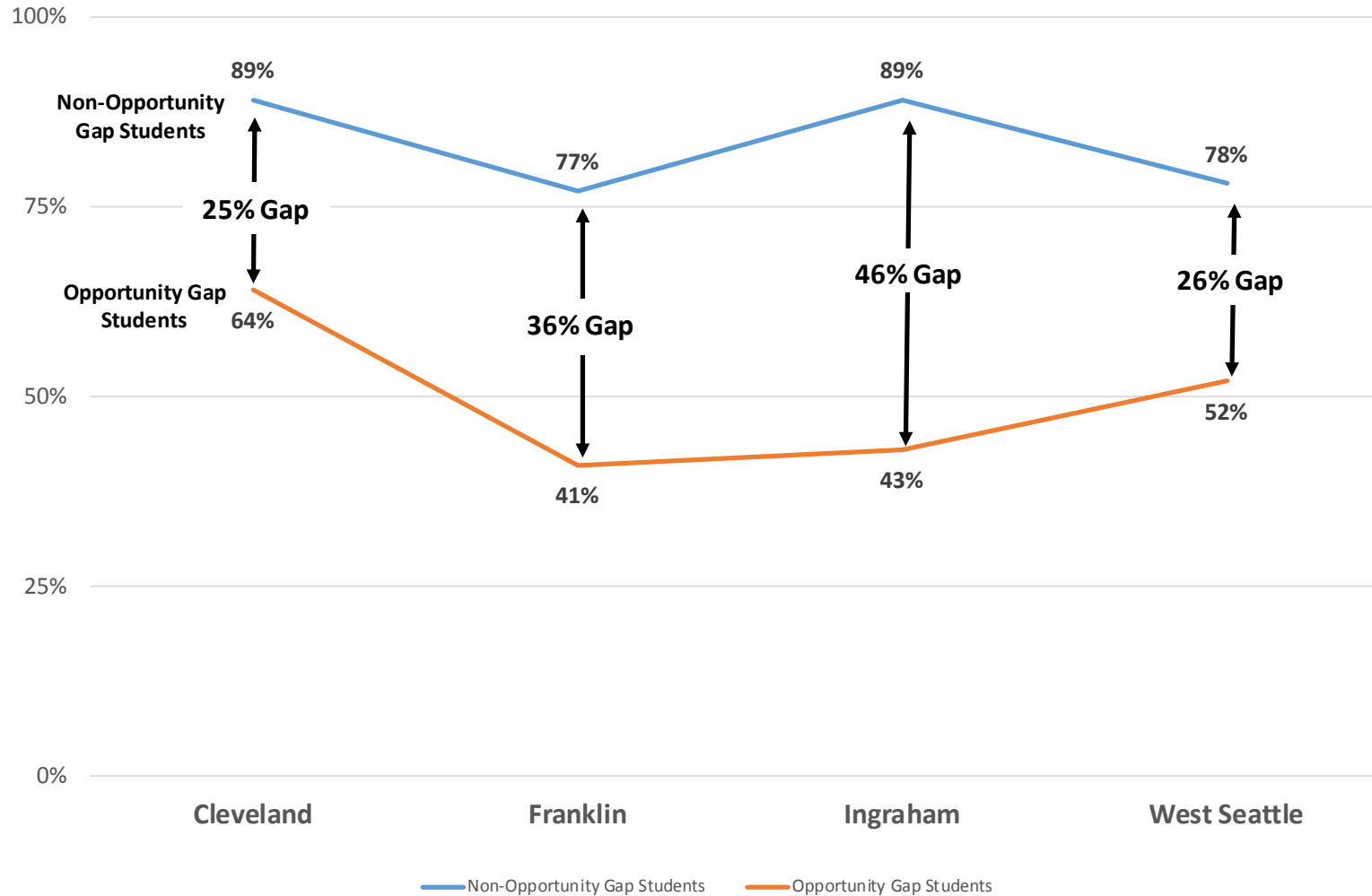
Health achieved targets: Success with passing core courses, attendance (3 of 4).

Case Management: Last year, piloted a more rigorous Passing Core Courses metric of "C or Better" for case managed students (College Bound Scholars).

EOC Math: The state no longer requires the End of Course (EOC) Math exam for graduation. As a result, the district did not administer the assessment in 2015-16.

NEW GAP CLOSING MEASURES

Opportunity Gaps in 9th Grade
Passing Core Courses with "C or Better"
1st Semester - SY2015-16



Last year's RSJI analysis (presented to LOC) revealed large opportunity gaps by race.

Beginning this year, we are implementing more rigorous performance measures for 9th grade students at all of our comprehensive high school investments.

High Schools will be expected in close opportunity gaps over time in: attendance, earning credits & on-time promotion, and passing core courses with "C or better."

From SPS District Scorecard

- **Opportunity Gap Students:** African-American, Hispanic/Latino, Native American, Pacific Islander
- **Non-Opportunity Gap Students:** White, Asian-American (Note: Does not include students who identify as Multi-racial or Other.)

HIGH SCHOOL CONTINUED SUPPORTS

- 1. Professional development opportunities** offered to teachers and school leaders:
 - Standards-based grading and assessment practices
 - Literacy strategies
 - Mental health supports
- 2. Professional learning communities (PLCs)** for Levy coordinators and CBS case managers to share best practices and strategies.
- 3. Ongoing technical support** for school-based reporting, data visualization, and budget reconciliation.
- 4. Public Health** used student data as part of integrated treatment planning, ran school-based campaigns for HPV vaccine, and improved performance reporting processes.



SUMMER LEARNING INVESTMENTS

SUMMER LEARNING OVERVIEW

- Total Levy Investment: **\$2.3 million**
- Investment Sites/Programs: **38 sites**
 - 14 Kindergarten Readiness sites
 - 5 Elementary sites
 - 12 Middle School sites
 - 7 High School sites
- Students Served: **2,000+ students**
- Expected Growth: **3 more RFI funding cycles** may add 1,000+ more students by end of Levy

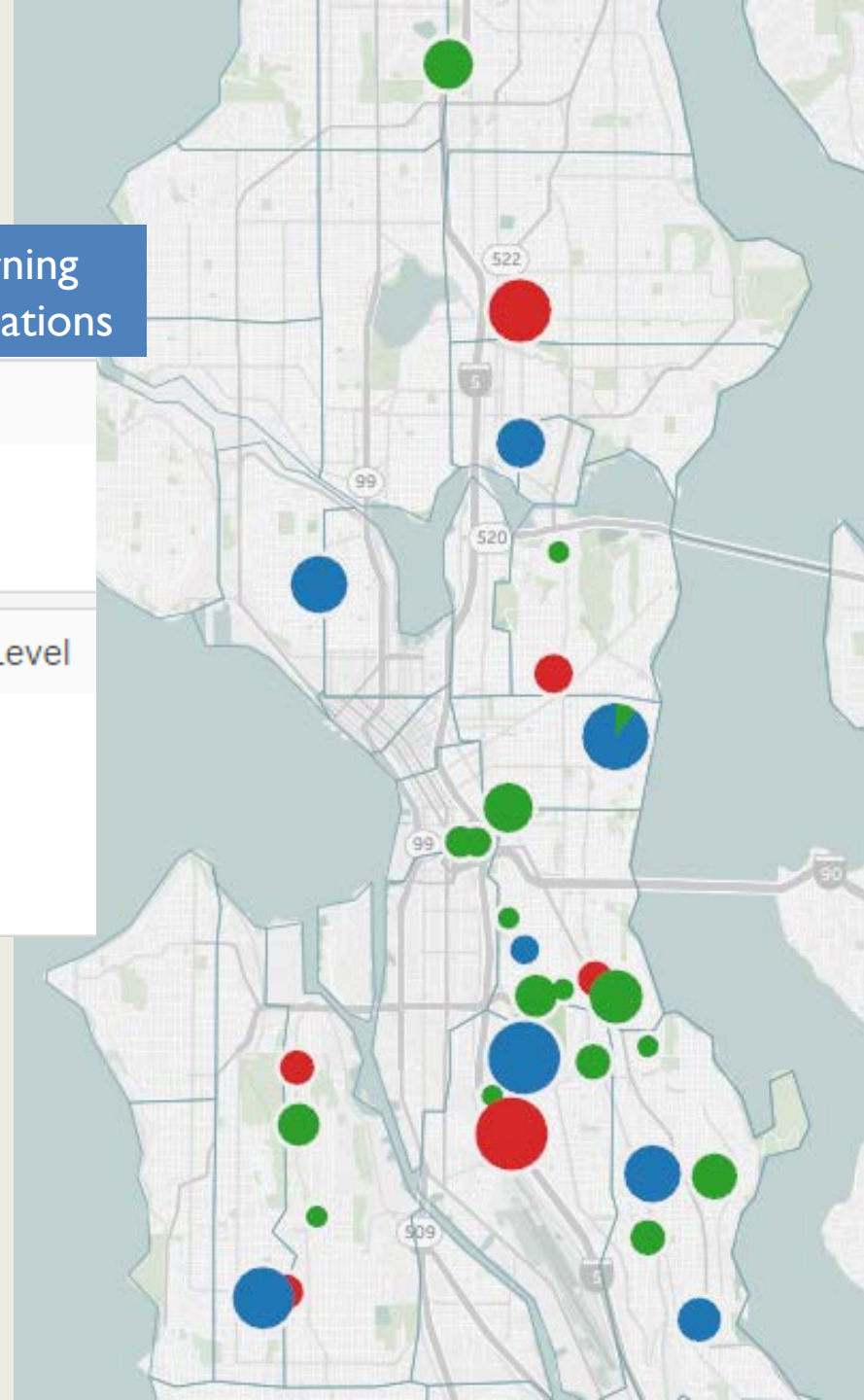
Summer Learning Investment Locations

Award Type

- ES Summer
- HS Summer
- MS Summer

15-16 Funding Level

- 0
- 50,000
- 100,000
- 150,000
- 181,674



SUMMER LEARNING FUNDING

	Kindergarten Readiness	Elementary	Middle School	High School
Investment	\$0.4M	\$0.4M	\$1.0M	\$0.5M
Provider	Community-Based Organizations (CBOs)	Schools & CBOs	Schools & CBOs	Schools & CBOs
Strategies	<p>Academics/enrichment focused on:</p> <ul style="list-style-type: none"> • Kindergarten readiness (WA Kids) • PreK to elementary transition 	<p>Academics/enrichment focused on:</p> <ul style="list-style-type: none"> • Reading/writing • Math or math with science • English language acquisition • Science, technology, engineering, and math (STEM) • Social emotional learning 	<p>Academics/enrichment focused on:</p> <ul style="list-style-type: none"> • Reading/writing • Math or math with science • Elementary to middle school transition • Middle school to high school transition • College/career readiness • Science, technology, engineering, and math (STEM) 	<p>Academics/enrichment focused on:</p> <ul style="list-style-type: none"> • Middle school to high school transition • College/career readiness • Credit recovery • Service hours • English language acquisition

SUMMER LEARNING HIGHLIGHTS

District Collaboration

Worked with SPS staff on several summer initiatives:

- Co-funding of three sites to serve more elementary students.
- Made websites more user-friendly for parents, cross-marketed each other's summer opportunities.
- Celebrated 'National Summer Learning Day' at Middle School site with Mayor, Deputy Superintendent, and School Board President.



Continued Focus on Program Quality

Contracted with School's Out Washington to help improve the quality of Levy-funded summer programs, with the belief that high-quality programs improve academic outcomes.

- 25 of 38 sites participated in the Summer Program Quality Assessment (PQA) supplemented with training, coaching, and technical assistance.

SUMMER LEARNING PERFORMANCE

Performance Measure	Targets Met 90% or ↑
Enrollment	19 of 23
Attendance	5 of 23
Kindergarten Readiness	8 of 17
HS Credits	4 of 5
District Assessments	<i>Data not available</i>
Program-Developed Assessments	
Elementary	7 of 12
Middle School	11 of 20
High School	5 of 7
Total	59 of 107

Fully enrolled, but struggled with attendance: Programs are fully enrolled, but struggle to meet 90% attendance rate primarily due to summer family vacations.

Lack of district assessment: Since the district discontinued use of Spring to Fall MAP, no formal way to measure gains from summer programs.

Quality of program-developed assessments: Heavier reliance on program-developed assessments means variation in terms of quality and rigor across programs.

SUMMER LEARNING CONTINUED SUPPORTS

1. **\$600K in RFI Levy funds to invest in new or existing summer programs:** Focus on programs serving Black students or areas of district not currently served.
2. **Additional Mayoral support for summer learning:** New City budget adds 200 more summer slots to serve students with culturally-specific programming.
3. **Expand program quality work:** Increase number of Levy sites (to 30+) participating in Program Quality Assessment and related supports.
4. **National Summer Learning Conference:** 15 Levy summer program providers attended the national summer conference in Seattle.



QUESTIONS