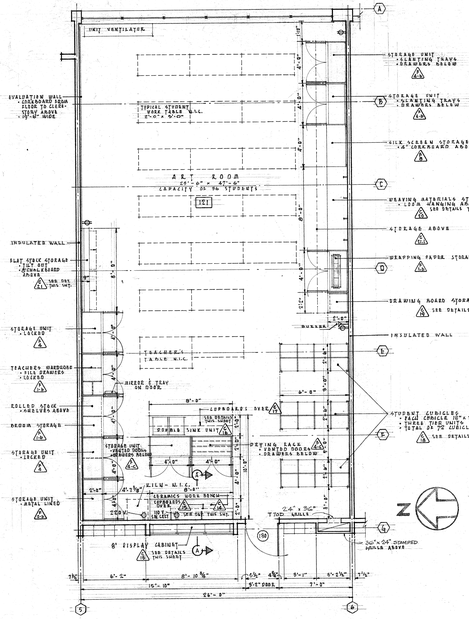

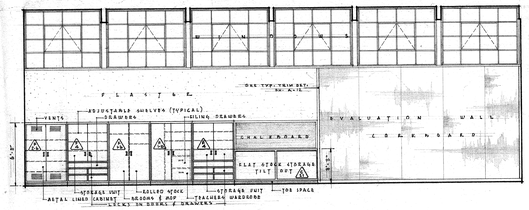

NORTH WALL
SCALE: 1/4" = 1'-0"

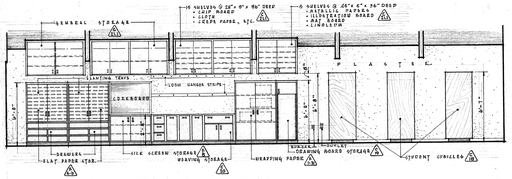

SOUTH WALL
SCALE: 1/4" = 1'-0"

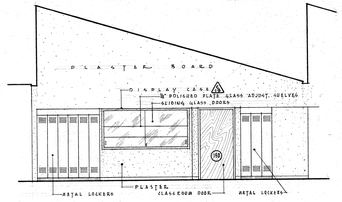

CORRIDOR WALL
SCALE: 1/4" = 1'-0"

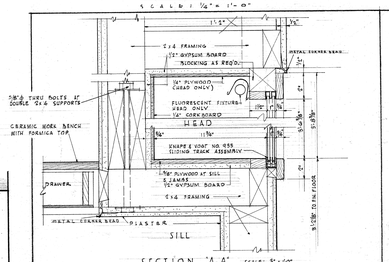

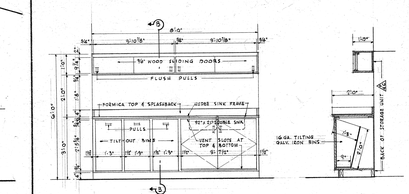

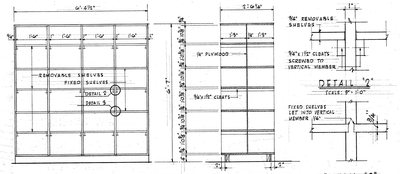

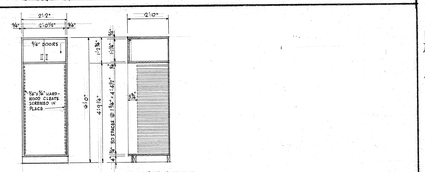

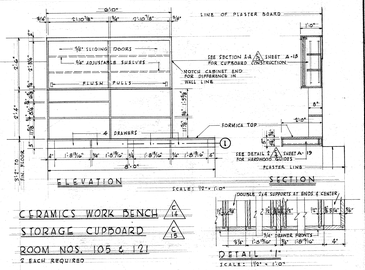

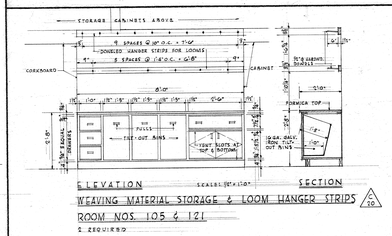

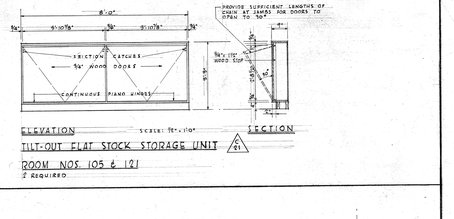

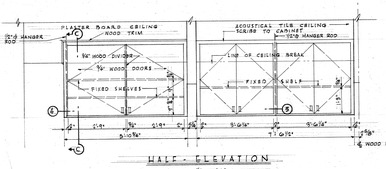

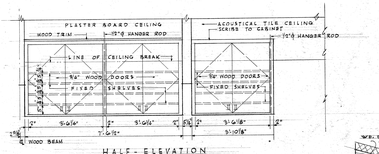

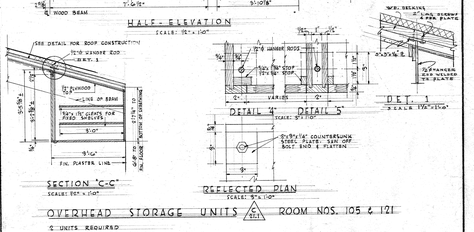

TYPICAL SECTION - EAST
SCALE: 1/4" = 1'-0"

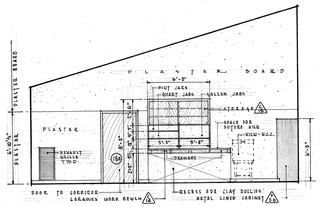

WEST WALL
SCALE: 1/2" = 1'-0"

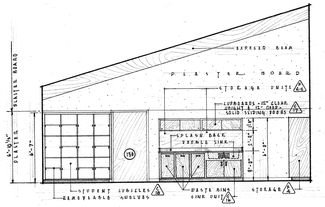

TYPICAL ART ROOM

REVISED TO REDUCE STAFFS BY 1 REDUCES CHECKED BY 1-31-57

ART ROOM DETAILS UNIT A

JOHN W. MALONEY REGISTERED ARCHITECT LICENSED WASHINGTON

EDMOND MEANY JUNIOR HIGH - RECREATION PROJECT
FOR THE
SEATTLE PUBLIC SCHOOL DISTRICT No. 1
AND THE
SEATTLE DEPARTMENT OF PARKS
30th AVENUE NORTH AT EAST REPUBLICAN STREET - SEATTLE, WASHINGTON

DATE 6-17-56 | DRAWN ROOME CARTER
DWG. NO. A 14 | JOHN W. MALONEY A.I.A. ARCHITECT | CHECKED MAY
754 CENTRAL BUILDING SEATTLE 1117 LARSON BLDG. YAKIMA WASHINGTON

139-0037

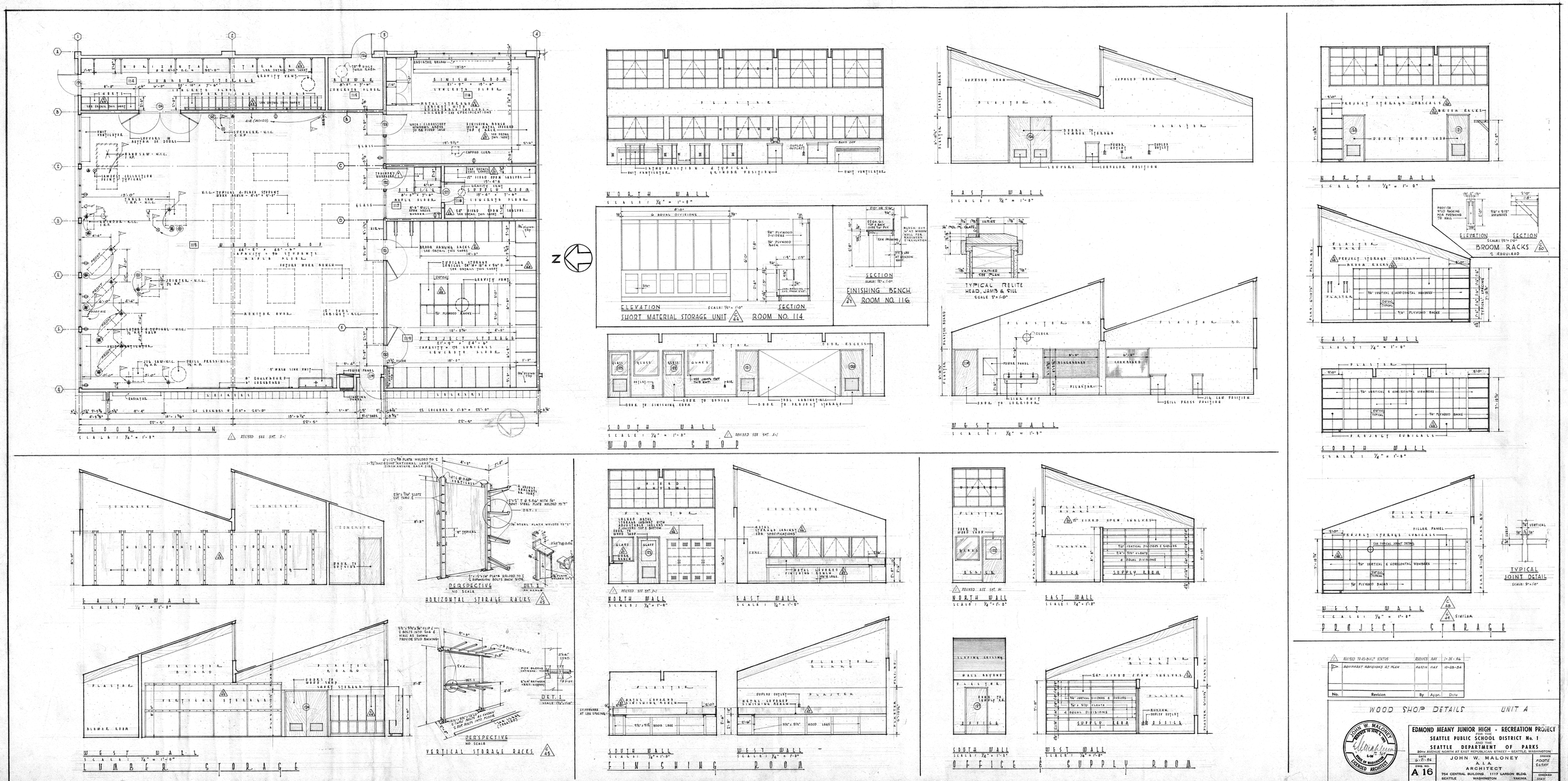
FLOOR PLAN
SCALE: 1/4" = 1'-0"
NORTH WALL
SCALE: 1/4" = 1'-0"
EAST WALL
SCALE: 1/4" = 1'-0"
ELEVATION
SHORT MATERIAL STORAGE UNIT
ROOM NO. 114
SECTION
FINISHING BENCH
ROOM NO. 116
TYPICAL RELITE HEAD, JAMB & SILL
SOUTH WALL
SCALE: 1/4" = 1'-0"
WOOD SHOP
WEST WALL
SCALE: 1/4" = 1'-0"
NORTH WALL
SCALE: 1/4" = 1'-0"
EAST WALL
SCALE: 1/4" = 1'-0"
SOUTH WALL
SCALE: 1/4" = 1'-0"
WEST WALL
SCALE: 1/4" = 1'-0"
PROJECT STORAGE
BROOM RACKS
TYPICAL JOINT DETAIL
EAST WALL
SCALE: 1/4" = 1'-0"
PERSPECTIVE
HORIZONTAL STORAGE RACKS
WEST WALL
SCALE: 1/4" = 1'-0"
LUMBER STORAGE
PERSPECTIVE
VERTICAL STORAGE RACKS
NORTH WALL
SCALE: 1/4" = 1'-0"
EAST WALL
SCALE: 1/4" = 1'-0"
SOUTH WALL
SCALE: 1/4" = 1'-0"
WEST WALL
SCALE: 1/4" = 1'-0"
FINISHING ROOM
NORTH WALL
SCALE: 1/4" = 1'-0"
EAST WALL
SCALE: 1/4" = 1'-0"
SOUTH WALL
SCALE: 1/4" = 1'-0"
WEST WALL
SCALE: 1/4" = 1'-0"
OFFICE & SUPPLY ROOM
REVISED TO AS-BUILT STATUS
REQUIRED REVISIONS AT PLAN
No.
Revision
By
Appr.
Date
WOOD SHOP DETAILS
UNIT A
JOHN W. MALONEY
REGISTERED TO PRACTICE ARCHITECTURE
LICENSED ARCHITECT
EDMOND MEANY JUNIOR HIGH - RECREATION PROJECT
FOR THE
SEATTLE PUBLIC SCHOOL DISTRICT No. 1
AND THE
SEATTLE DEPARTMENT OF PARKS
20TH AVENUE NORTH AT EAST REPUBLICAN STREET - SEATTLE, WASHINGTON
DATE
6-27-56
SCALE
1/4"=1'-0"
DWG. NO.
A 16
JOHN W. MALONEY
A.I.A.
ARCHITECT
754 CENTRAL BUILDING
SEATTLE
1117 LARSON BLDG.
WASHINGTON
YAKIMA
DRAWN
FOOTE
CHECKED
MALY
139-0035

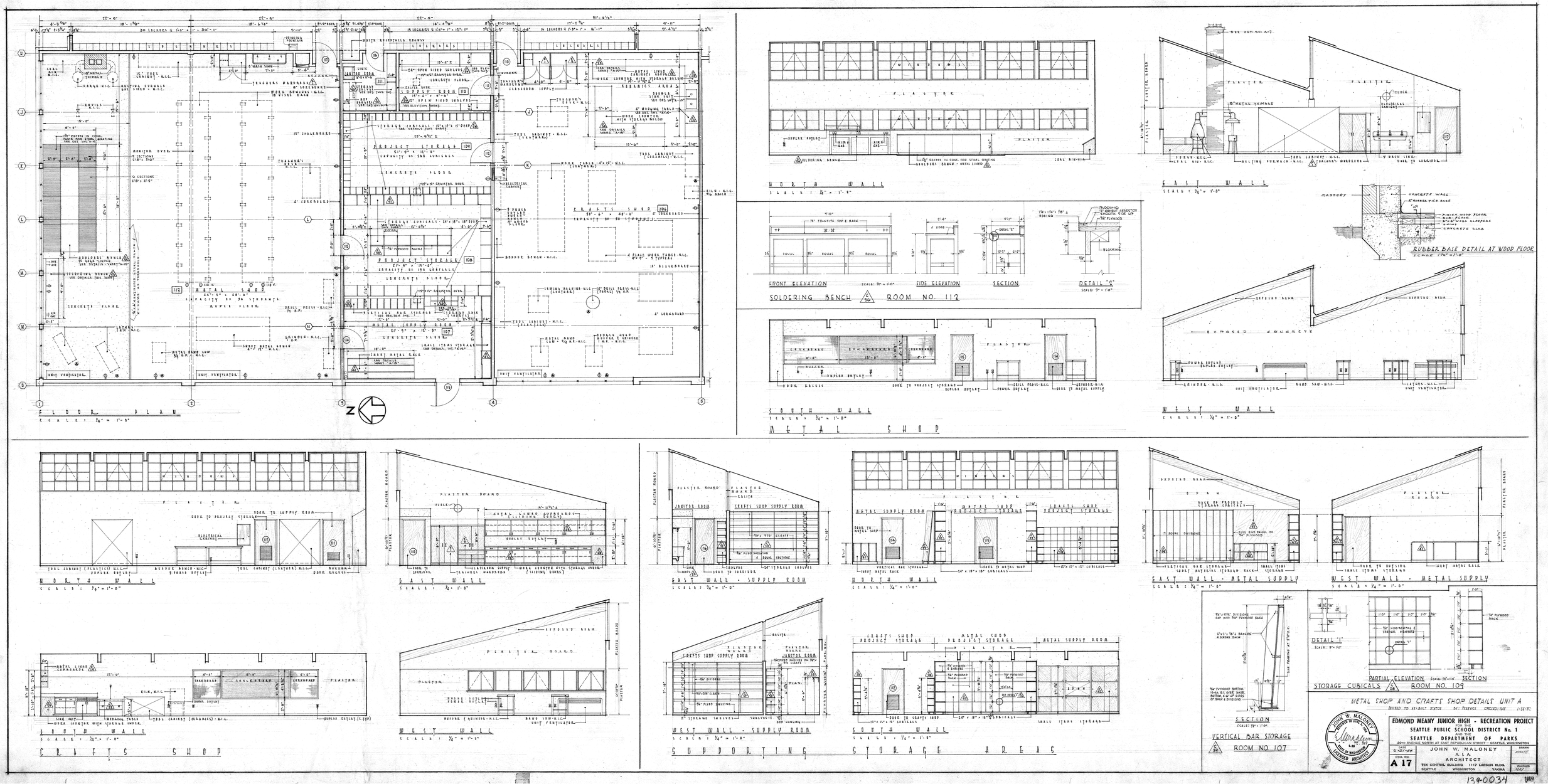
FLOOR PLAN
SCALE: 1/4" = 1'-0"
NORTH WALL
SCALE: 1/4" = 1'-0"
EAST WALL
SCALE: 1/4" = 1'-0"
FRONT ELEVATION
SIDE ELEVATION
SECTION
DETAIL "2"
SOLDERING BENCH
ROOM NO. 112
RUBBER BASE DETAIL AT WOOD FLOOR
SOUTH WALL
SCALE: 1/4" = 1'-0"
WEST WALL
SCALE: 1/4" = 1'-0"
METAL SHOP
NORTH WALL
SCALE: 1/4" = 1'-0"
EAST WALL
SCALE: 1/4" = 1'-0"
SOUTH WALL
SCALE: 1/4" = 1'-0"
WEST WALL
SCALE: 1/4" = 1'-0"
CRAFTS SHOP
EAST WALL - SUPPLY ROOM
SCALE: 1/4" = 1'-0"
NORTH WALL
SCALE: 1/4" = 1'-0"
EAST WALL - METAL SUPPLY
SCALE: 1/4" = 1'-0"
WEST WALL - METAL SUPPLY
SCALE: 1/4" = 1'-0"
WEST WALL - SUPPLY ROOM
SCALE: 1/4" = 1'-0"
SOUTH WALL
SCALE: 1/4" = 1'-0"
SUPPORTING STORAGE AREAS
SECTION
VERTICAL BAR STORAGE
ROOM NO. 107
DETAIL "1"
PARTIAL ELEVATION
SECTION
STORAGE CUBICALS
ROOM NO. 109
METAL SHOP AND CRAFTS SHOP DETAILS UNIT A
EDMOND MEANY JUNIOR HIGH - RECREATION PROJECT
FOR THE
SEATTLE PUBLIC SCHOOL DISTRICT No. 1
AND THE
SEATTLE DEPARTMENT OF PARKS
20th AVENUE NORTH AT EAST REPUBLICAN STREET - SEATTLE, WASHINGTON
JOHN W. MALONEY
A.I.A.
ARCHITECT
754 CENTRAL BUILDING 1117 LARSON BLDG.
SEATTLE WASHINGTON YAKIMA
A 17
139-0034

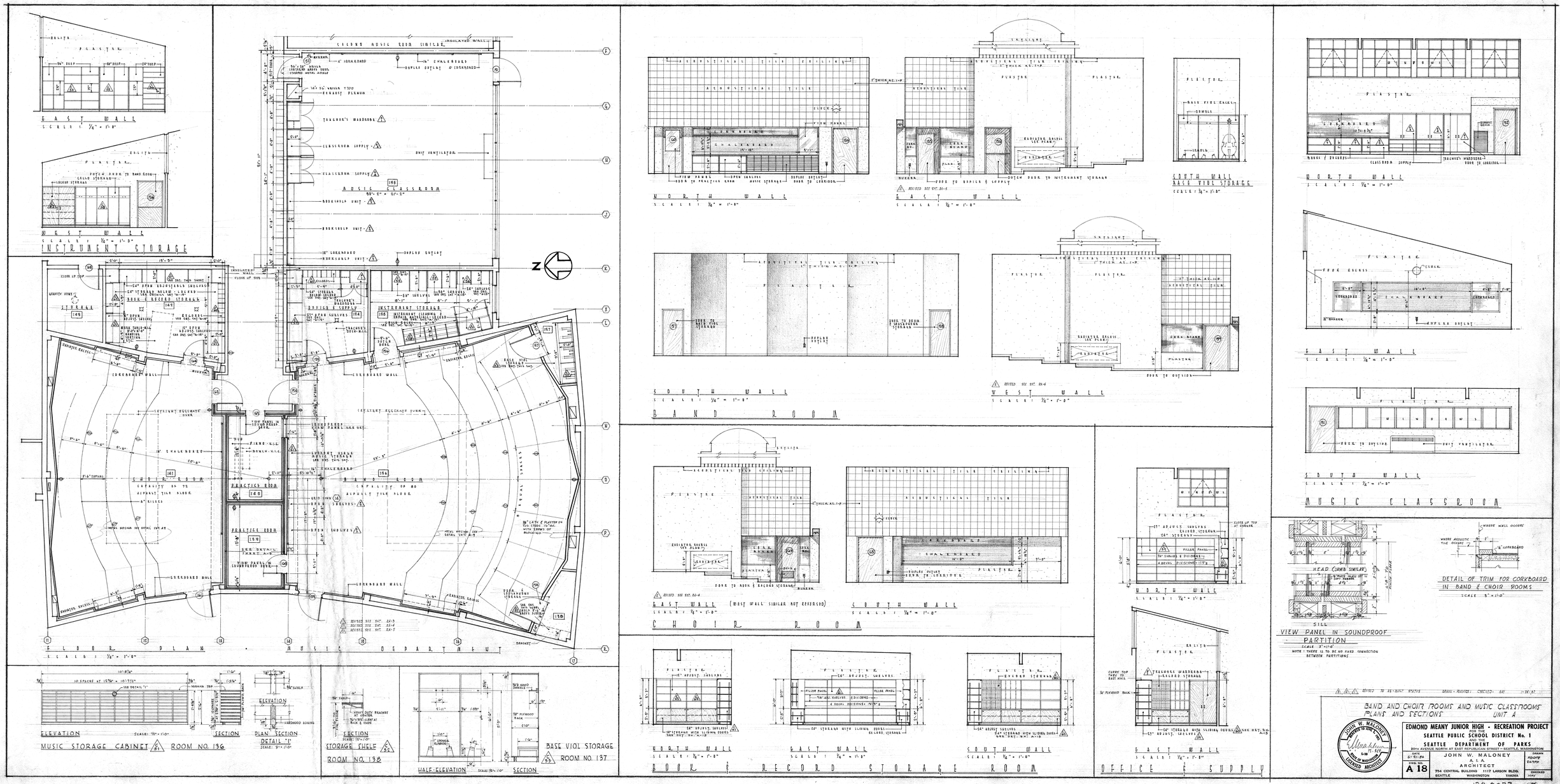
EAST WALL
SCALE: 1/4" = 1'-0"
WEST WALL
SCALE: 1/4" = 1'-0"
INSTRUMENT STORAGE
MUSIC CLASSROOM
STORAGE
BOOK & RECORD STORAGE
OFFICE & SUPPLY
INSTRUMENT STORAGE
CHOIR ROOM
PRACTICE ROOM
BAND ROOM
FLOOR PLAN
SCALE: 1/4" = 1'-0"
MUSIC DEPARTMENT
NORTH WALL
SCALE: 1/4" = 1'-0"
EAST WALL
SCALE: 1/4" = 1'-0"
SOUTH WALL
BASE VIOL STORAGE
SCALE: 1/4" = 1'-0"
SOUTH WALL
SCALE: 1/4" = 1'-0"
WEST WALL
SCALE: 1/4" = 1'-0"
BAND ROOM
EAST WALL (WEST WALL SIMILAR NOT REVERSED)
SCALE: 1/4" = 1'-0"
SOUTH WALL
SCALE: 1/4" = 1'-0"
CHOIR ROOM
NORTH WALL
SCALE: 1/4" = 1'-0"
EAST WALL
SCALE: 1/4" = 1'-0"
SOUTH WALL
SCALE: 1/4" = 1'-0"
BOOK & RECORD STORAGE ROOM
NORTH WALL
SCALE: 1/4" = 1'-0"
EAST WALL
SCALE: 1/4" = 1'-0"
OFFICE & SUPPLY
SOUTH WALL
SCALE: 1/4" = 1'-0"
MUSIC CLASSROOM
HEAD (JAMB SIMILAR)
SILL
VIEW PANEL IN SOUNDPROOF PARTITION
SCALE: 3" = 1'-0"
NOTE: THERE IS TO BE NO FIXED CONNECTION BETWEEN PARTITIONS
DETAIL OF TRIM FOR CORKBOARD IN BAND & CHOIR ROOMS
SCALE: 3" = 1'-0"
ELEVATION
SECTION
MUSIC STORAGE CABINET
ROOM NO. 136
ELEVATION
PLAN SECTION
DETAIL 1
SCALE: 1" = 1'-0"
SECTION
STORAGE SHELF
ROOM NO. 138
HALF-ELEVATION
SECTION
BASE VIOL STORAGE
ROOM NO. 137
REVISED TO AS-BUILT STATUS
DRAWN - RULERS: CHECKED - DATE
BAND AND CHOIR ROOMS AND MUSIC CLASSROOMS
PLANS AND SECTIONS
UNIT A
JOHN W. MALONEY
REGISTERED ARCHITECT
EDMOND MEANY JUNIOR HIGH - RECREATION PROJECT
FOR THE
SEATTLE PUBLIC SCHOOL DISTRICT No. 1
AND THE
SEATTLE DEPARTMENT OF PARKS
20TH AVENUE NORTH AT EAST REPUBLICAN STREET - SEATTLE, WASHINGTON
DATE 6-21-50
CHKD. No. A 18
JOHN W. MALONEY
A.I.A.
ARCHITECT
754 CENTRAL BUILDING 1117 LARSON BLDG.
SEATTLE WASHINGTON YAKIMA
DRAWN
CHECKED
139-0033

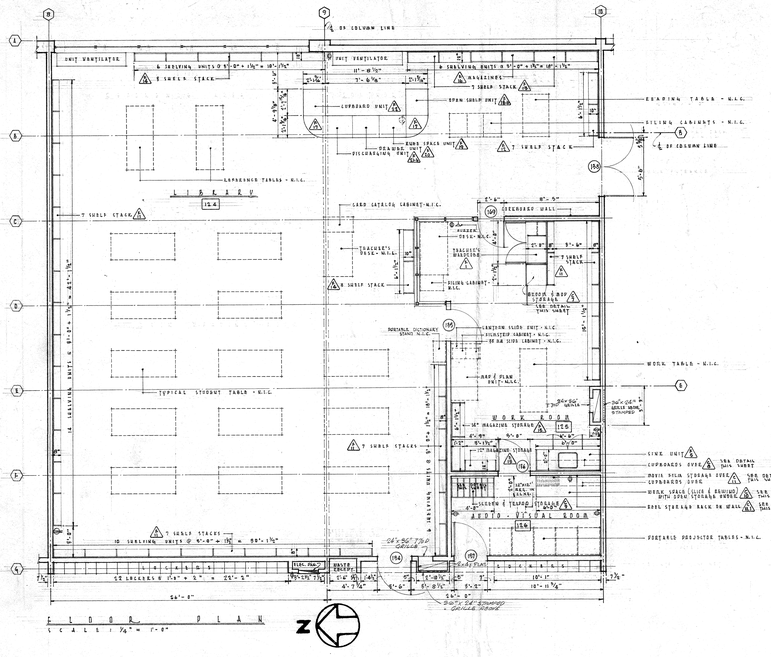

FLOOR PLAN
SCALE: 1/4" = 1'-0"

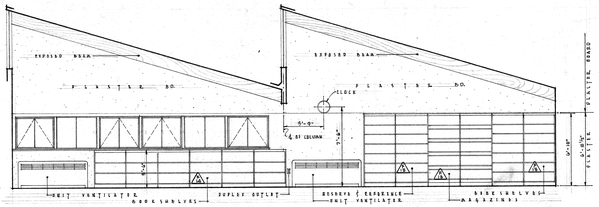

EAST WALL
SCALE: 1/4" = 1'-0"

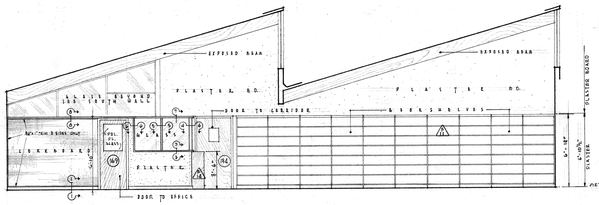

WEST WALL
SCALE: 1/4" = 1'-0"

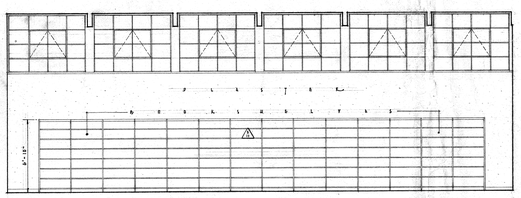

NORTH WALL
SCALE: 1/4" = 1'-0"

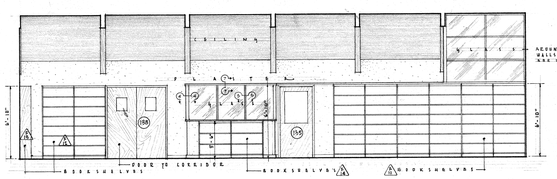

SOUTH WALL
SCALE: 1/4" = 1'-0"

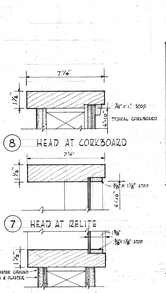

MILLWORK DETAILS
SCALE: 3" = 1'-0"

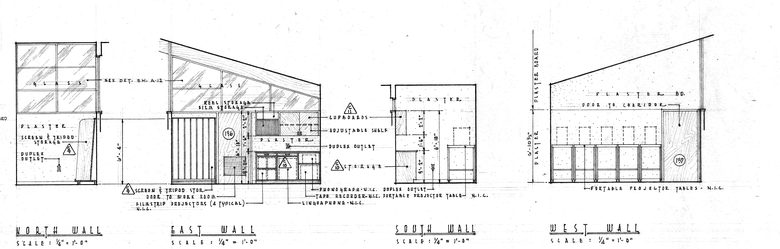

NORTH WALL
SCALE: 1/4" = 1'-0"

EAST WALL
SCALE: 1/4" = 1'-0"

SOUTH WALL
SCALE: 1/4" = 1'-0"

WEST WALL
SCALE: 1/4" = 1'-0"

AUDIO - VISUAL ROOM

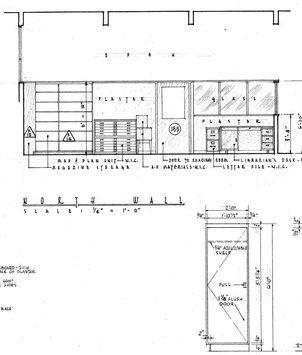

NORTH WALL
SCALE: 1/4" = 1'-0"

ELEVATION SECTION
SCALE: 1"=1'-0"

BROOM & MOP STORAGE 4/4
ROOM NO. 125

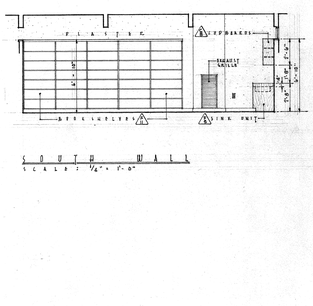

SOUTH WALL
SCALE: 1/4" = 1'-0"

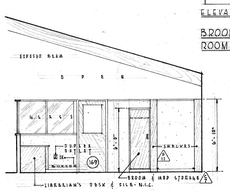

EAST WALL
SCALE: 1/4" = 1'-0"

OFFICE & WORK ROOM

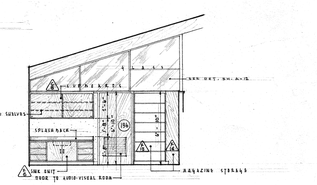

WEST WALL
SCALE: 1/4" = 1'-0"

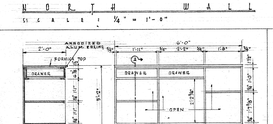

SECTION A-A ELEVATION
SCALE: 1"=1'-0"

WORK COUNTER & PROJECTOR STORAGE 10/4
ROOM NO. 126

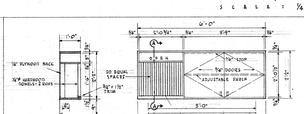

SECTION A-A ELEVATION
SCALE: 1"=1'-0"

FILM & STORAGE CUPBOARD 11/4
REEL STORAGE RACK 11/4 ROOM NO. 126

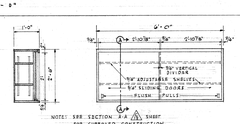

SECTION A-A ELEVATION
SCALE: 1"=1'-0"

NOTE: SEE SECTION A-A 3/4 SHEET FOR CUPBOARD CONSTRUCTION

CUPBOARD UNIT 5/4
ROOM NO. 125

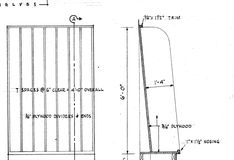

ELEVATION SECTION A-A
SCALE: 1"=1'-0"

SCREEN & TRIPOD STORAGE 4/4
ROOM NO. 126

REVISED TO AS-BUILT STATUS BY: REVIEWS CHECKED: RAY 1-24-57

LIBRARY DETAILS UNIT A

JOHN W. MALONEY REGISTERED ARCHITECT STATE OF WASHINGTON

EDMOND MEANY JUNIOR HIGH - RECREATION PROJECT
SEATTLE PUBLIC SCHOOL DISTRICT No. 1
SEATTLE DEPARTMENT OF PARKS
80TH AVENUE NORTH AT EAST REPUBLICAN STREET - SEATTLE, WASHINGTON

DATE 6-21-56 | CHK. NO. A 20 | JOHN W. MALONEY A.I.A. ARCHITECT 704 CENTRAL BUILDING SEATTLE 1117 LARSON BLDG. YAKIMA WASHINGTON | DRAWN FOOTE | CHECKED RAY

139-0031

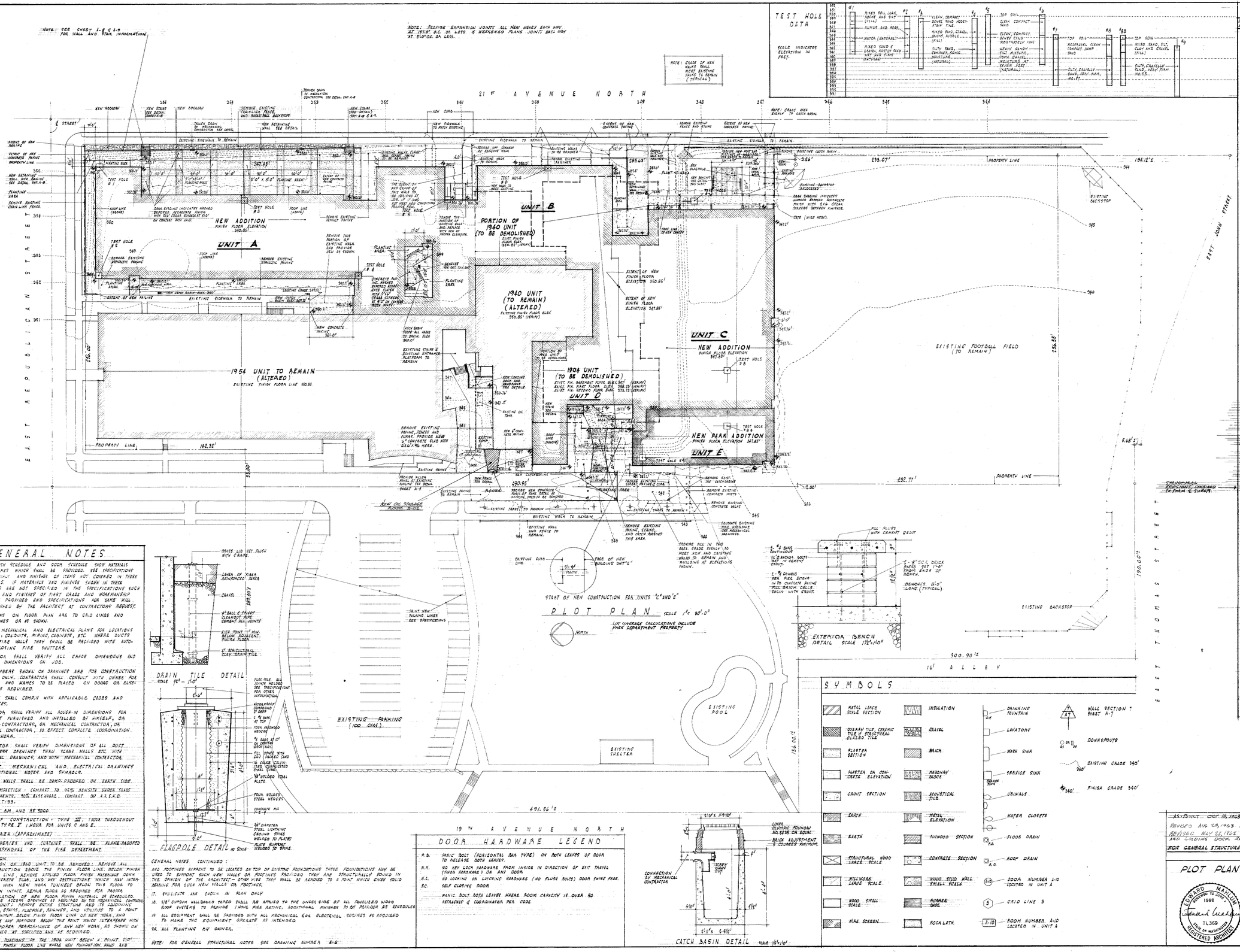

GENERAL NOTES

1. ROOM FINISH SCHEDULE AND DOOR SCHEDULE SHOW MATERIALS AND FINISHES WHICH SHALL BE PROVIDED. SEE SPECIFICATIONS FOR MATERIALS AND FINISHES OF ITEMS NOT COVERED IN THESE SCHEDULES. IF MATERIALS AND FINISHES SHOWN IN THESE SCHEDULES ARE NOT SPECIFIED IN THE SPECIFICATIONS SUCH MATERIALS AND FINISHES OF FIRST GRADE AND WORKMANSHIP SHALL BE PROVIDED AND SPECIFICATIONS FOR SAME WILL BE FURNISHED BY THE ARCHITECT AT CONTRACTORS REQUEST.
2. DIMENSIONS ON FLOOR PLAN ARE TO GRID LINES AND CENTER LINES OR AS SHOWN.
3. CONSULT MECHANICAL AND ELECTRICAL PLANS FOR LOCATIONS OF DUCTS, CONDUITS, PIPING, CABINETS, ETC. WHERE DUCTS PIERCE FIRE WALLS THEY SHALL BE PROVIDED WITH AUTOMATIC CLOSING FIRE SHUTTERS.
4. CONTRACTOR SHALL VERIFY ALL GRADE DIMENSIONS AND EXISTING DIMENSIONS ON JOB.
5. ROOM NUMBERS SHOWN ON DRAWINGS ARE FOR CONSTRUCTION PURPOSES ONLY. CONTRACTOR SHALL CONSULT WITH OWNER FOR NUMBERS AND NAMES TO BE PLACED ON DOORS OR ELSEWHERE AS REQUIRED.
6. ALL WORK SHALL COMPLY WITH APPLICABLE CODES AND ORDINANCES.
7. CONTRACTOR SHALL VERIFY ALL ROUGH-IN DIMENSIONS FOR EQUIPMENT FURNISHED AND INSTALLED BY HIMSELF, OR HIS SUB-CONTRACTORS, OR MECHANICAL CONTRACTOR, OR ELECTRICAL CONTRACTOR, TO EFFECT COMPLETE COORDINATION OF ALL WORK.
8. CONTRACTOR SHALL VERIFY DIMENSIONS OF ALL DUCT AND ACCESS OPENINGS THRU SLABS WALLS ETC. WITH MECHANICAL DRAWINGS AND WITH MECHANICAL CONTRACTOR.
9. CONSULT MECHANICAL AND ELECTRICAL DRAWINGS FOR ADDITIONAL NOTES AND SYMBOLS.
10. TUNNEL WALLS SHALL BE DAMP-PROOFED ON EARTH SIDE.
11. EARTH COMPACTION - COMPACT TO 95% DENSITY UNDER SLABS AND PAVEMENTS; 90% ELSEWHERE. COMPACT BY A.S.T.M.D. METHOD T-99.
12. ZONING - AM, AND AS 5000
13. TYPE OF CONSTRUCTION - TYPE III 1 HOUR THROUGHOUT EXCEPT TYPE I 3 HOUR FOR UNITS C AND E.
14. ROOF AREA (APPROXIMATE)
15. ALL DRAINERIES AND CURTAINS SHALL BE FLAME-PROOFED TO THE APPROVAL OF THE FIRE DEPARTMENT.
16. DEMOLITION:
   a. PORTION OF 1940 UNIT TO BE REMOVED: REMOVE ALL CONSTRUCTION ABOVE THE FINISH FLOOR LINE, BELOW FINISH FLOOR LINE REMOVE EXPOSED FOOTINGS, MATERIALS DOWN TO CONCRETE SLAB, AND ANY OBSTRUCTIONS WHICH MAY INTERFERE WITH NEW WORK TUNNELS BELOW THIS FLOOR TO REMAIN INTACT. REMOVE FLOOR AS REQUIRED FOR PATCH INSTALLATION OF NEW FLOOR FINISH MATERIAL AS SCHEDULED. PROVIDE ACCESS OPENINGS AS REQUIRED BY THE MECHANICAL CONTRACTOR.
   b. 1908 UNIT: REMOVE ENTIRE STRUCTURE AND ITS ADJOINING WALKS, STAIRS, FLAGPOLE, RAILINGS, AND UTILITIES TO POINT 1'-0" MINIMUM BELOW FINISH FLOOR LINE OF NEW WORK, AND REMOVE ANY PORTIONS BELOW THIS POINT WHICH INTERFERES WITH THE PROPER PERFORMANCE OF ANY NEW WORK, AS SHOWN ON DRAWINGS AS REQUIRED.

   NOTE: PORTIONS OF THE 1908 UNIT BELOW A POINT 1'-0" BELOW FINISH FLOOR LINE WHERE NEW FOUNDATION WALLS AND FOOTINGS HAPPEN TO BE LOCATED ON TOP OF EXISTING FOUNDATIONS TYPES FOUNDATIONS MAY BE USED TO SUPPORT SUCH NEW WALLS ON FOOTINGS SPECIFIED THEY ARE STRUCTURALLY SOUND IN THE OPINION OF THE ARCHITECT - OTHER WISE THEY SHALL BE REMOVED TO A POINT WHICH GIVES SOLID BEARING FOR SUCH NEW WALLS OR FOOTINGS.

17. EXCAVATE AS SHOWN IN PLAN ONLY
18. 1/8" GYPSUM WALLBOARD TAPED SHALL BE APPLIED TO THE UNDER SIDE OF ALL EXPOSED WOOD FLOOR SYSTEMS TO PROVIDE 1 HOUR FIRE RATING. ADDITIONAL RATINGS TO BE PROVIDED AS SCHEDULED
19. ALL EQUIPMENT SHALL BE PROVIDED WITH ALL MECHANICAL AND ELECTRICAL DEVICES AS REQUIRED TO MAKE THE EQUIPMENT OPERATE AS INTENDED.
20. ALL PLANTING BY OWNER.

NOTE: FOR GENERAL STRUCTURAL NOTES SEE DRAWING NUMBER A-6

DOOR HARDWARE LEGEND

P.B. PANIC BOLT (HORIZONTAL BAR TYPE) ON BOTH LEAVES OF DOOR TO RELEASE BOTH LEAVES

N.K. NO KEY LOCK HARDWARE FROM INSIDE IN DIRECTION OF EXIT TRAVEL (PASS HARDWARE) ON ANY DOOR

N.L. NO LOCKING OR LATCHING HARDWARE (NO PUSH BOLTS) DOOR SWING FREE.

S.C. SELF CLOSING DOOR

PANIC BOLT BOTH LEAVES WHERE ROOM CAPACITY IS OVER 50 ASTRAGALS & COORDINATOR PER CODE

SYMBOLS

METAL LIKE SCALE SECTION
QUARRY TILE, CERAMIC TILE & STRUCTURAL CLAY TILE
PLASTER SECTION
PLASTER ON CONCRETE ELEVATION
GROUT SECTION
EARTH
SAND
STRUCTURAL WOOD LIKE SCALE
MILLWORK LIKE SCALE
WOOD SMALL SCALE
WIRE SCREEN
INSULATION
GRAVEL
BRICK
MASONRY BLOCK
ACOUSTICAL TILE
METAL ELEVATION
PLYWOOD SECTION
CONCRETE SECTION
WOOD STUD WALL SMALL SCALE
RUBBER BASE
ROCK LATH
DRINKING FOUNTAIN
LAVATORY
WASH SINK
SERVICE SINK
URINALS
WATER CLOSETS
FLOOR DRAIN
ROOF DRAIN
DOOR NUMBER L-10 LOCATED IN UNIT A
GRID LINE 9
ROOM NUMBER A-10 LOCATED IN UNIT A
WALL SECTION 7 SHEET A-7
DOWNSPOUTS
EXISTING GRADE 340'
FINISH GRADE 340'

AS-BUILT - OCT. 08, 1968
REVISED NOV. 28, 1968 CHANGE MILK AT UNITS C & E TO MORE CONVENTIONAL AND LOADING DOOR REVISED.
FOR GENERAL STRUCTURAL NOTES SEE DRAWING NO. A-6

INDEX TO DRAWINGS

DRAWING NUMBER	TITLE
	ARCHITECTUAL
A-1	PLOT PLAN, GENERAL NOTES, & INDEX
A-2	TOPOGRAPHY SURVEY
A-3	DOOR SCHEDULE & DETAILS
A-4	ROOM MATERIAL & FINISH SCHEDULE
A-5	KEY FLOOR PLAN, 1/16" SCALE
A-6	KEY FOUNDATION PLAN, 1/16" SCALE, & STRUCTURAL NOTES
A-7	KEY ROOF PLAN & ELEVATIONS, 1/16" SCALE
A-8	UNIT A - FOUNDATION PLAN, 1/8" SCALE
A-9	UNIT A - FLOOR PLAN, 1/8" SCALE
A-10	UNIT A - ROOF PLAN, 1/8" SCALE
A-11	UNIT A&C - ELEVATIONS & SECTIONS, 1/8" SCALE
A-12	UNIT B - FOUNDATION PLAN, 1/8" SCALE
A-13	UNIT B - FLOOR PLAN 1/8" SCALE
A-14	UNIT B - ROOF PLAN, 1/8" SCALE
A-15	UNIT B - UPPER ROOF PLAN, 1/8" SCALE
A-16	UNIT B - ELEVATIONS & SECTIONS, 1/8" SCALE
A-17	UNIT C - FOUNDATION PLAN & UPPER ROOF PLANS
A-18	UNIT C - FLOOR PLAN & ROOF PLAN 1/8" SCALE
A-19	UNITS C, D, & E ELEVATIONS & SECTIONS, 1/8" SCALE
A-20	UNITS D&E - FOUNDATION PLAN 1/8" SCALE
A-21	UNITS D&E - FLOOR PLAN 1/8" SCALE
A-22	UNITS D&E - ROOF PLAN 1/8" SCALE
A-23	TYPICAL WINDOWS AND WALL SECTIONS
A-24	FIRE DOORS (AND MAIN ENTRANCE TO FOYER)
A-25	KITCHEN PLAN, 1/4" SCALE AND DETAILS
A-26	KITCHEN DETAILS
A-27	TYPICAL CLASSROOM AND MISCELLANEOUS DETAILS
A-28	SPECIAL CLASSROOMS AND DETAILS
A-29	SPECIAL CLASSROOMS AND DETAILS
A-30	TOILETS AND MISCELLANEOUS DETAILS
A-31	ENTRANCES AND FIREDOORS
AA-1	ADDENDUM NO. 1 ADDITIONS AND CHANGES
AA-2	REVISED ACOUSTICAL TILE LAYOUT
AA-3	REVISIONS OF VANITIES CASES CONSETS
AA-4	REVISION TO SHELVES ROOM D-23
AA-5	REVISION TO MILLWORK ROOM B-20
AA-6	REVISIONS ROOM A-8 LANGUAGE ARTS
AM-1	BOOK ROOM REVISIONS
AM-2	MISCELLANEOUS MINOR REVISIONS
AM-3	REVISIONS TO OIL STORAGE ROOM AND BICYCLE PARKING YARD
AM-4	ADDITIONS AND REVISIONS ROOM D-9
AM-5	CONCRETE C & E REVISED LOCATION AND DETAILS
AM-6	PARTIAL FIRST FLOOR PLAN UNIT B
A-41	EXPLANATORY DETAILS CABINETS AT ART ROOM 107
AA-8	EXPLANATORY DETAIL CORRIDOR SCREEN AREA
AA-9	FIRST FLOOR EXPANSION OFFICE AREA & DETAILS
AA-10	ELEVATIONS & SECTIONS CORRIDOR & HALL 104
AM-7	REVISED KITCHEN ROOM DESIGN, FAN ROOM FLOOR FRAMING; SEISMIC CONNECTION DETAILS; REVISION OF FOUNDATION DETAILS UNIT C
	MECHANICAL
M-1	PLOT PLAN & LEGEND
M-2	FLOOR PLAN 1/16" SCALE (ALL UNITS)
M-3	FOUNDATION & TUNNEL PLAN 1/16" SCALE (ALL UNITS)
M-4	UNIT "A" FLOOR PLAN
M-5	UNIT "B" FLOOR PLAN
M-6	UNIT "C" FLOOR PLAN
M-7	UNITS "D&E" FLOOR PLANS
M-8	BOILER ROOM PLAN & DETAILS
M-9	FAN ROOM PLANS & DETAILS
A-7	KEY ROOF PLAN & ELEVATIONS
EM-1	MECHANICAL REVISIONS AUDITORIUM FAN ROOM
	ELECTRICAL
E-1	LEGEND, DIAGRAMS, AND PANEL SCHEDULE
E-2	FLOOR PLAN 1/16" SCALE (ALL UNITS)
E-3	UNIT "A" FLOOR PLAN
E-4	UNIT "B" FLOOR PLAN
E-5	UNIT "C" FLOOR PLAN & DETAILS
E-6	UNITS "D" & "E" FLOOR PLANS
A-7	KEY ROOF PLAN & ELEVATIONS.

PLOT PLAN, GENERAL NOTES, & INDEX

ALTERATIONS AND ADDITION TO
EDMOND MEANY JUNIOR HIGH SCHOOL - RECREATION PROJECT
FOR THE
SEATTLE SCHOOL DISTRICT NO. 1
AND THE
SEATTLE DEPARTMENT OF PARKS
21ST AVENUE NORTH & EAST REPUBLICAN STREET

EDWARD MAHLUM REGISTERED ARCHITECT ADMITTED TO PRACTICE 1923 TL369 STATE OF WASHINGTON

DWG. NO. **A-1**

EDWARD MAHLUM · ARCHITECT A.I.A.
320 LLOYD BUILDING SEATTLE, WASHINGTON

DATE MAY 6, 1968 | DRAWN J.COFF | CHECKED EM

139-0102

Dwg. No. ... any interior & Park and Pavilion required?

Plot - Indox - Gen. Notes - Sh A-1

21ST AVENUE NORTH

PROPERTY LINE

BASE LINE

EAST REPUBLICAN STREET

PROPERTY LINE

20TH AVENUE NORTH

UNIT 'A'

UNIT 'B'

UNIT 'C'

UNIT 'D'

UNIT 'E'

1954 UNIT

1940 UNIT

1940 UNIT

CLASSROOM A-14 · OFFICE A-21 · CLASSROOM A-15 · CORRIDOR A-1 · CLASSROOM A-16 · CLASSROOM A-16 · CLASSROOM A-17 · CLASSROOM A-18 · CLASSROOM A-19 · CLASSROOM A-20 · FOYER A-3 · CORRIDOR A-2 · CLASSROOM A-12 · CLASSROOM A-11 · CLASSROOM A-10 · CLASSROOM A-9 · CLASSROOM A-8 · CLASSROOM A-7 · CLASSROOM A-6 · OFFICE A-22 · HALL A-24 · JANITOR A-23

CLASSROOM B-5 · CLASSROOM B-6 · COURT B-8 · CLASSROOM B-7 · BOYS' TOILET B-11 · GIRLS' TOILET B-12 · BOYS' REST ROOM B-10 · GIRLS' REST ROOM B-13 · NURSE B-14 · WAITING B-15 · CORRIDOR B-1 · BOYS' TOILET B-31 · OFFICE B-40 · GIRLS' TOILET B-32 · JANITOR B-42 · FACULTY DINING ROOM B-41 · OFFICE B-42 · TOILET B-43 · DRESSING ROOM B-45 · MULTI-PURPOSE ROOM B-44 · WOMEN B-29 · MEN B-30 · TABLES B-46 · WOMEN B-33 · VESTIBULE B-34 · WOMENS REST ROOM B-36 · CLOSET B-37 · TEACHERS LOUNGE B-39 · COURT B-9 · KITCHEN B-45 · JANITOR B-35 · MEN B-38 · HALL B-32 · STORE-ROOM B-31 · FLOAT TEACHERS B-38 · MENS REST ROOM B-35 · GARAGE B-48 · KITCHEN HELPER B-49 · STOREROOM B-47 · NEW CLASS 'A' FIRE DOORS BOTH SIDES

COUNSELOR B-16 · COUNSELOR B-17 · COUNSELOR B-18 · COUNSELOR B-19 · COUNSELOR B-20 · CONFERENCE B-21 · ATTENDANCE B-16 · CONFERENCE B-22 · VICE PRINCIPAL B-23 · WAITING B-28 · WORK ROOM B-24 · PRINCIPAL B-26 · PUBLIC WAITING ROOM B-27 · CLERKS B-25 · CORRIDOR B-2 · TELEPHONE EQUIPMENT B-47 · CHAIRS B-43 · CHAIRS B-42 · STAIR B-6 · STAIR HALL B-3 · FOYER C-1 · TICKET BOOTH B-28 · PLATFORM B-41 · BOOK ROOM B-51 · BOYS' TOILET B-4 · GIRLS' TOILET B-5 · MEN B-39 · JANITOR B-40 · WOMEN B-41 · CORRIDOR

CLOSET (MEN) C-7 · TOILET & SHOWER C-9 · FOLDING DOOR POCKET C-17 · TOILET & SHOWER C-10 · CLOSET (WOMEN) C-8 · HALL C-6 · GIRLS' LOCKER ROOM C-11 · OFFICE C-13 · EQUIPMENT ROOM C-15 · GIRLS' TOILET C-14 · EQUIPMENT ROOM C-16 · OFFICE C-12 · BOYS' REST ROOM C-12 · BOYS' TOILET C-15 · HALL C-19 · GIRLS' LOCKER ROOM C-18 · BOYS' LOCKER ROOM C-19 · LINEN C-21 · TOWELS C-22 · DRYING C-26 · GIRLS' SHOWER C-24 · BOY SHOWER C-27 · DRYING C-28 · SHOWER STALLS C-30 · JANITOR C-31 · CORRIDOR C-20 · TOWELS C-23 · SEE SHEET A-5 FOR AS-BUILT CHANGES

CORRIDOR C-5 · HALL C-9 · BOYS' LOCKERS C-32 · OFFICE C-6 · STORE-ROOM C-7 · LOBBY C-1 · GIRLS' LOCKER ROOM C-8 · GIRLS' SHOWERS C-10 · BOYS' SHOWER C-11 · HALL C-12 · BOYS' TOILET C-13 · STOREROOM C-25 · FAN ROOM C-16 · OUTDOOR EQUIPMENT C-17 · KITCHENETTE C-2 · SOCIAL ROOM C-4 · CAKE ROOM C-3 · MULTI-PURPOSE ROOM C-5

GYMNASIUM C-14

WOOD SHOP 117 1954 · DRAFTING ROOM 115 1954 · ART ROOM 113 1954 · SCIENCE ROOM 111 1954 · SCIENCE ROOM 109 1954 · LIBRARY 1954 · CORRIDOR 1954 · METAL SHOP 118 1954 · CRAFTS SHOP 116 1954 · ART ROOM 114 1954 · SCIENCE ROOM 112 1954 · SCIENCE ROOM 110 1954 · EXISTING CLOTHING ROOM 108 1954 · NEW GENERAL PURPOSE ROOM 108 1954 · EXISTING GENERAL PURPOSE ROOM 107 1954 · NEW ART ROOM · SEE SHEET A-28

CLASSROOM 102 1954 · MUSIC ROOM 103 1954 · CHOIR ROOM 106 1954 · BAND AND ORCHESTRA ROOM 104 1954 · ENTRANCE PLATFORM 1954 · NEW LOADING DOCK · SERVICE YARD · BICYCLE PARKING YARD · EXISTING FOODS ROOM 109 1940 · EXISTING FOODS ROOM NO. 10 · GENERAL PURPOSE ROOM D-5 · CUSTODIANS OFFICE D-11 1940 · CUSTODIANS LOUNGE D-12 · CUSTODIANS WORK ROOM D-8 · MAINTENANCE ROOM D-9 · TOILET D-13 1940 · REMOVE EXISTING 40 LOCKERS IN EXISTING CORRIDOR D-10 TO BE REMOVED · STOREROOM D-6 · EXISTING CLOTHING ROOM NO. 11 · CORRIDOR D-1 · HALL D-2 · STOREROOM D-4 · CLOTHING ROOM D-4 · GENERAL PURPOSE ROOM D-3 · JANITOR D-15 · CORRIDOR D-15 · RAMP D-16 · SEE SHEET A-5 FOR AS-BUILT CHANGES · SEE SHEET A-5 FOR AS-BUILT CHANGES

EXISTING 6' CONCRETE WALL WITH BALANCE SLIDING GATE TO REMAIN · REMOVE EXISTING 107 LOCKERS IN THIS AREA · REMOVE EXIST. T. LOCKERS & CASE W/ DISPLAY CASE · REMOVE EXIST. 8" CONC. WALL IN FLOOR AND BASEMENT AS SHOWN · NEW CLASS 'A' FIRE DOORS BOTH SIDES · NOTE: EXISTING CLASS 'A' FIRE DOORS BOTH SIDES · 8" CONCRETE FIRE WALL EXISTING WITH PARAPET · NOTE: NEW DOOR TO BE FIRE DOOR WITH FIRE GLASS

WOMENS TOILET · GIRLS TOILET 1954 · 15 WATER CLOSETS · 3-THREE HEAD LAVATORIES · BOYS' TOILET 1954 · 16 WATER CLOSETS · 10 URINALS · 3-THREE HEAD LAVATORIES · MENS TOILET

KEY FLOOR PLAN 1/64" = 1'0"

0 5 10 20 40 60

NORTH

ELEVATION 1/4"=1'0"
WOVEN WIRE MESH PANEL DETAILS.

Note: Provide new movable wire mesh panels to fit existing condition.

DETAIL OF TOP & BOTTOM RAIL & POSTS.
FULL SCALE.

- Existing pipe railing top for machine screws.
- Galvanized machine screws @ 16" oc.
- 3/8" x 1/2" channel (galvanized)
- Woven wire mesh (#10-11½ diamond mesh, galv.)

LOCKER SCHEDULE :

LOCKERS REQUIRED	714
EXISTING LOCKERS IN 1954 UNIT	437
EXISTING LOCKERS IN 1940 UNIT	40
TOTAL EXISTING LOCKERS	477
REMOVE FROM 1940 UNIT	40
REMOVE FROM 1954 UNIT	114
TOTAL LOCKERS TO BE REMOVED	154
TOTAL LOCKERS EXISTING AFTER REMOVAL	323
NEW LOCKERS REQUIRED	391
TOTAL LOCKERS	714

AS-BUILT CHANGES OCT 15, 1962

1) SEE FLOR PLAN SHEET A-1 FOR REVISED WALK LAYOUT.
2) SEE SHEET A-5 FOR UNITS C & E REVISED LOCATION AND CHANGES, ALSO SHEET A-10, UNIT C FLOOR PLAN & ROOF PLAN FOR CHANGES DUE TO SHIFTING UNITS C & E.
3) SEE SHEET A-5 FOR REVISED REVISIONS TO OIL STORAGE ROOM AND BICYCLE PARKING YARD. ALSO SHEET A-10 UNITS C & E FLOOR PLAN.

KEY FLOOR PLAN 1/16" SCALE

EDWARD MAHLUM REGISTERED TO PRACTICE IN WASH. STATE 1962 · EDWARD MAHLUM 11369 REGISTERED ARCHITECT

ALTERATIONS AND ADDITION TO
EDMOND MEANY JUNIOR HIGH SCHOOL - RECREATION PROJECT
FOR THE
SEATTLE SCHOOL DISTRICT NO. 1
AND THE
SEATTLE DEPARTMENT OF PARKS
21ST AVENUE NORTH & EAST REPUBLICAN STREET

DWG. NO. A-5 · EDWARD MAHLUM · ARCHITECT A.I.A. · 320 LLOYD BUILDING · SEATTLE, WASHINGTON · DATE: MAY 5, 1961 · DRAWN: ARNELO · CHECKED:

139-0100

LOCKER SCHEDULE 1/4" · WIRE SCREENS AT UNIT 'A' & CAFETE

FIRST FLOOR PLAN UNIT A

SCALE 1/8" = 1'-0"

THIN VENEER DETAILS

(BRICK TILE ON DWGS., A.T. ON SCHEDULES)

SCALE : 3" = 1'-0"

CORNER TRIM DETAIL

VERTICAL SPACER DETAIL

BASE DETAIL

CERAMIC TILE, CONVENTIONAL SETTING & THIN SET AT MASONRY WALLS

CERAMIC TILE, CONVENTIONAL SETTING AT WOOD STUDS

SEE SPECIFICATIONS

CERAMIC TILE, THIN SET AT WOOD STUDS

SEE SPECIFICATIONS

CERAMIC TILE SETTING DETAILS

SCALE : 3" = 1'-0"

DIVIDER STRIP DETAIL HALF SIZE

EXTERIOR ABRASIVE ℄ THRESHOLD 1½" = 1'-0"

INTERIOR ABRASIVE ℄ THRESHOLD 1½" = 1'-0"

ANGLE BASE 1½" = 1'-0"

CEMENT BASE 1½" = 1'-0"

QUARRY TILE BASE 1½" = 1'-0"

CERAMIC TILE BASE 1½" = 1'-0"

AS-BUILT CHANGES. OCT 18, 1965

1) SEE SHEET A.E-1 REVISIONS ROOM A-10 LANGUAGE ARTS

UNIT A FLOOR PLAN 1/8" SCALE

EDWARD MAHLUM REGISTERED TO PRACTICE 1942 — REGISTERED ARCHITECT — STATE OF WASHINGTON

ALTERATIONS AND ADDITION TO

EDMOND MEANY JUNIOR HIGH SCHOOL - RECREATION PROJECT

FOR THE

SEATTLE SCHOOL DISTRICT NO. 1

AND THE

SEATTLE DEPARTMENT OF PARKS

21ST AVENUE NORTH & EAST REPUBLICAN STREET

DWG NO A-9 | TL369

EDWARD MAHLUM · ARCHITECT A.I.A.

320 LLOYD BUILDING SEATTLE, WASHINGTON

DATE: MAY 5, 1961 | DRAWN: TAYLOR | CHECKED:

139-0096

A-8 FLOOR PLAN UNIT A SH A-9

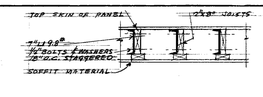

TYPICAL ROOF PANEL ANCHORAGE - PANELS AT RIGHT ANGLES TO PARTITION SCALE 3/4"=1'-0"

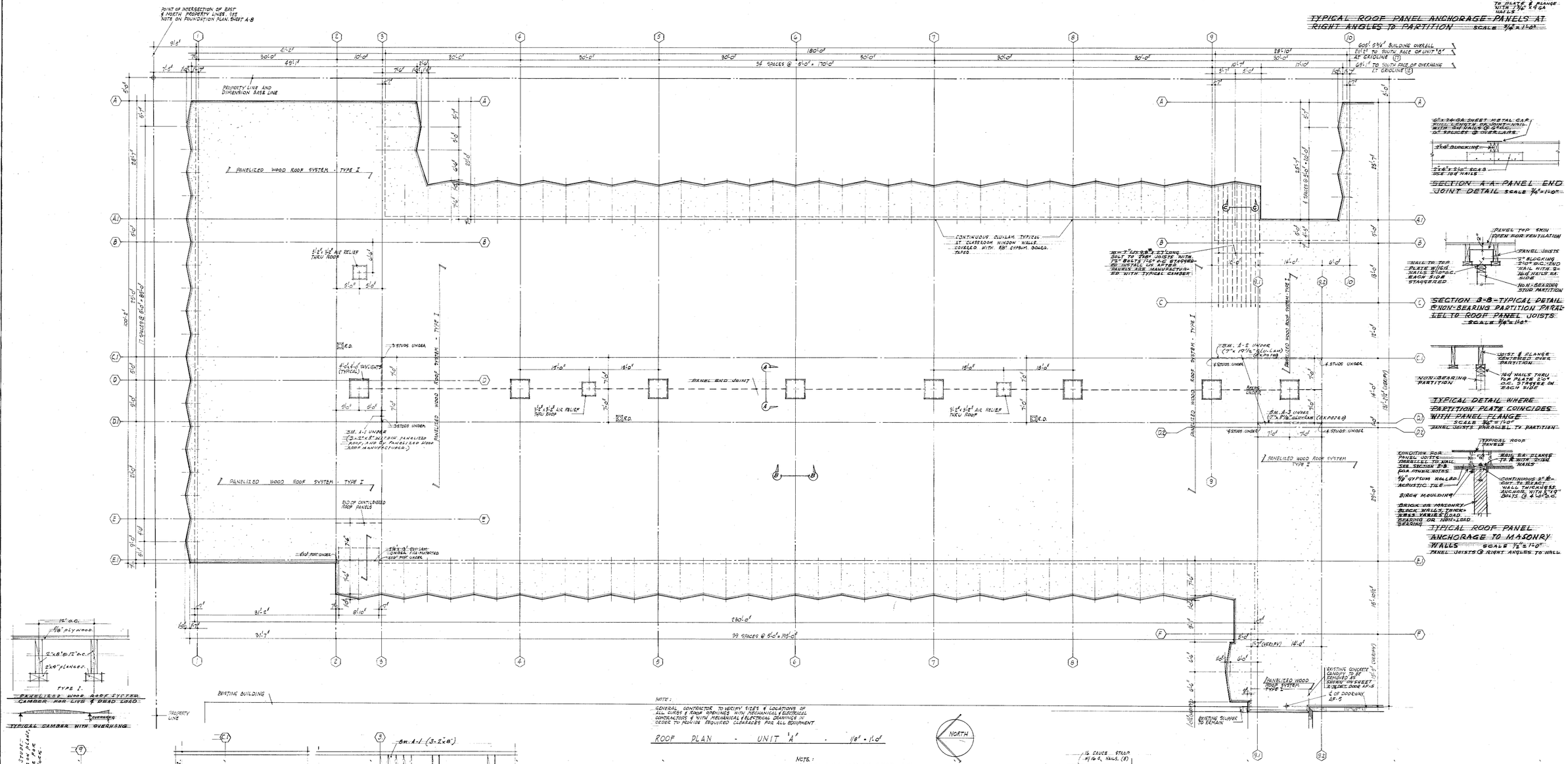
POINT OF INTERSECTION OF EAST & NORTH PROPERTY LINES. SEE NOTE ON FOUNDATION PLAN, SHEET A-8
PROPERTY LINE AND DIMENSION BASE LINE
PANELIZED WOOD ROOF SYSTEM - TYPE I
600'-5 3/4" BUILDING OVERALL
CL'S TO SOUTH FACE OF UNIT 'A'
CL GRIDLINE (1)
649'-1" TO SOUTH FACE OF OVERHANG
CL GRIDLINE (10)
17 SPACES @ 30'-0" = 510'-0"
36 SPACES @ 5'-0" = 180'-0"
39 SPACES @ 5'-0" = 195'-0"
280'-0"
CONTINUOUS CLERESTORY WINDOW
CONTINUOUS CURB - TYPICAL
CONTINUOUS CLERESTORY WINDOW

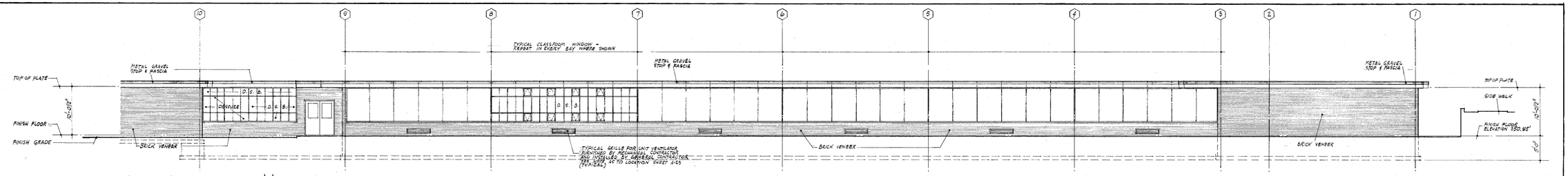

EAST ELEVATION UNIT 'A' · 1/8"=1'-0"

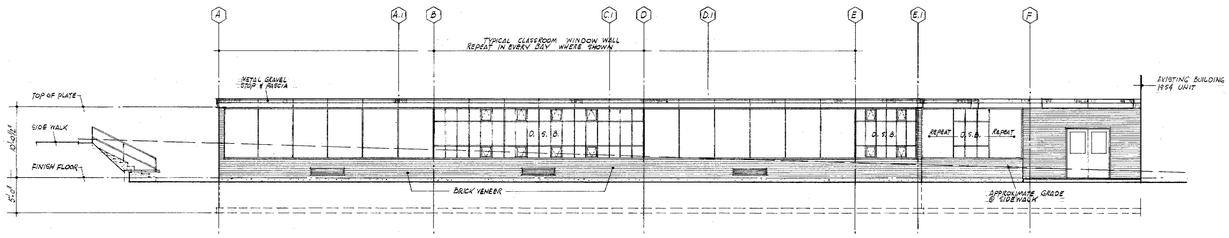

NORTH ELEVATION UNIT 'A' · 1/8"=1'-0"

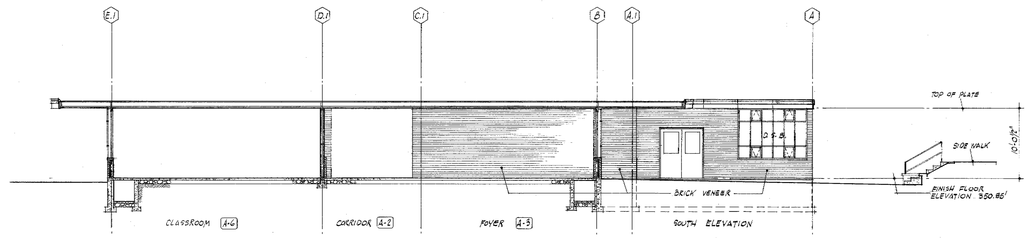

SECTION THRU UNIT 'A' BETWEEN GRIDLINES 9 & 9.1 LOOKING NORTH · 1/8"=1'-0"

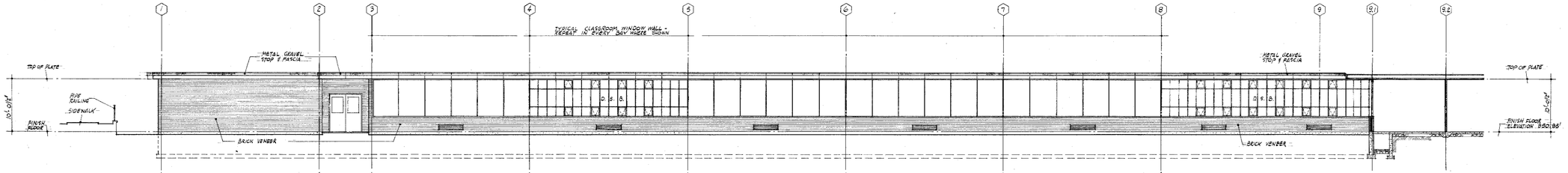

WEST ELEVATION UNIT 'A' · 1/8"=1'-0"

FOR COMPLETE INFORMATION ON BUILDING (UNIT 'C') BETWEEN THESE GRIDLINES SEE SHEET A-19, SOUTH ELEVATION OF UNITS 'C' & 'E'

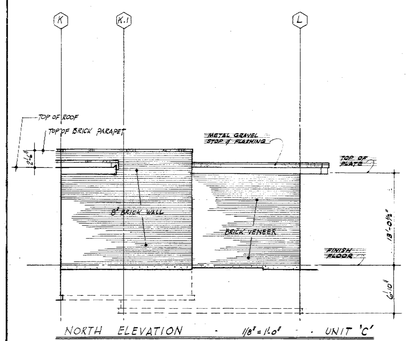

NORTH ELEVATION · 1/8"=1'-0" · UNIT 'C'

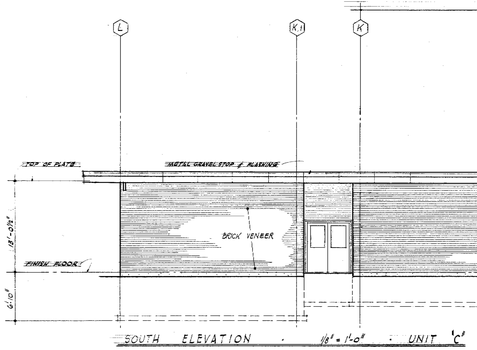

SOUTH ELEVATION · 1/8"=1'-0" · UNIT 'C'

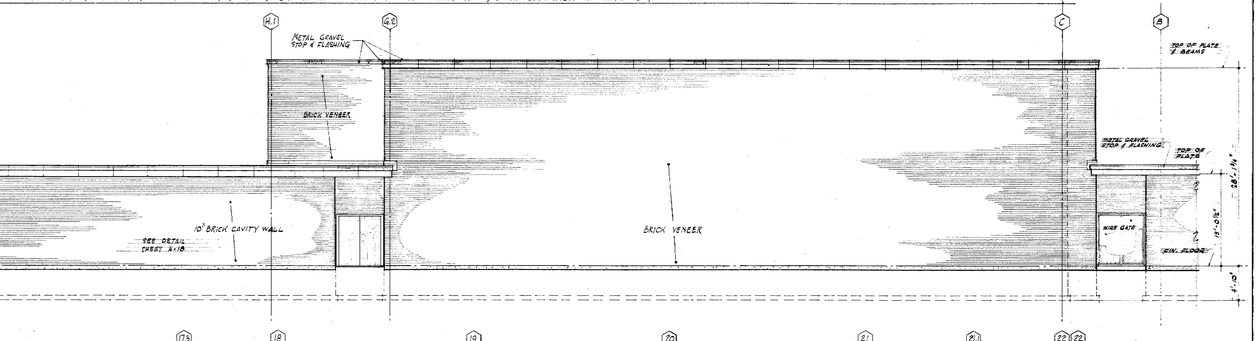

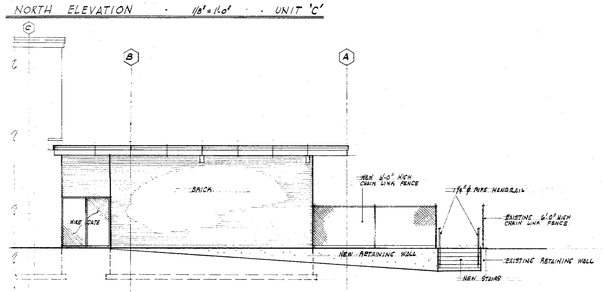

PART SOUTH ELEVATION · 1/8"=1'-0" · UNIT 'C'

FOR COMPLETE INFORMATION ABOUT BUILDINGS IN BACKGROUND - SEE SHEET A-19, WEST ELEVATION OF UNITS 'C', 'D' & 'E'

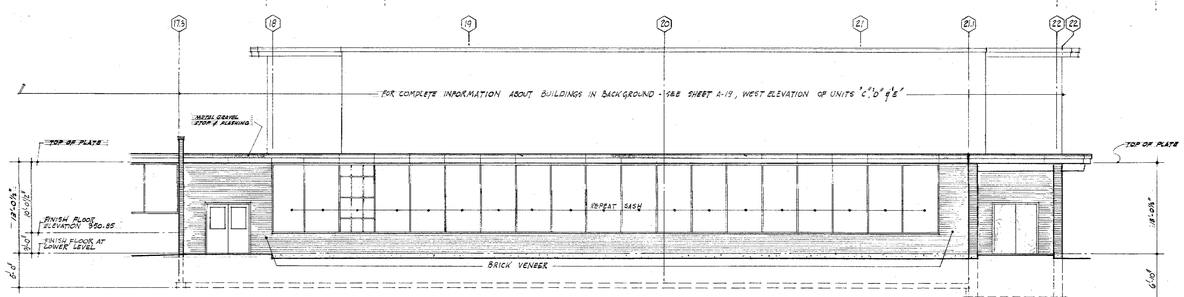

WEST ELEVATION · 1/8"=1'-0" · UNIT 'C'

PARTIAL ELEVATIONS OF UNIT 'C' UNDER BASE BID A

UNIT A & C ELEVATIONS & SECTIONS 1/8" SCALE

EDWARD MAHLUM REGISTERED TO PRACTICE 1962 TL369 STATE OF WASHINGTON REGISTERED ARCHITECT

ALTERATIONS AND ADDITION TO
EDMOND MEANY JUNIOR HIGH SCHOOL - RECREATION PROJECT
FOR THE
SEATTLE SCHOOL DISTRICT NO. 1
AND THE
SEATTLE DEPARTMENT OF PARKS
21st AVENUE NORTH & EAST REPUBLICAN STREET

DWG. NO. A-11

EDWARD MAHLUM · ARCHITECT A.I.A.
320 LLOYD BUILDING SEATTLE, WASHINGTON

DATE MAY 5, 1961 | DRAWN APPELO | CHECKED

139-0094 BW

ELEVATIONS UNIT A SH A-11

21st AVENUE NORTH

UNIT A

EXISTING SIDEWALK

PARKING STRIP

EXISTING SIDEWALK

PROPERTY LINE

DIMENSION BASE LINE

BUILDING OVERALL

ROOF LINE

ENTRANCE

CLASSROOM B-5 TYPICAL FOR CLASSRMS. B-5 & B-7

CLASSROOM B-6

COURT B-8

CLASSROOM B-7

BOY'S REST RM. B-10

NURSE B-14

GOUNSELOR B-17

GOUNSELOR B-18

GOUNSELOR B-19

GOUNSELOR B-20

CONFERENCE RM. B-21

GIRL'S TOILET B-12

GIRL'S REST RM. B-13

ATTENDANCE B-16

WAITING B-15

CONF. RM. B-22

VICE PRINCIPAL B-23

PRINCIPAL B-24

WAITING B-28

WORKROOM B-27

PLANTER

BRICK PLANTER WALL

CORRIDOR B-1

FOYER A-3

BOYS TOILET B-31

OFFICE B-40

GIRLS TOILET B-32

FACULTY DINING RM B-41

OFFICE B-44

MULTI-PURPOSE ROOM B-48

WOMEN B-33

MEN B-30

PUBLIC WAITING ROOM B-26

CLERKS B-25

CORRIDOR B-2

STAIR B5-1

FOYER C-1

CLASSROOM A-6

CORRIDOR A-4

WOMEN'S REST B-36

VESTIBULE B-35.1

TEACHERS LOUNGE B-39

COURT B-9

KITCHEN B-45

TABLED B-49

CUT EXISTING CONC. PLR SLAB & EXISTING WOOD FLOOR, 96½" X 96½". (TYP. 2 PLACES)

EXISTING TUNNEL BELOW

NEW TUNNEL ACCESS

CHAIRS B5-3

STAIR HALL B-41

STAIR B5-3

TELEPHONE EQUIPMENT B-41.1

MEN B-59

TICKET BOOTH B-58

JANITOR B-60

WOMEN B-61

TOILET B-62

MATRON B-65

CORRIDOR C-2

BOOK ROOM B-67

FLOAT TEACHERS B-38

GARBAGE RM. B-46

KITCHEN ENTRY B-45.1

STOREROOM B-47

AUDITORIUM & CAFETERIA B5-50, 1940

PLATFORM B5-51, 1940

STOREROOM B5-54, 1940

LIBRARY (1954)

CORRIDOR B5-1, 1954

GIRLS' TOILET (1954)

CORRIDOR B5-2, 1954

MUSIC CLASSROOM (1954)

ENTRANCE PLATFORM (1954)

CORRIDOR B5-3 (1954)

MUSIC CLASSROOM (1954)

CORRIDOR B5-4, 1940

JANITOR'S TOILET (1940)

CUSTODIAN'S OFFICE D5-14

TOILET D5-13

CUSTODIAN'S WORK RM. D-8

CUSTODIAN'S LOUNGE D5-12

INCINERATOR RM. D-9

ELECTRICAL ROOM B5-56

CORRIDOR B-3

CLOTHING ROOM D-4

GENERAL PURPOSE RM. D-3

NEW LOADING DOCK

(EXISTING GIRLS GYM) (ROOM #13)

(EXISTING BOYS GYM) (ROOM #15)

EXISTING TUNNEL BELOW

REMOVE EXIST. BOLDING PARTITION

DETAIL OF BEAM @ A-53 & B5-52 SEE SHEET A-15 FOR FOOTINGS & PIERS

DETAIL OF SEMI-RECESSED CONVECTOR @ FOYER C-1 SCALE 3/4" = 1'-0" (OCT. 6, 1961)

UNIT C

ADJUSTABLE VINYL SHEET ZERO #99 (NEW)

TAPE BOTTOM OF EXISTING DOOR

ROUNDED EDGE

EXISTING ANGLE THRESHOLD

EXISTING FINISH FLOOR LINE

EXISTING CONCRETE PLATFORM

CAST ABRASIVE ALUMINUM 3/16" PLATE PERFORATED WITH 7/8" HOLES AT 1½" EACH WAY. SUBMIT SAMPLE FOR APPROVAL WIDTH OF OPENING (VERT.)

3/8" x 3½" GALVANIZED BAR (NEW) NORTH OF OPENING SECURE BAR TO EXISTING ⊥ THRESHOLD AND PLATE TO BAR WITH GALVANIZED MACHINE SCREWS.

ALTERATIONS TO EXISTING DOOR THRESHOLD SCALE: 3"=1'-0"

FLOOR PLAN UNIT B SCALE 1/8" = 1'-0"

NEW TUNNEL ACCESS - W.O.# 1302208.01, 2-17-89, D.M.

NORTH

Revised oct. 6, 1961.

UNIT B FLOOR PLAN 1/8" SCALE

ALTERATIONS AND ADDITION TO
EDMOND MEANY JUNIOR HIGH SCHOOL - RECREATION PROJECT
FOR THE
SEATTLE SCHOOL DISTRICT NO. 1
AND THE
SEATTLE DEPARTMENT OF PARKS
21st AVENUE NORTH & EAST REPUBLICAN STREET

EDWARD MAHLUM REGISTERED TO PRACTICE IN WASHINGTON 1952 STATE OF WASHINGTON REGISTERED ARCHITECT

DWG NO. A-13 | TL369

EDWARD MAHLUM · ARCHITECT A.I.A.
320 LLOYD BUILDING SEATTLE, WASHINGTON

DATE: MAY 5, 1961 | DRAWN: TAYLOR | CHECKED:

As Built Revisions 2-17-89, D.M.

1. Door from Corridor B-2 to Men's Toilet B-30 changed to Janitor's Closet B-30. See Sheet A.M. #1
2. See Sheet A.M. #1 for Door Schedule Revisions
3. This sheet revised to As Built per Sheet A.M. #1 for Revisions
4. See Sheet A.M. #1 for Addendum #1 Revisions

139-0092 FINAL

FLOOR PLAN UNIT B - 12-4-13

21 ST. AVENUE NORTH

PROPERTY LINE

COURT B-8

COURT B-7

UPPER PART OF AUDITORIUM & CAFETERIA B-50

UPPER PART OF PLATFORM B-51

FAN ROOM B-100

ENTRANCE COURT

KITCHEN

SERVICE AREA

BUILDING OVERALL

STEEL LIP SEE SHEET A-17 AND FOR DETAILS

EXISTING ROOFS 1954 ADDITION

EXISTING ROOFS 1940 ADDITION

NOTE: SEE SHEET A-7 FOR CONTINUATION OF ROOF FRAMING

TYPE II PANELIZED WOOD ROOF SYSTEM
SCALE 1⅛" = 1'-0"
CAMBER ALL PANELS FOR LIVE & DEAD LOAD

TYPE III PANELIZED WOOD ROOF SYSTEM
SCALE: 1½" = 1'-0"

ROOF PLAN - UNIT B
SCALE 1/8" = 1'-0"

UNIT B ROOF PLAN 1/8" SCALE

AS-BUILT CHANGES OCT. 18, 1962
1) SEE SHEET EAME-4 UNIT C & E REVISED LOCATION AND DETAILS FOR CHANGES DUE TO SHIFT OF UNIT C & E.

EDWARD MAHLUM REGISTERED TO PRACTICE 1962 TL369 STATE OF WASHINGTON REGISTERED ARCHITECT

ALTERATIONS AND ADDITION TO
EDMOND MEANY JUNIOR HIGH SCHOOL - RECREATION PROJECT
FOR THE
SEATTLE SCHOOL DISTRICT NO. 1
AND THE
SEATTLE DEPARTMENT OF PARKS
21st AVENUE NORTH & EAST REPUBLICAN STREET

DWG NO. A-14

EDWARD MAHLUM · ARCHITECT A.I.A.
320 LLOYD BUILDING SEATTLE WASHINGTON

DATE: MAY 8, 1962 DRAWN: TAYLOR CHECKED:

139-0091

~~A-13~~ A-14

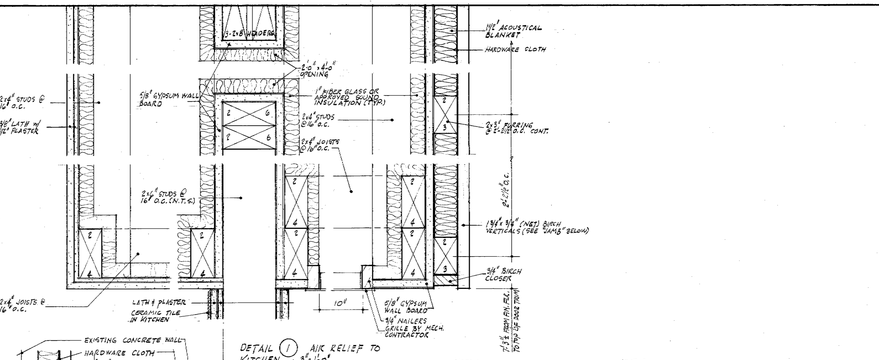

DETAIL (1) AIR RELIEF TO KITCHEN 3/4"=1'-0"

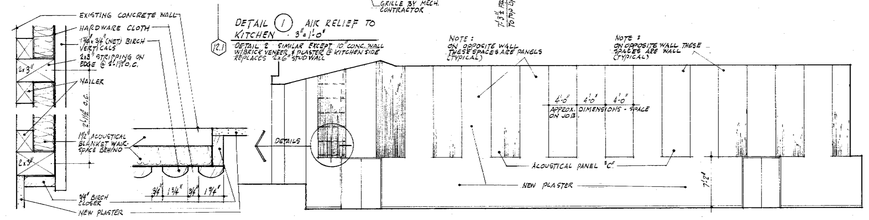

(E1) DETAIL E SIMILAR EXCEPT TO CONC. WALL IN BRICK VENEER & PLASTER @ KITCHEN FOR REPLACES 2x10 SHIM WALL

WEST ELEVATION OF AUDITORIUM - CAFETERIA · 1/8"=1'-0"

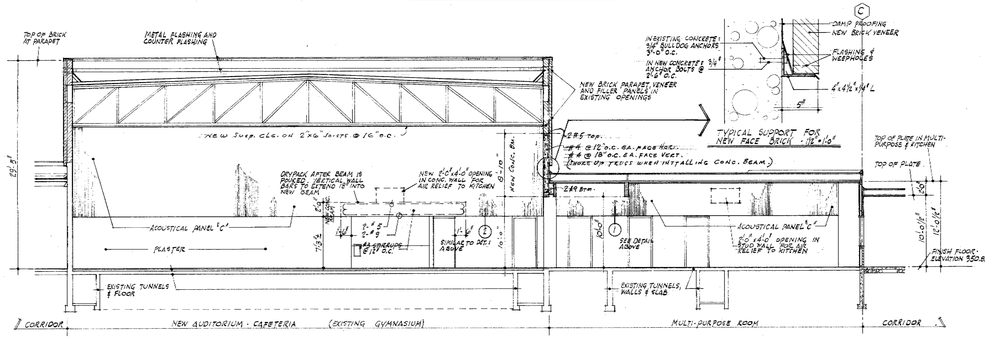

SECTION THRU AUDITORIUM - CAFETERIA & MULTI-PURPOSE ROOM LOOKING NORTH · 1/8"=1'-0"

TYPICAL SUPPORT FOR NEW FACE BRICK - 1/8"=1'-0"

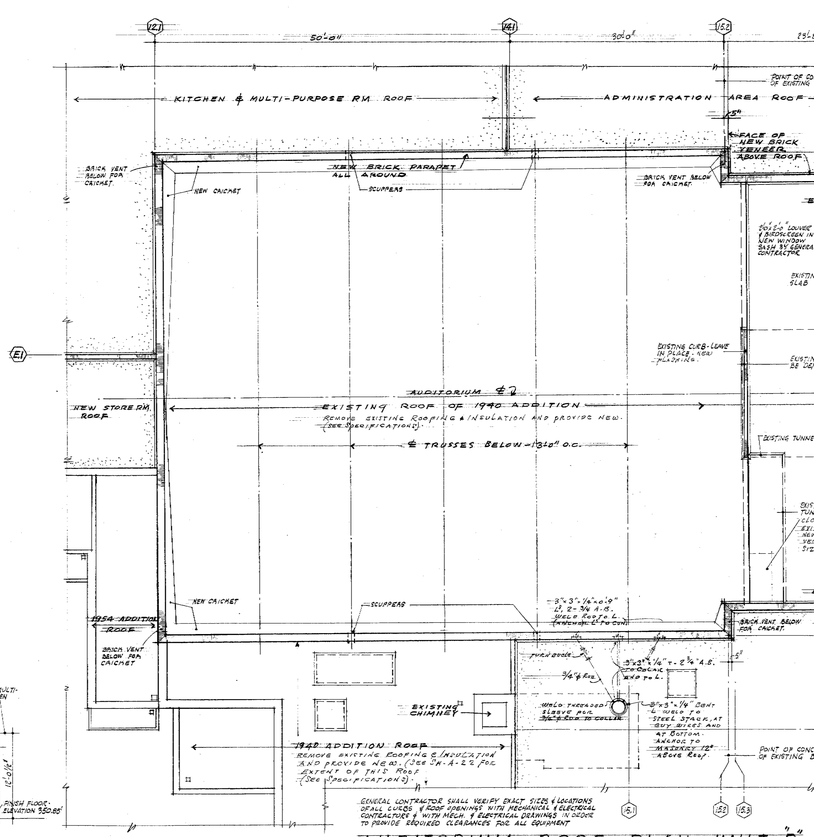

AUDITORIUM ROOF PLAN - UNIT B

SCALE 1/8"=1'-0"

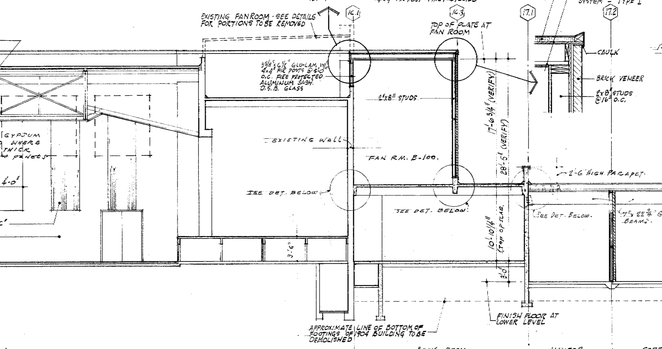

SECTION THRU AUDITORIUM - CAFETERIA BOOK ROOM & GYMNASIUM LOOKING EAST · 1/8"=1'-0"

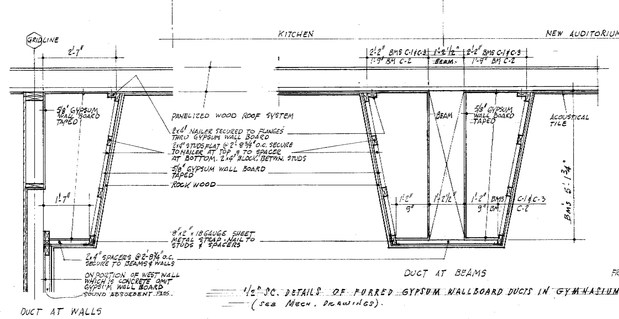

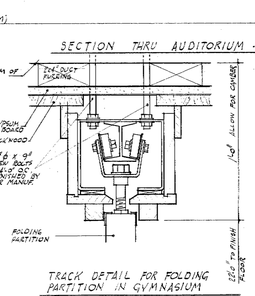

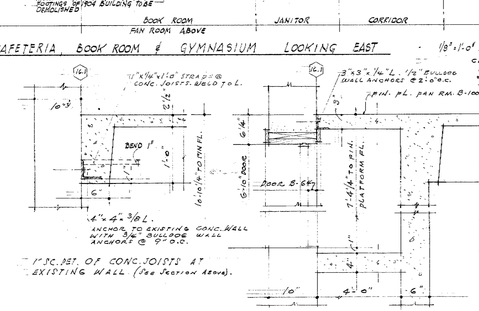

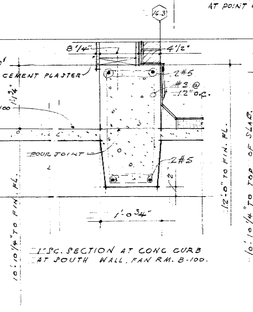

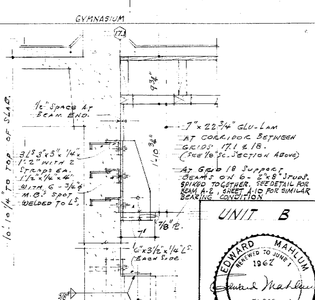

NOTE:
FOR EXTERIOR WALLS OF GYMNASIUM C-4 AND MULTI-PURPOSE ROOM B-1: PLYWOOD SHEATHING PIECES SHALL BE SUPPORTED ON ALL 4 EDGES AND NAILED TO SUPPORTS (STUDS OR BLOCKING) WITH 8d NAILS @ 6" O.C. NAIL INTERIOR OF PANELS WITH 8d NAILS @ 12" O.C.

UNIT B UPPER ROOF PLAN 1/8" SCALE

EDWARD MAHLUM · REGISTERED TO PRACTICE 1962 · TL 365 · REGISTERED ARCHITECTS

ALTERATIONS AND ADDITION TO
EDMOND MEANY JUNIOR HIGH SCHOOL - RECREATION PROJECT
FOR THE
SEATTLE SCHOOL DISTRICT NO. 1
AND THE
SEATTLE DEPARTMENT OF PARKS
21st AVENUE NORTH & EAST REPUBLICAN STREET

DWG. NO.	EDWARD MAHLUM · ARCHITECT A.I.A.	
A-15	320 LEOYD BUILDING	SEATTLE, WASHINGTON
DATE MAY 8, 1961	DRAWN APPELO	CHECKED EM

139-0090

Upper Roof Plan Unit B - Sh. A-15

A-14 A-15

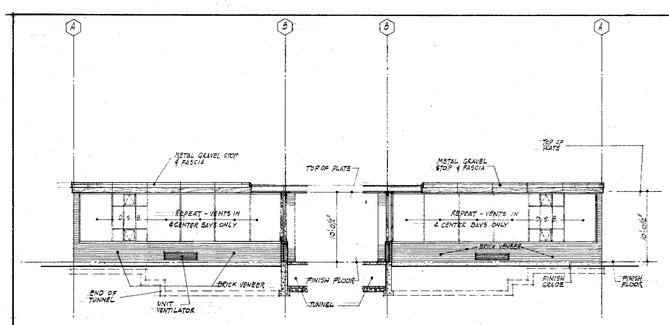

NORTH ELEVATION OF CLASS-ROOM 5-5 @ COURT 5-8 — 1/8" = 1'-0"

SOUTH ELEVATION OF CLASS-ROOM 5-6 @ COURT 5-8

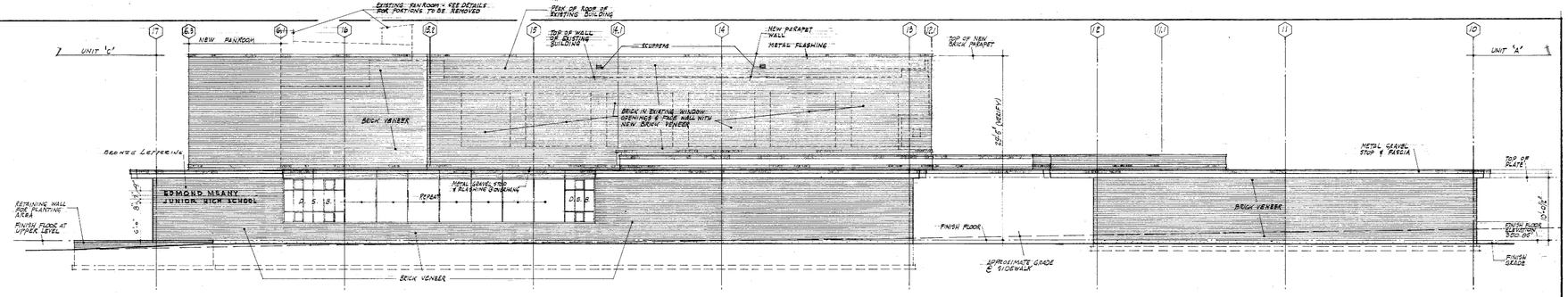

EAST ELEVATION · SCALE : 1/8" = 1'-0"

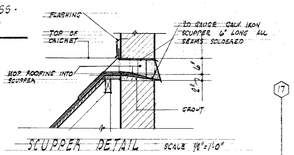

SCUPPER DETAIL SCALE 1½" = 1'-0"

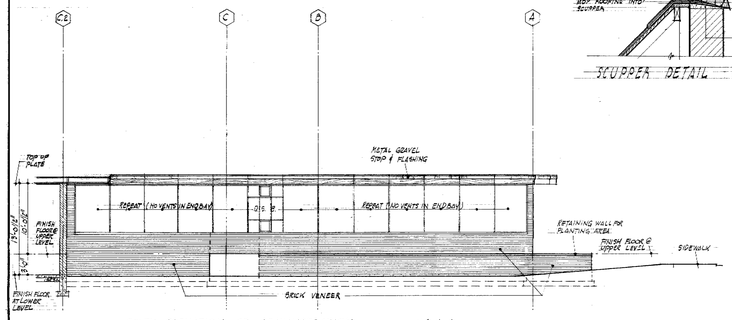

SOUTH ELEVATION OF ADMINISTRATION · 1/8"=1'-0"

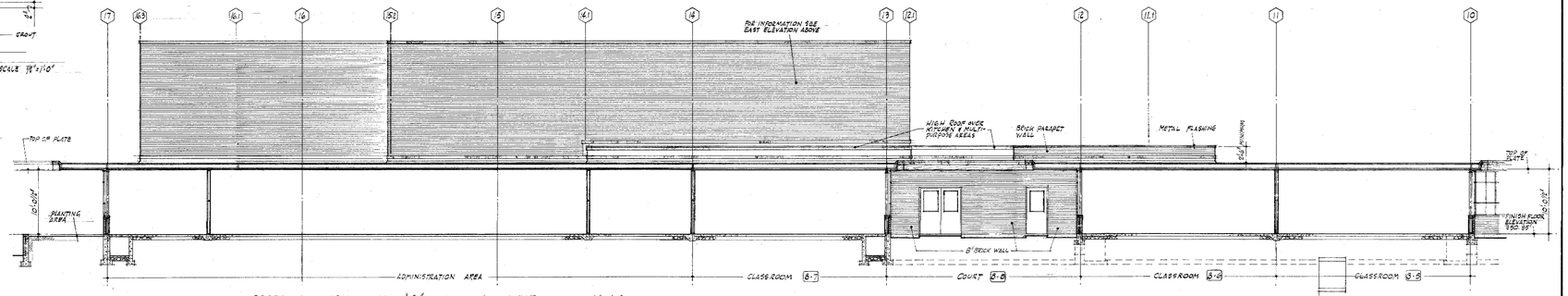

SECTION THRU UNIT 'B' LOOKING WEST · 1/8"=1'-0"

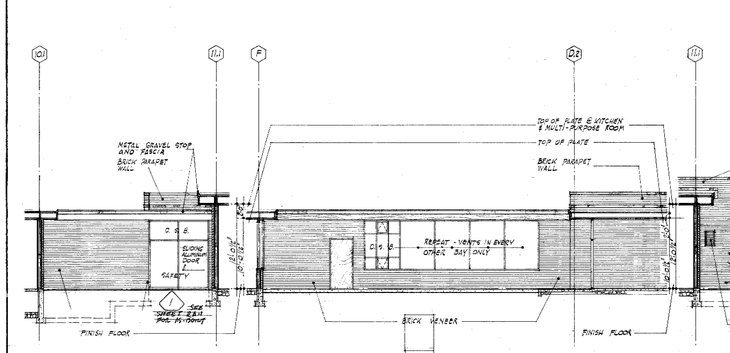

WEST ELEVATION OF STAFF DINING ROOM @ COURT 5-9 — 1/8" = 1'-0"

SOUTH ELEVATION OF TEACHERS LOUNGE @ COURT 5-9 · 1/8" = 1'-0" ·

EAST ELEVATION OF FLOAT TEACHERS & GARBAGE ROOMS @ COURT 5-9

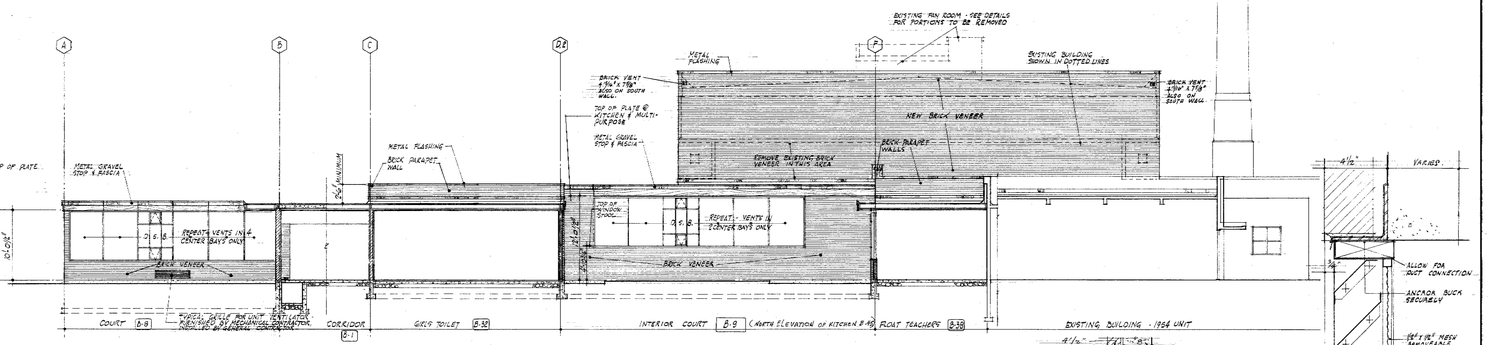

SECTION THRU UNIT "B" LOOKING SOUTH · 1/8"=1'-0"

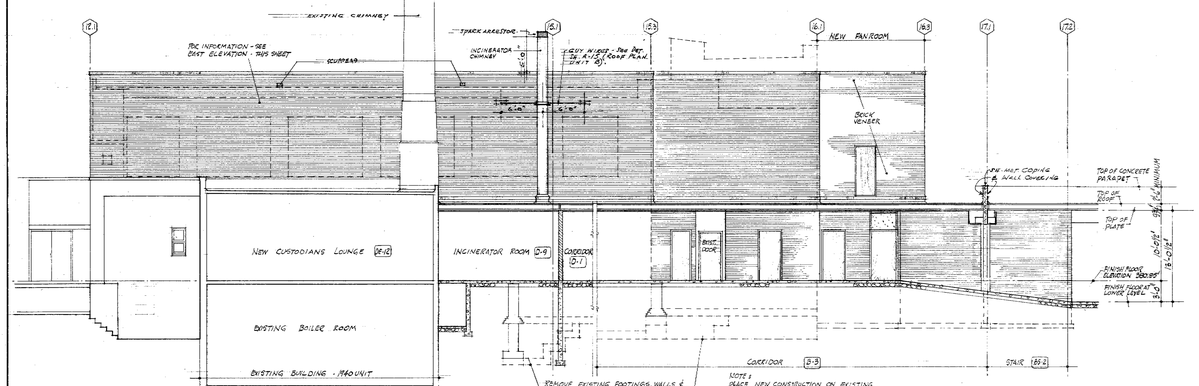

SECTION THRU UNIT "B" LOOKING EAST · 1/8"=1'-0"

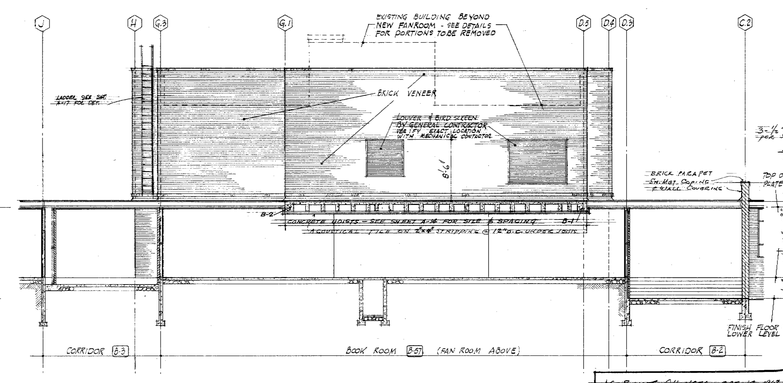

SECTION THRU UNIT "B" LOOKING NORTH · 1/8"=1'-0"

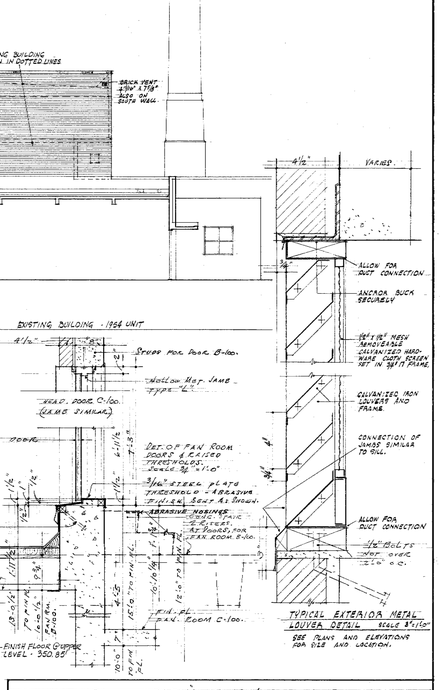

UNIT B ELEVATIONS & SECTIONS 1/8" SCALE

EDWARD MARLUM REGISTERED TO PRACTICE 1942 STATE OF WASHINGTON REGISTERED ARCHITECT

ALTERATIONS AND ADDITION TO
EDMOND MEANY JUNIOR HIGH SCHOOL - RECREATION PROJECT
FOR THE
SEATTLE SCHOOL DISTRICT NO. 1
AND THE
SEATTLE DEPARTMENT OF PARKS
21ST AVENUE NORTH & EAST REPUBLICAN STREET

DWG. NO. A-16 | TL 369

EDWARD MARLUM · ARCHITECT A.I.A.
320 LLOYD BUILDING SEATTLE, WASHINGTON

DATE: MAY 5, 1961 | DRAWN: APALO | CHECKED: EMM

AS-BUILT CHANGES OCT 18, 1963
1) SEE SHEET A-21 FOR AS-BUILT CHANGES, LOCATIONS "C" CHANGES AND ADDITIONS

139-00 89

UPPER PART OF GYMNASIUM C-4

GYMNASIUM C-4

FOYER C-1

CORRIDOR C-3

FAN ROOM C-2A

HALL C-5

HALL C-6

HALL C-7

HALL C-8

HALL C-9

HALL C-10

OFFICE C-13

OFFICE C-14

EQUIPMENT ROOM C-15

EQUIPMENT ROOM C-16

OFFICE C-17

GIRLS' LOCKER ROOM 72 LOCKERS & 144 BASKETS (MAX. CAPACITY 144)

BOYS' LOCKER ROOM 72 LOCKERS & 144 BASKETS (MAX. CAPACITY 144)

DRYING C-28

GIRLS' SHOWERS C-26

BOYS' SHOWERS C-27

DRYING C-29

SHOWER STALLS C-30

JANITOR C-31

GIRLS' TOILET C-24

BOYS' TOILET C-25

GIRLS' REST ROOM C-22

BOYS' REST ROOM C-23

LINEN C-21

TOILET & SHOWER C-10

TOILET & SHOWER C-11

TOILET & SHOWER C-12

CORRIDOR C-2

CORRIDOR C-32

CORRIDOR C-33

GIRLS' PRACTICE COURT 60'-0" x 80'-0"

BOYS' PRACTICE COURT 60'-0" x 80'-0"

ONE BASKETBALL BALFWAY

ONE VOLLEY BALL COURT 30'-0" x 60'-0"

TWO BADMINTON COURTS 20'-0" x 44'-0"

TWO VOLLEY BALL COURTS 30'-0" x 60'-0"

ONE BASKETBALL BALFWAY

ONE BASKETBALL BALFWAY

TWO BADMINTON COURTS 20'-0" x 44'-0"

TWO VOLLEY BALL COURTS 30'-0" x 60'-0"

FRONT ELEVATION

COUNTER PLANKING CAP FLASHING ON FRONT BEAM CLOAKROOM BEAM BRICK PILASTER VENEER

WIRE GATE

SECTION "B-B"

Typical connection between Lin Tees. Space 8'-0" o.c. Max.

SECTION SCALE 3/4"=1'-0"

SLIDING PASS DOOR DETAILS

ELEVATION SCALE 1/4"=1'-0"

NOTE: SEE UNIT "B" ROOF PLAN THIS AREA

NOTE: SEE UNIT "B" ROOF PLAN THIS AREA

THIS WALL 2x10 STUDS @ 16" o.c. AND AS DETAILED FOR DUCTS.

2"x8" STUDS @ 12" o.c.

AIR RETURN DUCTS FLUE DOWN

AIR SUPPLY DUCTS FLUE DOWN

AIR RETURN DUCTS FLUE DOWN

AIR SUPPLY DUCTS FLUE DOWN

AIR RETURN DUCTS FLUE DOWN

2"x8" STUDS @ 12" o.c.

TYPICAL 6'0"x10' SKYLIGHTS

AIR SUPPLY DUCTS FLUE DOWN - SEE SHEET A-15 (TYPICAL)

Col. B1 To Col's 8"WF 31#

Col. B2

Col. B3

2"x8"x12'-0" o.c.

2"x8"x12'-0" o.c.

9" CONC. WALL

9" CONC. WALL

9" CONC. WALL

NORTH ELEVATION OF GENERAL PURPOSE ROOM D-5 · 1/8"=1'-0" · SOUTH ELEVATION OF GENERAL PURPOSE ROOM D-5

SOUTH ELEVATION OF UNITS 'C' & 'E' · 1/8"=1'-0"

WEST ELEVATION OF UNITS 'C', 'D' & 'E' · 1/8"=1'-0"

SECTION THRU CORRIDOR C-3 LOOKING WEST · 1/8"=1'-0"

TRANSVERSE SECTION THRU CORRIDOR C-2 LOOKING SOUTH

EAST ELEVATION OF UNIT 'C' · 1/8"=1'-0"

SECTION THRU LOCKER ROOMS LOOKING EAST · 1/8"=1'-0"

TRANSVERSE SECTION THRU GYMNASIUM & PARK DEPARTMENT RECREATIONAL UNIT LOOKING NORTH · SCALE: 1/8"=1'-0"

UNITS C, D, & E ELEVATIONS & SECTIONS 1/8" SCALE

ALTERATIONS AND ADDITION TO
EDMOND MEANY JUNIOR HIGH SCHOOL RECREATION PROJECT
FOR THE
SEATTLE SCHOOL DISTRICT NO. 1
AND THE
SEATTLE DEPARTMENT OF PARKS
21ST AVENUE NORTH & EAST REPUBLICAN STREET

EDWARD MAHLUM · ARCHITECT A.I.A.
320 LLOYD BUILDING SEATTLE WASHINGTON

DWG NO. A-19 | DATE: MAY 5, 1961 | DRAWN: APPELO | CHECKED:

REGISTERED TO PRACTICE IN THE STATE OF WASHINGTON 1908 — Edward Mahlum — TL369 — REGISTERED ARCHITECT

AS-BUILT CHANGES OCT 15, 1963
1 SEE PILOT PLAN SHEET A-1 FOR CHANGES IN KILNS.
2 SEE SHEET SAME & REVISIONS TO CIV. STORAGE ROOM AND BICYCLE PARKING YARD.
3 SEE SHEET SAME & UNIT D & E, REVISED LOCATION AND DETAILS OF CHANGES DUE TO SHIFT OF UNITS C & E.

139-0086

Elevations Units C D E SHA-19

NEW CMU FLASHING OVER EXISTING.
NEW FLASHING ON EXISTING CONC. WALL.

BUILT-UP ROOFING & COUNTERFLASHING.

3"x3"x 1/4" L. CONTINUOUS, ANCHORED TO WALL WITH 3/4"ø "BULLDOG" WALL ANCHORS @ 2'-0" O.C.

REMOVE ALL EXISTING WORK WHICH INTERFERES WITH NEW WORK SOUTH OF THIS EXISTING WALL AT GRIDLINE 14.2 AND WEST OF WEST EXTERIOR FACE OF EXISTING AUDITORIUM ROOM NO. BE-30 AND EXISTING PLATFORM ROOM NO. BE-31.

16'-0 1/2" PLANE INTERSECTION NEW ROOF.

16'-1 1/2"

PARTIAL SECTION THRU EXISTING WALL AT GRID LINE 14.2.

PANEL FL.

PARTIAL PLAN OF WEST WALL OF CORRIDOR C-3 UNDER BASE BID "A"

SCALE 1/8" = 1'-0"

NORTH

AUDITORIUM & CAFETERIA BE-30

CORRIDOR BE-3 (TYP.)

CORRIDOR BE-4

CORRIDOR BE-3

CORRIDOR C-3

CORRIDOR C-2

ENTRANCE PLATFORM (1954)

CUSTODIAN'S OFFICE DE-14

CUSTODIAN'S LOUNGE DE-12

CUSTODIAN'S WORK ROOM D-8

INCINERATOR ROOM D-9

TOILET DE-13

STOREROOM DE-11

STOREROOM D-7

STOREROOM D-6

HALL D-2

CORRIDOR D-1

LOADING DOCK CONCRETE SLAB

EXISTING STAIR

EXISTING FUEL OIL TANK TO REMAIN

EXISTING SKYLIGHT

EXISTING SKYLIGHTS

EXISTING FOODS ROOM DE-10

GENERAL PURPOSE ROOM D-5

SERVICE YARD

EXISTING FUEL OIL TANK FILL PIPING

DR.-6'0" GATES

OIL STORAGE DE-15

BICYCLE PARKING YARD

JANITOR B-25

MATRON B-23

CLOTHING ROOM D-4

GENERAL PURPOSE ROOM D-3

STAIR BS-2

CLASS "A" ROLLING DOOR EA. SIDE

RAMP DOWN

21 LOCKERS

SOCIAL ROOM E-4

GAME ROOM E-3

OFFICE E-6

STORE ROOM E-7

LOBBY E-1

VESTIBULE E-5

GIRLS' SHOWER & LOCKER ROOM E-10

BOYS' SHOWER E-11

BOYS' LOCKERS E-12

MULTI-PURPOSE ROOM E-2

STOREROOM E-15

OUTDOOR EQUIPMENT EC-17

OUTDOOR EQUIPMENT EC-11

CONCRETE PLATFORM

UNIT "D"

UNIT "C"

UNIT "E"

20 SPACES @ 8'-0" = 160'-0"

4"x4" WOOD COLUMNS @ 5'-0" C.C. TYPICAL

8" LOAD BEARING BRICK

BEAM OVER

ROOF LINE

NOTE: BASE BID "A" & "B" INCLUDES ALL OF UNIT "D" AS SHOWN BELOW

112'-7"

112'-8" O.A.

99'-10"

SECTION LOOKING EAST THRU TOILET, LOCKER, AND SHOWER AREAS SCALE 1/8" = 1'-0"

SECTION THRU SEATS LOOKING AT END PARTITION SCALE 6" = 1'-0"

SECTION THRU SEAT LOOKING AT WALL SCALE 3"=1'-0"

1" PILASTER

1 1/4" THICK X 11" DEEP X 2'-9" LONG SOLID MARLE SLATS

TOILET PARTITION TYPE CENTER DIVIDER AND END PANEL

PROVIDE EXPANSION SHIELD FOR ANCHORING TO WALL.

SEATS REQUIRED TO ANGLES WITH CHROME ROUND HEADED BOLTS. NON-REMOVABLE.

CHROME PLATED ANGLE SECURED TO PILASTERS WITH CHROME NON-REMOVABLE BOLTS OF PROPER SIZE AND REINFORCE PILASTERS AS REQUIRED TO PROVIDE SECURE FASTENING

NOTE: SEATS IN ROOMS E-9, E-10, E-11, E-12 SIMILAR TO THIS SECTION. TEST FOR LENGTH.

CHROME CURTAIN RODS & HOOKS MOUNTED EACH CUBICLE

CUBICLE E-8 | HALL E-9 | LOCKER ROOM E-10 | CUBICLE SHOWER E-10 | BOYS SHOWER E-11 | BOYS LOCKERS E-12 | HALL E-13 | BOYS E-14

END PANELS

SECTION LOOKING EAST THRU TOILET, LOCKER, AND SHOWER AREAS SCALE 1/8" = 1'-0"

PROVIDE 3/8" BARS @ 12" ON CENTER WELDED TO 3/8" DIA. DOWELS SET IN FLOOR SLAB TYP. AND ALL OTHER LOW MASONRY PARTITIONS.

PANEL ROOF

2 - 3"x6" PLATE NOTCHED INTO BEAM

BEAM 9"x30#

3/8"ø BOLT

1/4"x12"x 2'-6" LG.

1"x 9"x 7'-6"

6"ø EXTRA HEAVY PIPE

HEAD

1"x 9"x10'-6" ABS. LG. SET IN 3/4" GROUT

1/2" ø x 10" BENT ANCHOR BOLT

BASE

DETAIL OF COLUMNS E-1, E-2, E-3, & E-4

SCALE 1 1/2" = 1'-0"

22'-6" TO TOP OF PLATE FROM PAN. FL.

PANEL OVER ALL

(UNIT "E" OVER ALL DIMENSION)

210'-0" (TOTAL BUILDING OVERALL DIMENSION)

SEE SHEET A-11 FOR AS-BUILT CHANGES

DETAIL "XD" (TAR LOWER LEFT CORNER THIS SHEET)

SCALE 1/2" = 1'-0"

1/2" SC. PLAN @ "XD" (BELOW PAN. FL.)

1/2" SC. PLAN @ "XD" (ABOVE PAN. FL.)

SECTION "A"-"A"

STARTING POINT FOR NEW CONSTRUCTION THIS UNIT "D"

REMOVE ALL INTERFERING EXISTING WORK SOUTH OF THIS POINT TO WEST FACE AUDITORIUM WALL.

NEW PLASTER TO LINE WITH NEW PLASTER ON TYP. WALLS.

EXIST. GRADE (VERIFY)

LINE WITH EXISTING GRADE.

2"x8" SEAT FOR SLAG.

4" BRAIN TILE.

8'-0" (VERIFY)

32'-3 1/2" VERIFY

GRID LINE 14.2 PARALLEL TO NEW WALL & AT WEST END OF BUILDING.

CURB LINE

FACE OF BRICK

FACE OF CONC.

BEAM ABOVE

ROOF LINE

FACE OF CONCRETE BEAM OVER

BRICK LOAD BEARING WALL

CONCRETE PLATFORM

EXCAVT. ABOVE

EXCAVT. BELOW

2"x6" STUDS 16" O.C.

2"x8" STUDS 16" O.C.

4" MASONRY BLOCK

8" BRICK WALL

SEE DETAIL SHEET A-2

SEE SHEET A-11 FOR AS-BUILT CHANGES

SEE SHEET A-11 FOR DETAIL OF BENCH.

SEE SHEET A-11 FOR AS-BUILT CHANGES

SEE TYPICAL DET. THIS SHEET.

SEE DETAIL SHEET A-2

SEE SHEET A-11 FOR AS-BUILT CHANGES

SEE SHEET A-11 FOR AS-BUILT CHANGES

SEE SHEET A-11 FOR AS-BUILT CHANGES

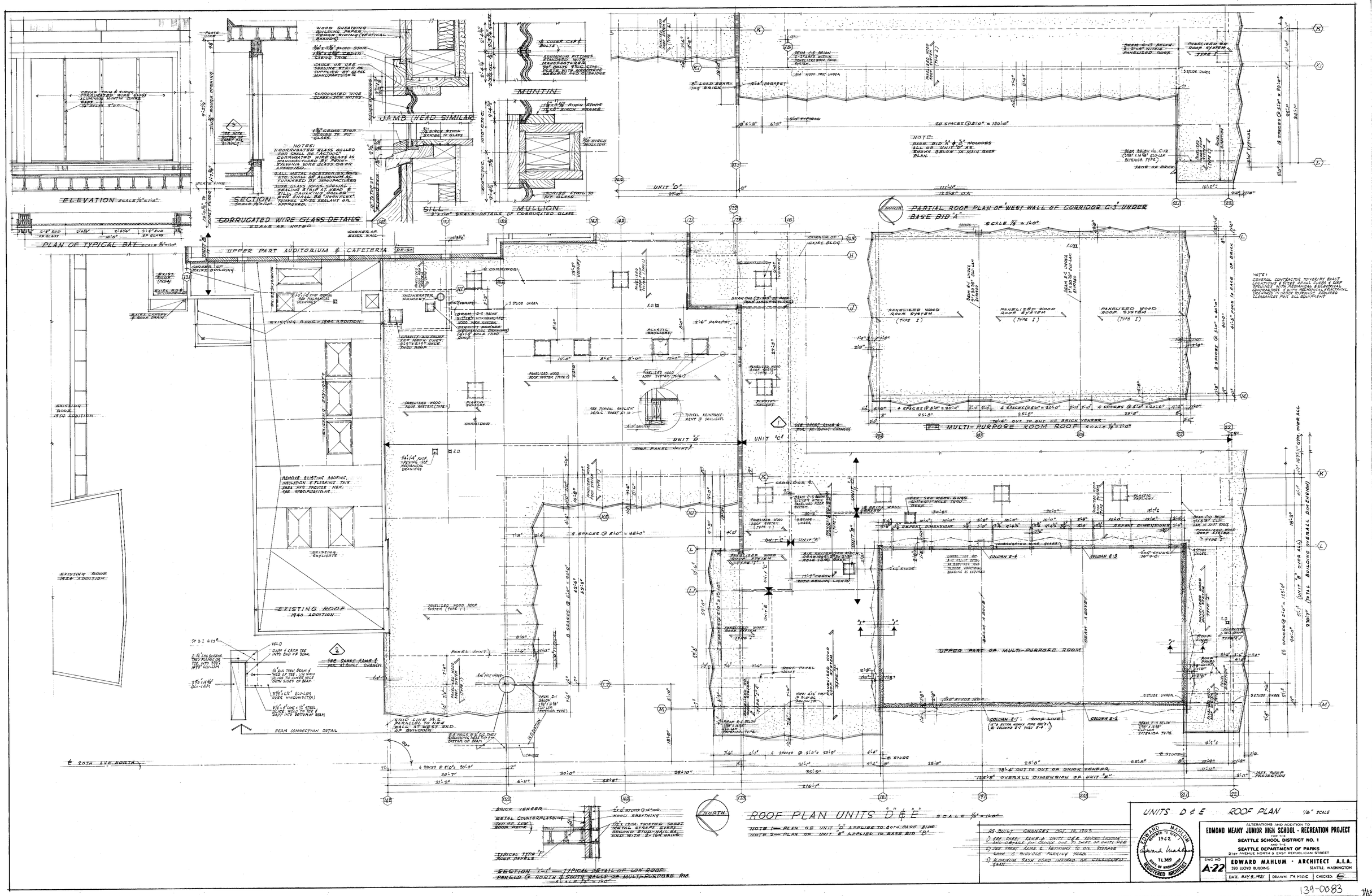
ELEVATION
SECTION
CORRUGATED WIRE GLASS DETAILS
SCALE AS NOTED
JAMB (HEAD SIMILAR)
MUNTIN
SILL
MULLION
PLAN OF TYPICAL BAY
UPPER PART AUDITORIUM & CAFETERIA
EXISTING ROOF 1940 ADDITION
EXISTING ROOF 1954 ADDITION
PARTIAL ROOF PLAN OF WEST WALL OF CORRIDOR C-3 UNDER BASE BID "A"
MULTI-PURPOSE ROOM ROOF
UPPER PART OF MULTI-PURPOSE ROOM
UNIT "D"
UNIT "C"
UNIT "E"
BEAM CONNECTION DETAIL
20TH AVE NORTH
ROOF PLAN UNITS "D" & "E"
NOTE 1 — PLAN OF UNIT "D" APPLIES TO BOTH BASE BIDS
NOTE 2 — PLAN OF UNIT "E" APPLIES TO BASE BID "B"
SECTION "1-1" TYPICAL DETAIL OF LOW ROOF PANELS @ NORTH & SOUTH WALLS OF MULTI-PURPOSE RM.
UNITS D & E ROOF PLAN 1/8" SCALE
ALTERATIONS AND ADDITION TO
EDMOND MEANY JUNIOR HIGH SCHOOL - RECREATION PROJECT
FOR THE
SEATTLE SCHOOL DISTRICT NO. 1
AND THE
SEATTLE DEPARTMENT OF PARKS
21st AVENUE NORTH & EAST REPUBLICAN STREET
EDWARD MAHLUM · ARCHITECT A.I.A.
320 LLOYD BUILDING
SEATTLE, WASHINGTON
DWG NO. A-22
DATE MAY 5, 1961
DRAWN TAYLOR
CHECKED
139-0083