
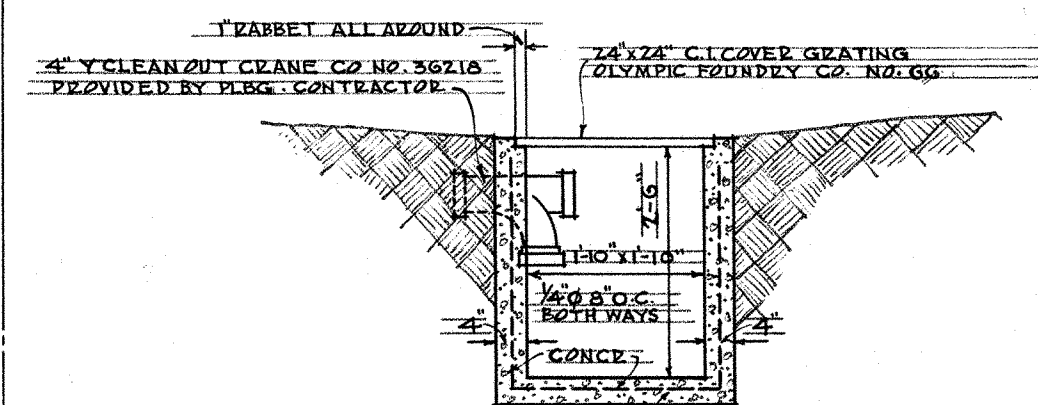
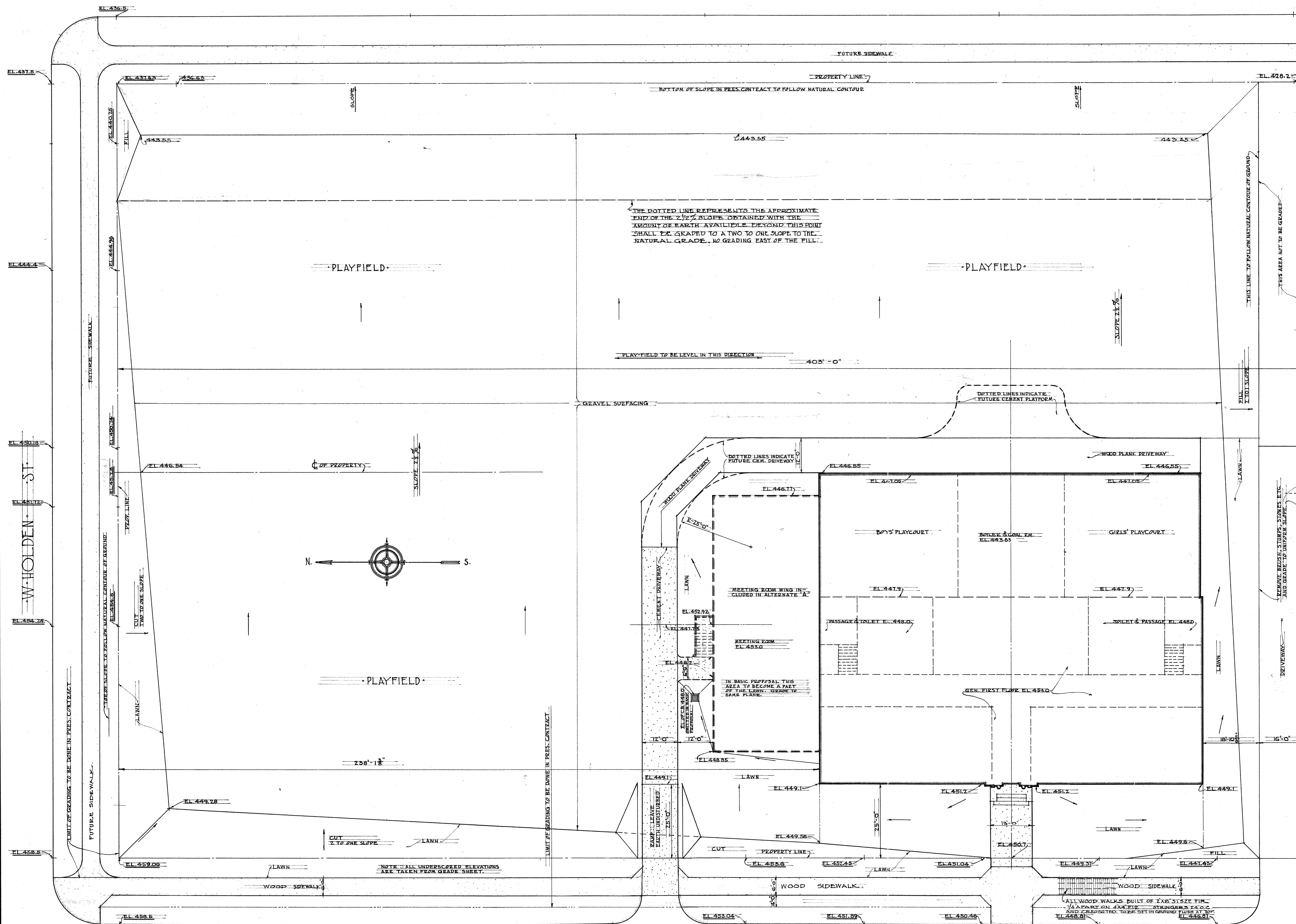


32 AVENUE SOUTH WEST



34 AVENUE SOUTH WEST

F. CHUGHES PUBLIC SCHOOL		
PLOT PLAN		
DATE FEB 6 1924	SEATTLE SCHOOL DISTRICT NO. 1 F. A. NARAMORE, ARCHITECT	SHEET NO. 2
DRAWN BY F.B.S.	810 BOSTON AVENUE SEATTLE, WASH.	APPROVED [Signature]
CHECKED BY [Signature]		

Scale 1/16" = 1'-0"

237-00002

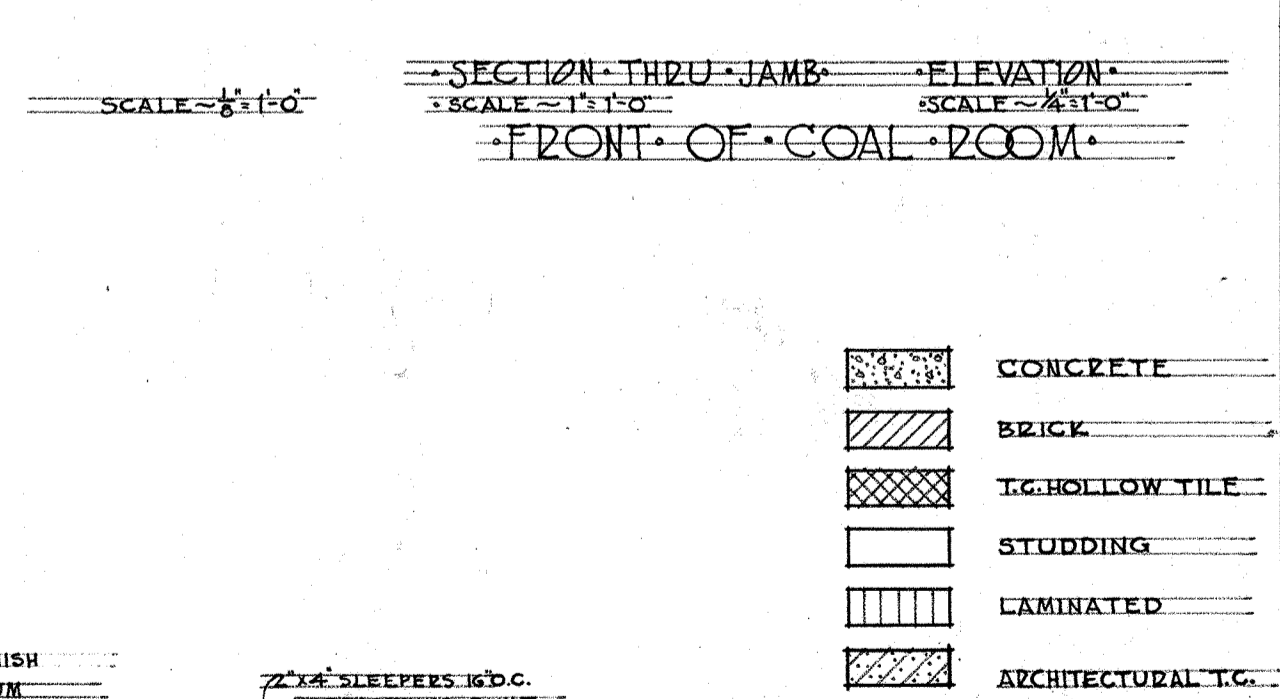
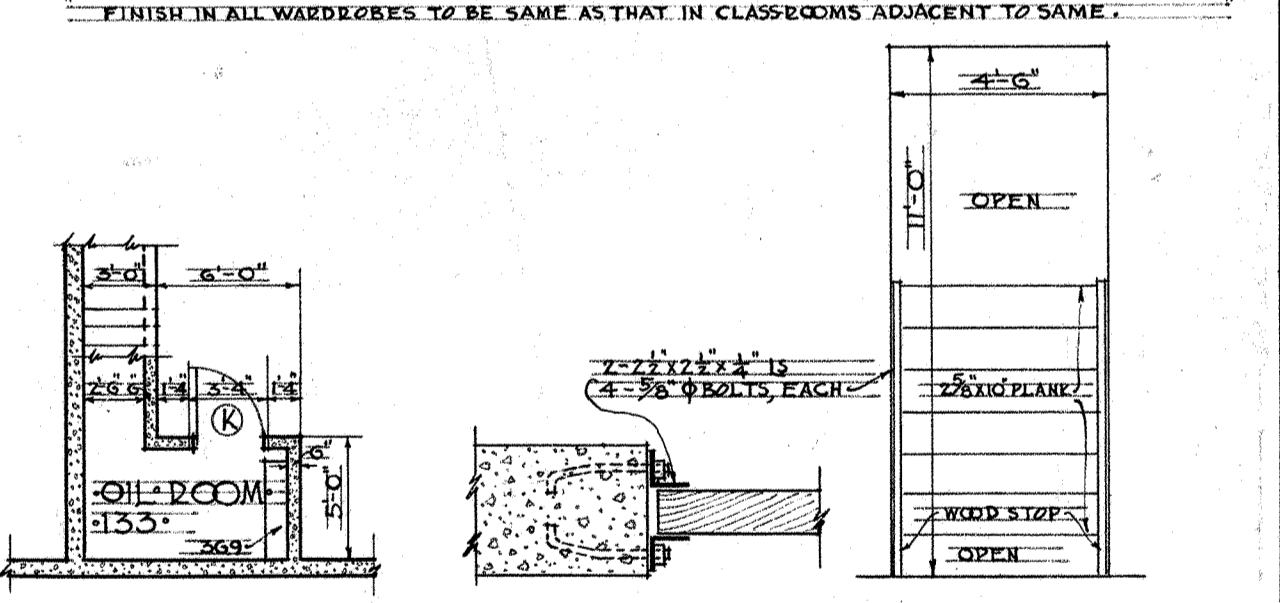
SCHEDULE OF INTERIOR WORK FINISH ETC.

LEGEND

SYMBOL	EQUIVALENT	SYMBOL	EQUIVALENT	SYMBOL	EQUIVALENT
S.S.D.	SPECIAL-SEE DETAIL	C.B.	CORK BOARD	V.N.	VARNISH
C.	CEMENT	S.B.	SLATE BLACKBOARD	ST.	STAINED
M.	MAPLE	C.P.	CEMENT PLASTER	EM.	ENAMELED
F.	FIRE	K.C.	KRENS CEMENT	P.	PAINTED
MAG.	MAGNESITE	PL.	PLASTER	P.B.	PAINT BAND
T.	TILE	A.P.	ACQUAGUILA PL.	C.W.P.	COLD WATER PAINT
M.B.L.	MARBLE	CX.	CELOTEX	W.P.	WALLS PAINTED
L.	LINDLEUM	S.C.	SUSPENDED CEIL.	W.C.K.	WALLS & CEIL PAINTED
W.C.V.	WOOD CHAIR RAIL			K.	KALSOMINED
ASK.	ARRESTORS			C.K.	CEIL. KAL TO R. HOLD
D.H.	DOUBLE HUNG	B.B.	BAUER BATH	T.H.	TIN
SK.	SKYLIGHT	D.B.	DULL BRASS	MET.	METAL
C.L.	CEILING-LIGHT	N.P.	NICKLE PLATE	M.C.	METAL COVERED

FIRST FLOOR PLAN

NAME OF ROOM	ROOM NUMBER	FLOOR	WAINSCOT	CEILING	WALLS	DOORS	WINDOWS	FINISH	MISCELLANEOUS
CLASS ROOM	101	L.F.	F.F.	D.H. SK. CR.	PL. PL.	DR. VN.			
LAVATORY	102	L.F.	F.F.	PL. PL.	SC. DR. VN.				
TEACHERS R.M.	103	L.F.	F.F.	PL. PL.	SC. DR. VN.				P. K.
EMERGENCY R.M.	104	L.F.	F.F.	PL. PL.	SC. DR. VN.				P. K.
TOILET R.M.	105	L.F.	F.F.	PL. PL.	SC. DR. VN.				P. FLOOR & BASE
CLOSET	106	L.F.	F.F.	PL. PL.	SC. DR. VN.				P. P.
ENTRANCE	107	L.F.	F.F.	PL. PL.	SC. DR. VN.				V.N. FL. & P. CO. & SSN
PRINCIPAL OFFICE	108	L.F.	F.F.	PL. PL.	SC. DR. VN.				P. K.
TOILET	109	L.F.	F.F.	PL. PL.	SC. DR. VN.				P. P. & BASE
CLOSET	110	L.F.	F.F.	PL. PL.	SC. DR. VN.				P. P.
PUBLIC SPACE	111	L.F.	F.F.	PL. PL.	SC. DR. VN.				P. K.
CLERK'S OFFICE	112	L.F.	F.F.	PL. PL.	SC. DR. VN.				P. K.
CLASS ROOM	113	L.F.	F.F.	D.H. SK. CR.	PL. PL.	DR. VN.			
LAVATORY	114	L.F.	F.F.	PL. PL.	SC. DR. VN.				
CORRIDOR	115	C.F.	F.F.	PL. PL.	SC. DR. VN.				V.N. FLOOR
PASSAGE	116	C.F.	F.F.	PL. PL.	SC. DR. VN.				V.N. FLOOR & BASE
GIRLS TOILET	117	C.F.	F.F.	PL. PL.	SC. DR. VN.				MEET. FINISH OVER PIPE SPACE
STORE ROOM	118	C.F.	F.F.	PL. PL.	SC. DR. VN.				P. P.
FAN ROOM	119	C.F.	F.F.	PL. PL.	SC. DR. VN.				2" ON TILE ONLY
PLENUM CHB.	120	C.F.	F.F.	PL. PL.	SC. DR. VN.				2" ON TILE ONLY
JANITOR	121	C.F.	F.F.	PL. PL.	SC. DR. VN.				V.N. FL. & BASE
BOYS TOILET	122	C.F.	F.F.	PL. PL.	SC. DR. VN.				V.N. FL. & BASE
BOYS TOILET	123	C.F.	F.F.	PL. PL.	SC. DR. VN.				MEET. FINISH OVER PIPE SPACE
PASSAGE	124	C.F.	F.F.	PL. PL.	SC. DR. VN.				V.N. FL. & BASE
CHAIR STORAGE	125	M.F.	F.F.	PL. PL.	SC. DR. VN.				P.
STORAGE	126	L.F.	F.F.	PL. PL.	SC. DR. VN.				PAINT CEM. BASE
KITCHEN	127	L.F.	F.F.	PL. PL.	SC. DR. VN.				PAINT CEM. BASE
TOILET	128	C.F.	F.F.	PL. PL.	SC. DR. VN.				PAINT FL. & BASE
PASSAGE	129	M.F.	F.F.	PL. PL.	SC. DR. VN.				POWER IS IN OFFICE CEILING
M.E. ROOM	130	M.F.	F.F.	PL. PL.	SC. DR. VN.				PL. ON FLOOR
MEETING R.M.	131	M.F.	F.F.	PL. PL.	SC. DR. VN.				CEILING WALL
PLATFORM	132	M.F.	F.F.	PL. PL.	SC. DR. VN.				PAINTED BRASS
BOYS PLAY COURT	133	C.F.	F.F.	PL. PL.	SC. DR. VN.				PAINTED WAINSCOT SIDE OF STAIRS
BOILER R.M.	134	C.F.	F.F.	PL. PL.	SC. DR. VN.				P.
COAL ROOM	135	C.F.	F.F.	PL. PL.	SC. DR. VN.				P.
GIRLS PLAY COURT	136	C.F.	F.F.	PL. PL.	SC. DR. VN.				P.

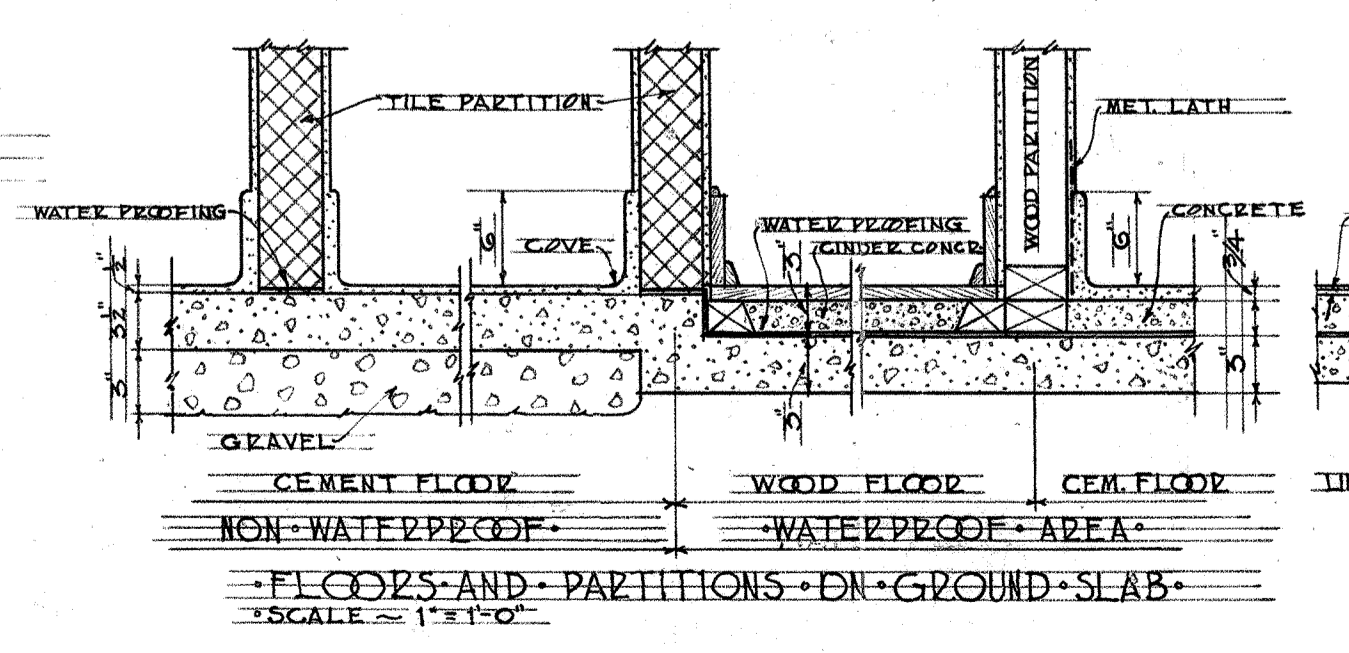
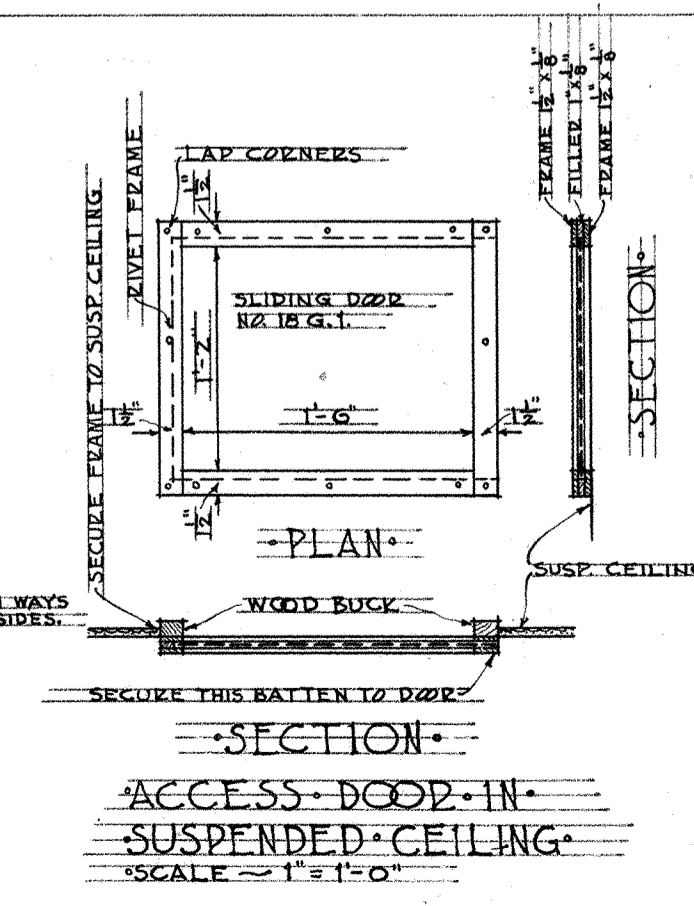
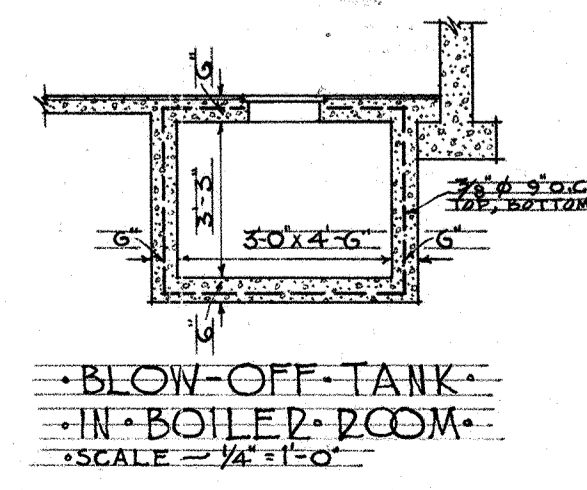
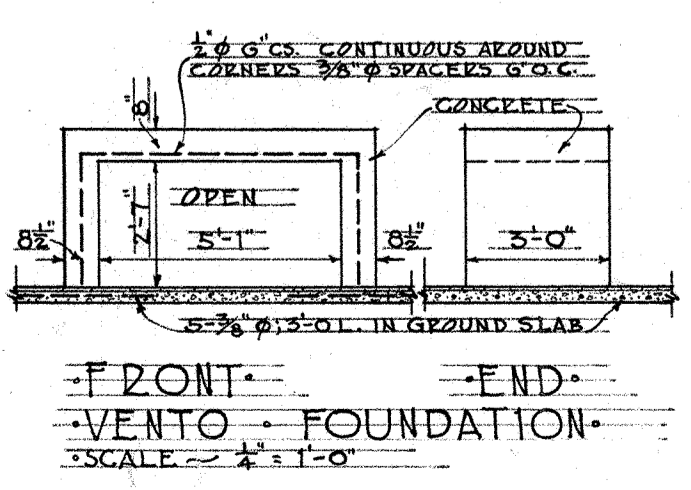
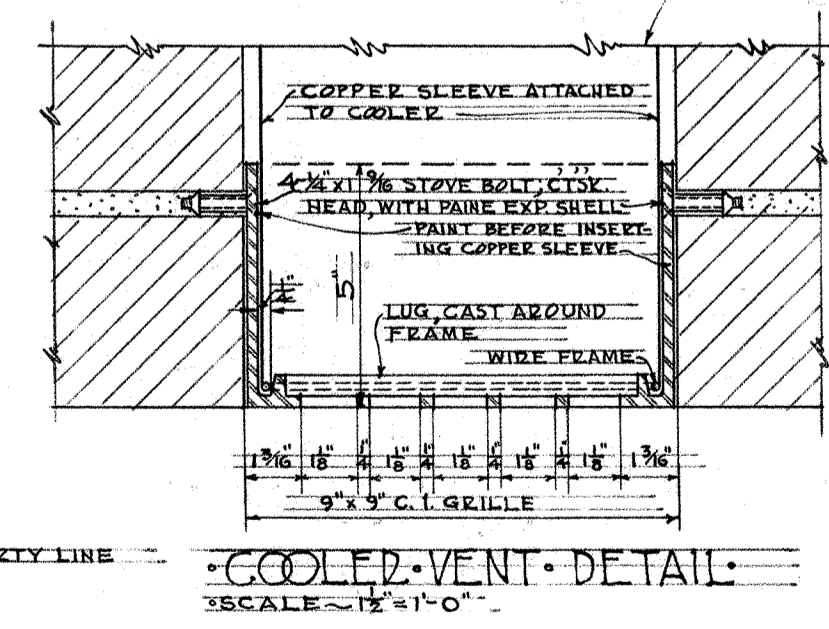
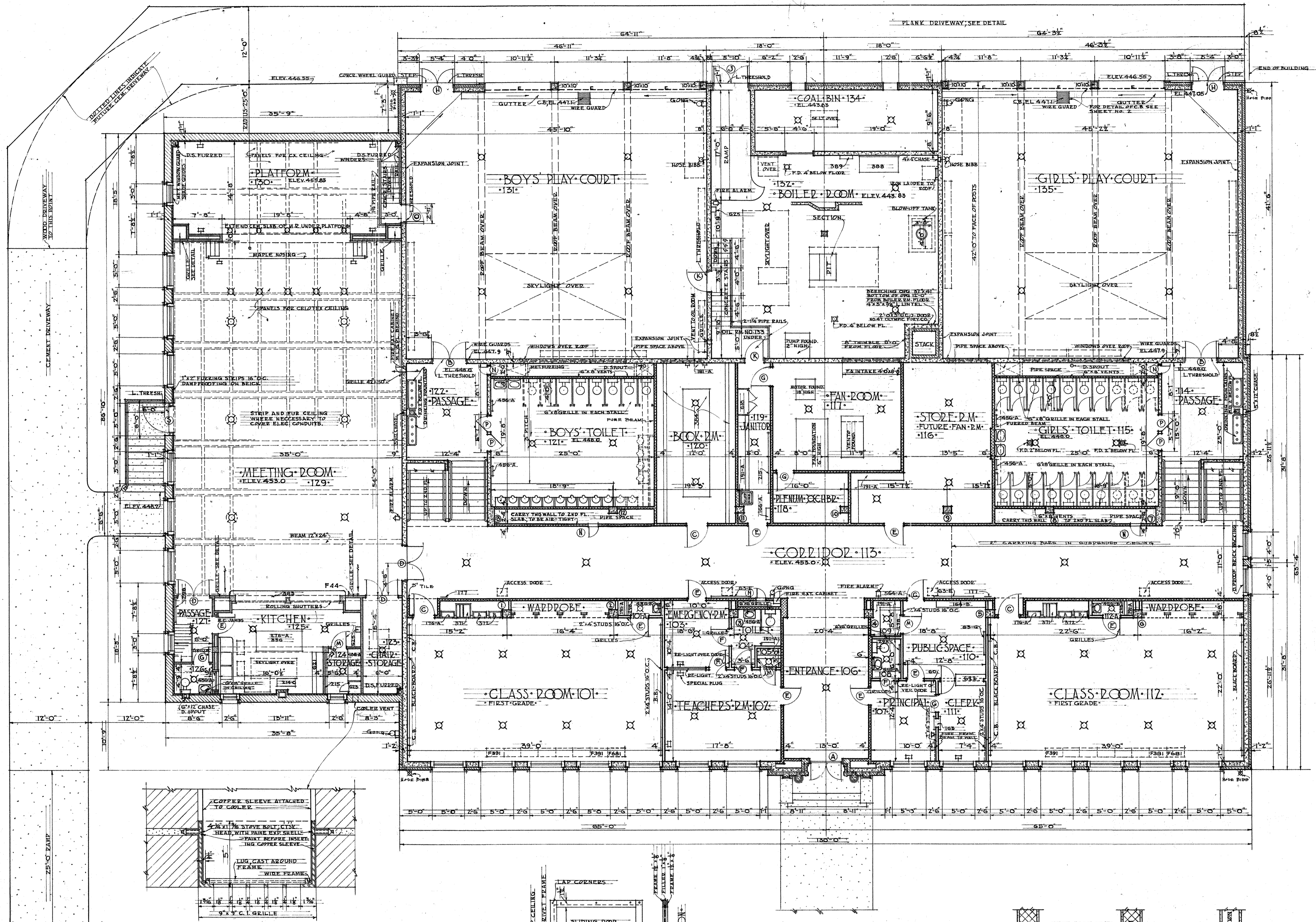


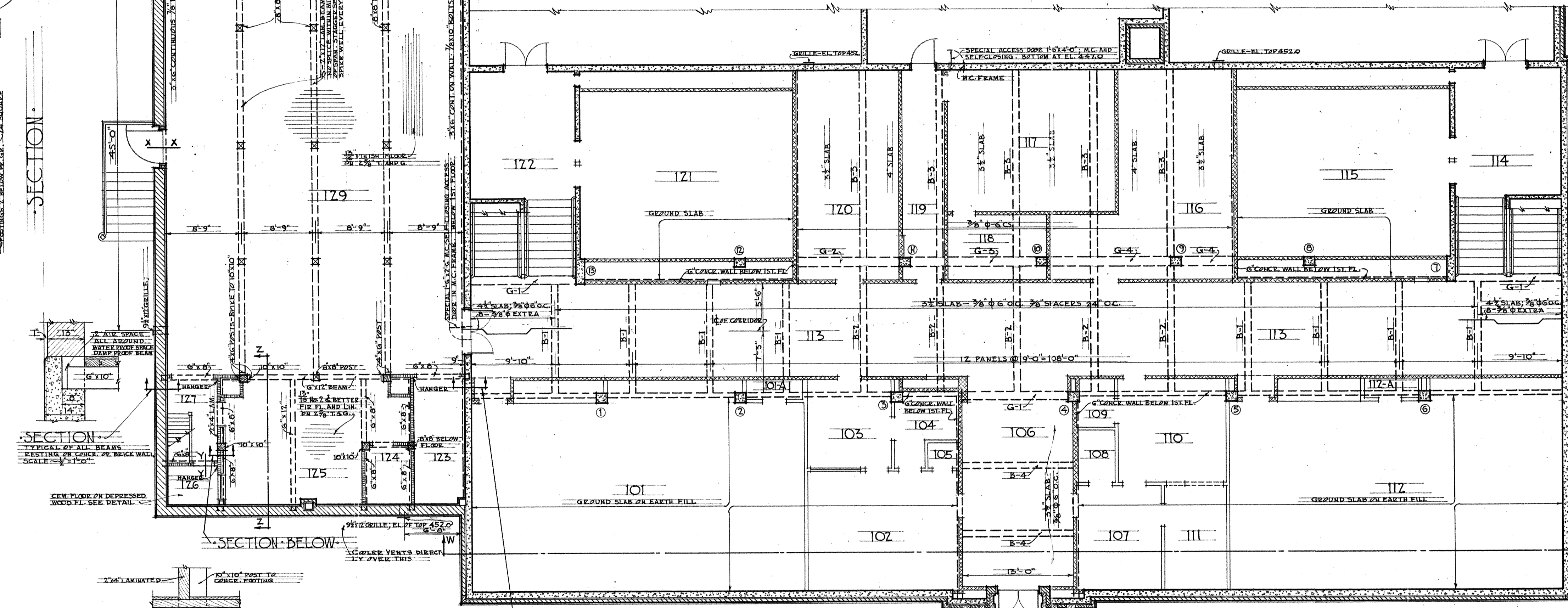
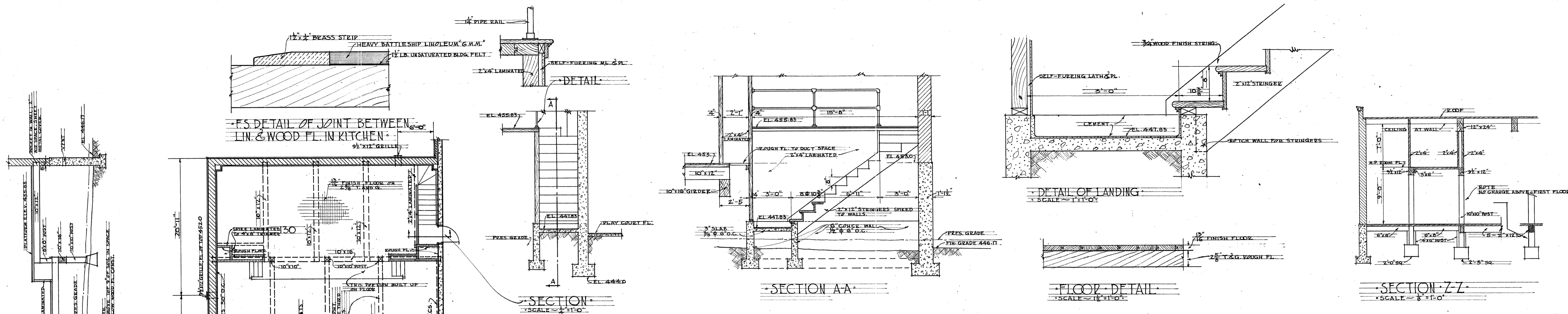
F. CHUGHES PUBLIC SCHOOL
FIRST FLOOR PLAN AND DETAILS

DATE: FEB. 26
DRAWN BY: F.B.S.
CHECKED BY: J.H.

SCALE: 1/8" = 1'-0"

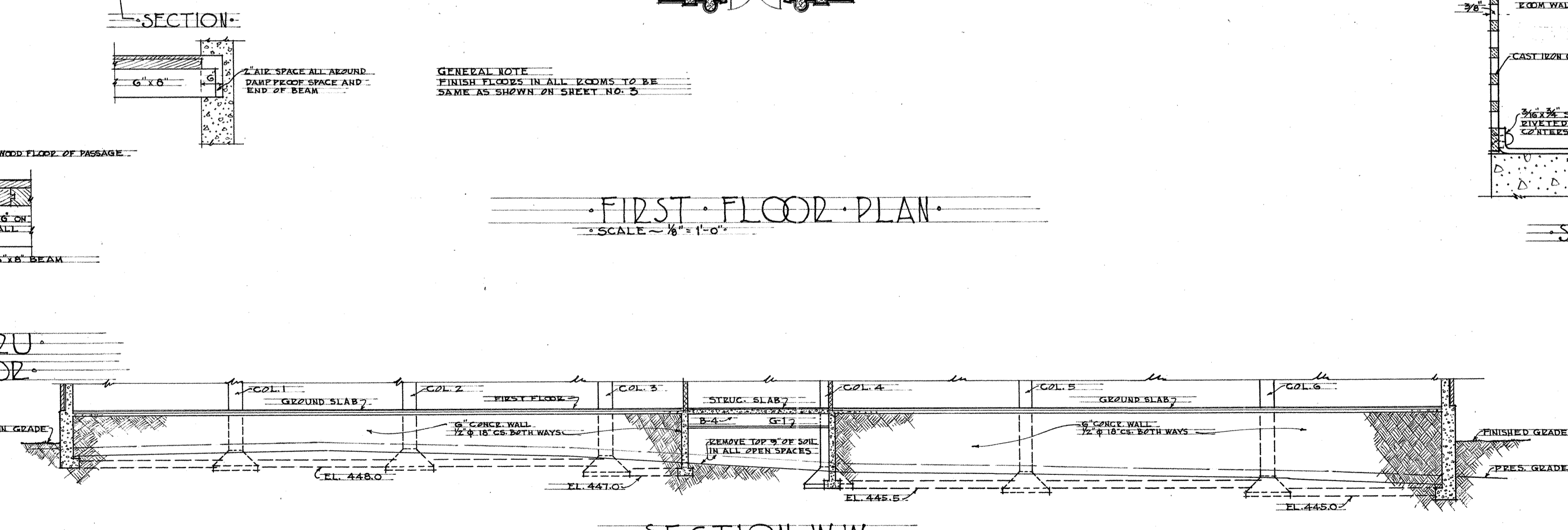
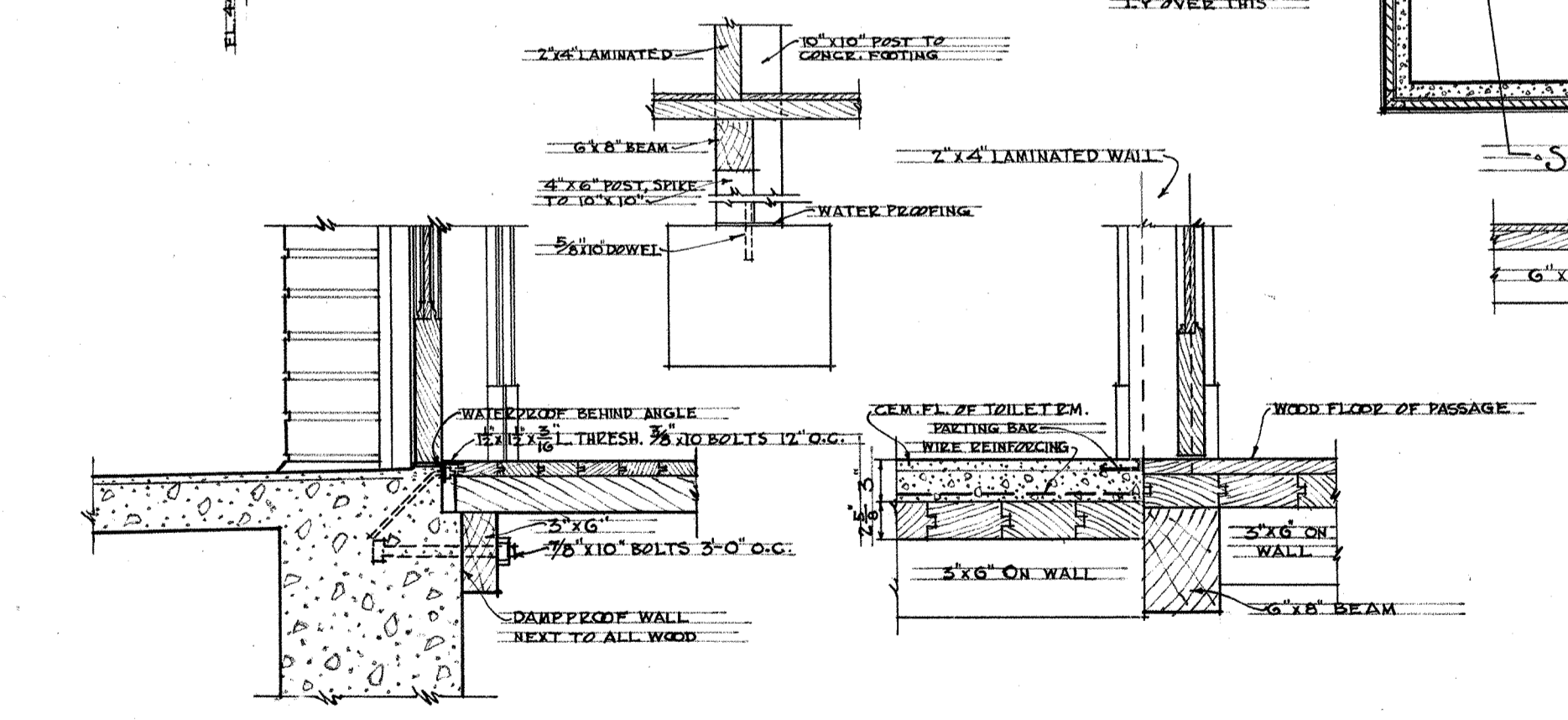
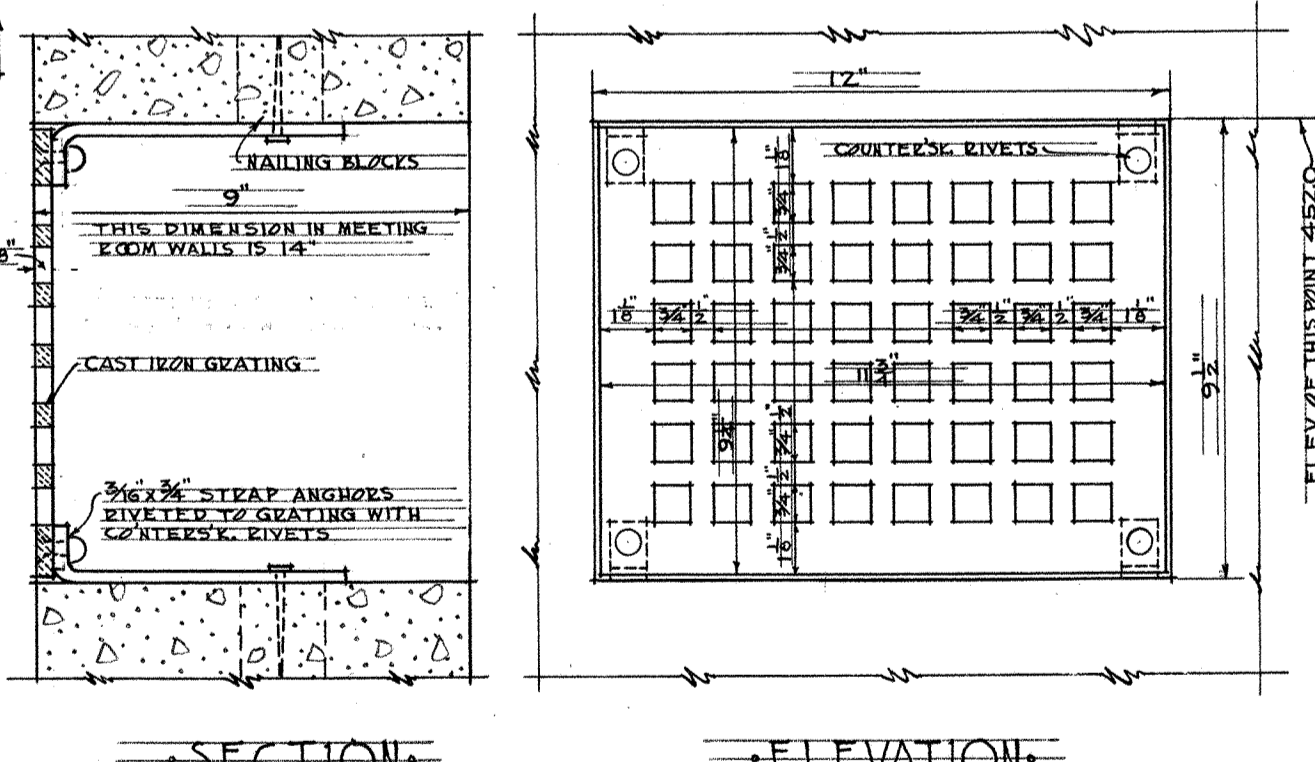
NO. 3





NOTE - SEE GENERAL CRACK DWGS FOR BENDING DETAILS.

BEAM AND GIRDER SCHEDULE		
SIZE	STEEL BENDING	MISCELLANEOUS
B-1 9 1/2 x 16	2-3/4" @ 20"	3/8" @ 1' = 5 @ WEST END ZNLY
B-2 9 1/2 x 16	2-3/4" @ 20"	3/8" @ 1' = 5 @ WEST END ZNLY
B-3 9 1/2 x 16	2-7/8" @ 20"	1-3/4" @ 16" @ 3/8" @ 1' @ 5
B-4 9 1/2 x 16	2-3/4" @ 20"	1-3/4" @ 12" @ 1" @ 14" @ TOP STEEL OVER GIRDER
B-5 9 1/2 x 16	2-3/4" @ 20"	1-3/4" @ 10" @ 1" @ 10" @ CAR STEEL OVER GIRDER
G-1 11 1/2 x 18	2-7/8" @ 20"	1-7/8" @ 9"
G-2 15 x 30	2-1" @ 20"	1-1" @ 6" @ 10" @ 3/8" @ 1' @ 5 @ 12"
G-3 15 x 30	2-1" @ 20"	1-1" @ 6" @ 10" @ 3/8" @ 1' @ 5 @ 12"
G-4 15 x 30	2-1" @ 20"	1-1" @ 6" @ 9" @ 3" @ 3/8" @ 1' @ 5 @ 12" @ ENDS BETWEEN COLS.



F. C. HUGHES PUBLIC SCHOOL

ALTERNATE DWG. SHOWING
MILL FLOOR FOR MEETING ROOM WING
STRUCTURAL SLAB; PART OF FIRST FLOOR

DATE: FEB 19 1926
DRAWN BY: F. A. NARAMORE
CHECKED BY: J. H.

SEATTLE SCHOOL DISTRICT NO. 1
F. A. NARAMORE, ARCHITECT
810 DEXTER AVENUE
SEATTLE, WASH.

SHEET NO. **3-A**

SCHEDULE OF INTERIOR WORK FINISH ETC.

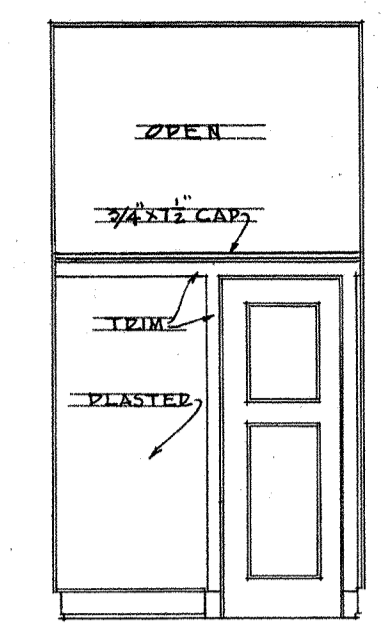
LEGEND

SYMBOL	EQUIVALENT	SYMBOL	EQUIVALENT	SYMBOL	EQUIVALENT
S.S.D.	SPECIAL SEE DETAIL	C.B.	CORK BOARD	V.N.	VARNISH
C.	CEMENT	S.B.	SLATE BLACK BOARD	ST.	STAINED
M.	MAPLE	C.P.	CEMENT PLASTER	E.N.	ENAMELED
F.	FIR	K.C.	KENNES CEMENT	P.	PAINTED
MAG.	MAGNESITE	PL.	PLASTER	P.B.	PAINT BAND
T.	TILE	CX.	CELOTEX	C.W.P.	COLD WATER PAINT
M.B.	MARBLE	S.C.	SUSPENDED CEILING	W.P.	WALLS PAINTED
L.	LINOLEUM			W.C.P.	WALLS & CEIL. PAINTED
W.C.R.	WOOD CHAIR RAIL			K.	KALSOMINED
ASB.	ASBESTOS	B.B.	BAUER BARK	C.K.	CEIL. KAL. TO P. MOLD.
D.H.	DOUBLE HUNG	D.B.	DULL BRASS	T.N.	TIN
SK.	SKYLIGHT	N.P.	NICKLE PLATE	MET.	METAL
CL.	CEILING LIGHT			M.C.	METAL COVERED

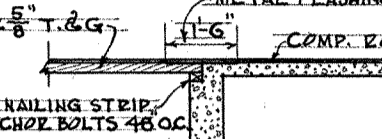
SECOND FLOOR PLAN

NAME OF ROOM	ROOM NUMBER	FLOOR	BASE	WAINSCOTING	WALLS	CEILING	FINISH ON WOOD	FINISH ON WALLS	MISCELLANEOUS
CLASS ROOM	201	M.	F.	F.	DR. S.B.	C.P.	PL.	PL.	DR. VN.
CLASS ROOM	202	M.	F.	F.	DR. S.B.	C.P.	PL.	PL.	DR. VN.
JANITORS R.M.	205	M.	F.	F.	DR. S.B.	C.P.	PL.	PL.	DR. VN.
LAVATORY	204	M.	F.	F.	DR. S.B.	C.P.	PL.	PL.	DR. VN.
CLASS ROOM	205	M.	F.	F.	DR. S.B.	C.P.	PL.	PL.	DR. VN.
CLASS ROOM	206	M.	F.	F.	DR. S.B.	C.P.	PL.	PL.	DR. VN.
CLASS ROOM	207	M.	F.	F.	DR. S.B.	C.P.	PL.	PL.	DR. VN.
CLASS ROOM	208	M.	F.	F.	DR. S.B.	C.P.	PL.	PL.	DR. VN.
CLASS ROOM	209	M.	F.	F.	DR. S.B.	C.P.	PL.	PL.	DR. VN.
CORRIDOR	210	C.	F.	F.	DR. S.B.	C.P.	PL.	PL.	DR. VN.

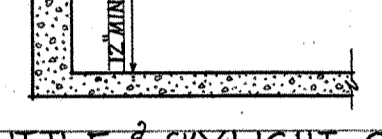
FINISH IN ALL WARDROBES TO BE SAME AS IN CLASS ROOMS ADJACENT TO THEM.



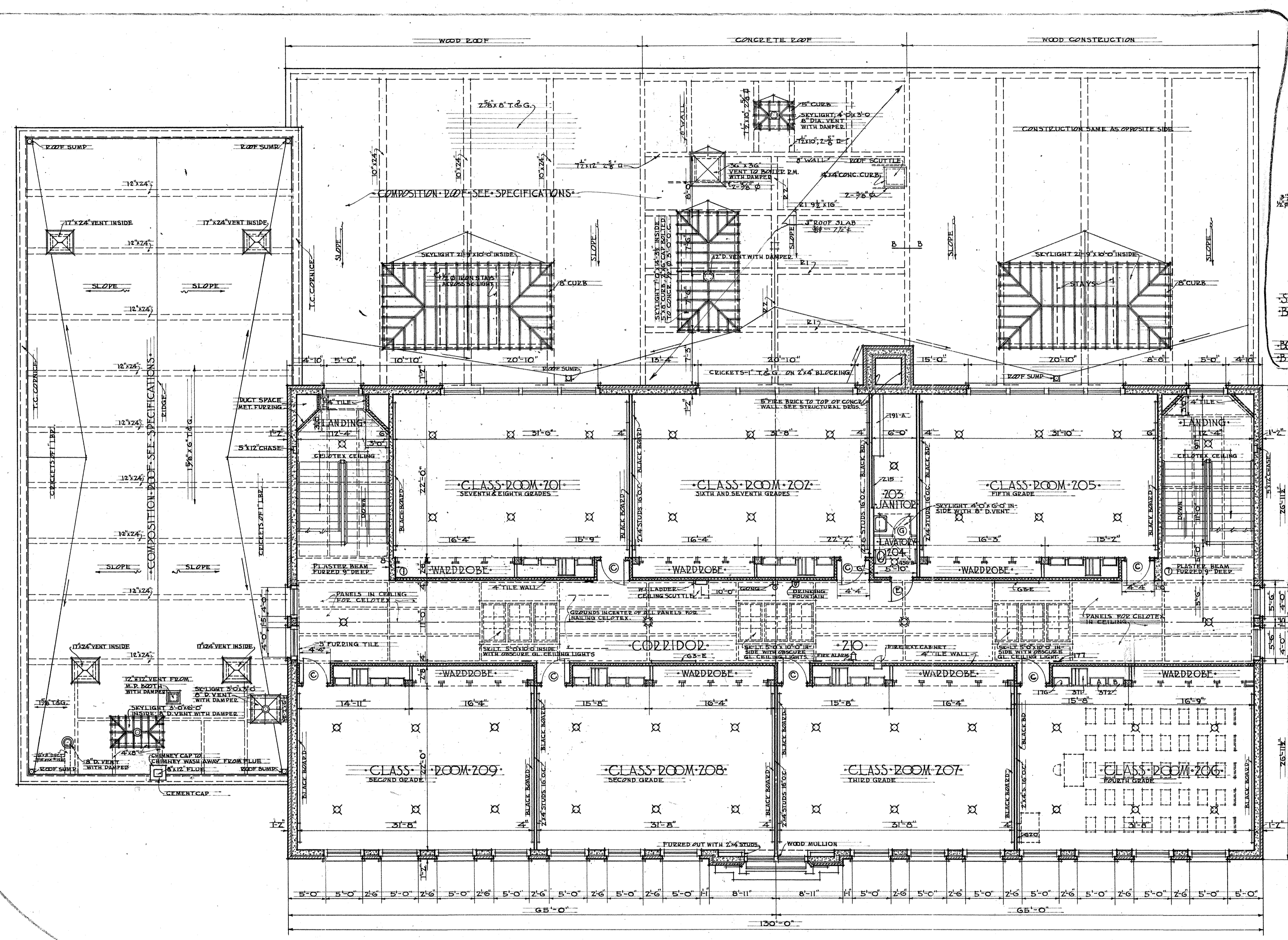
SECTION B-B



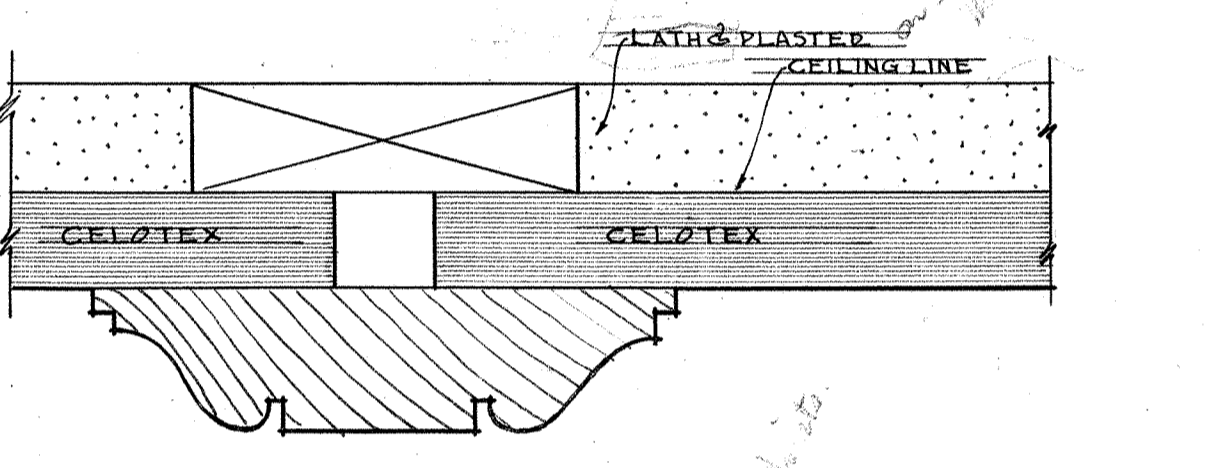
SCUFF & SKYLIGHT CURB BOILER ROOM ROOF



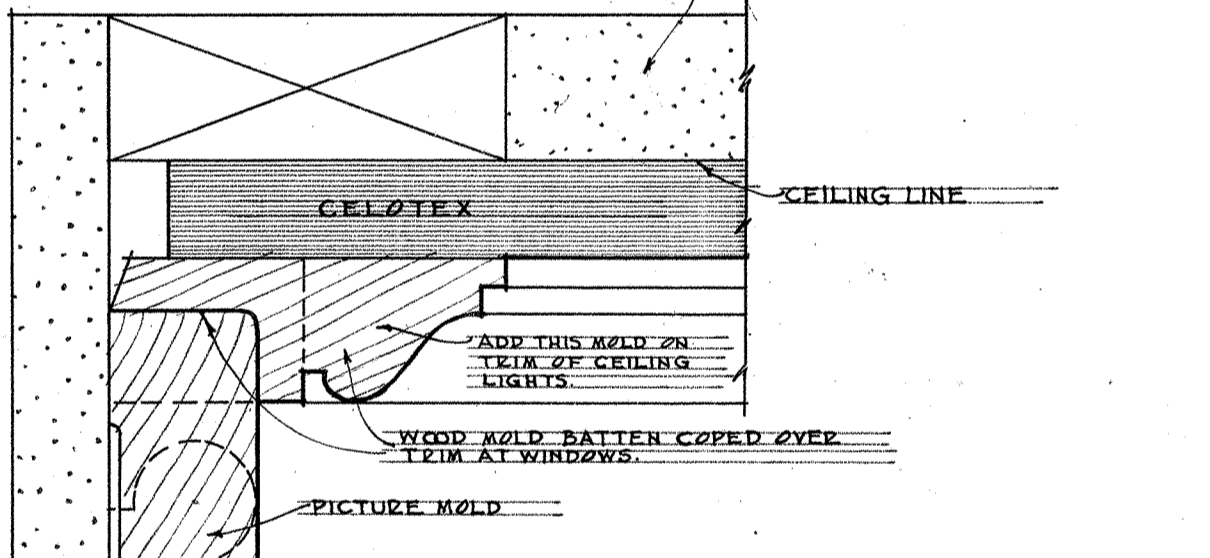
BOILER ROOM BEAMS



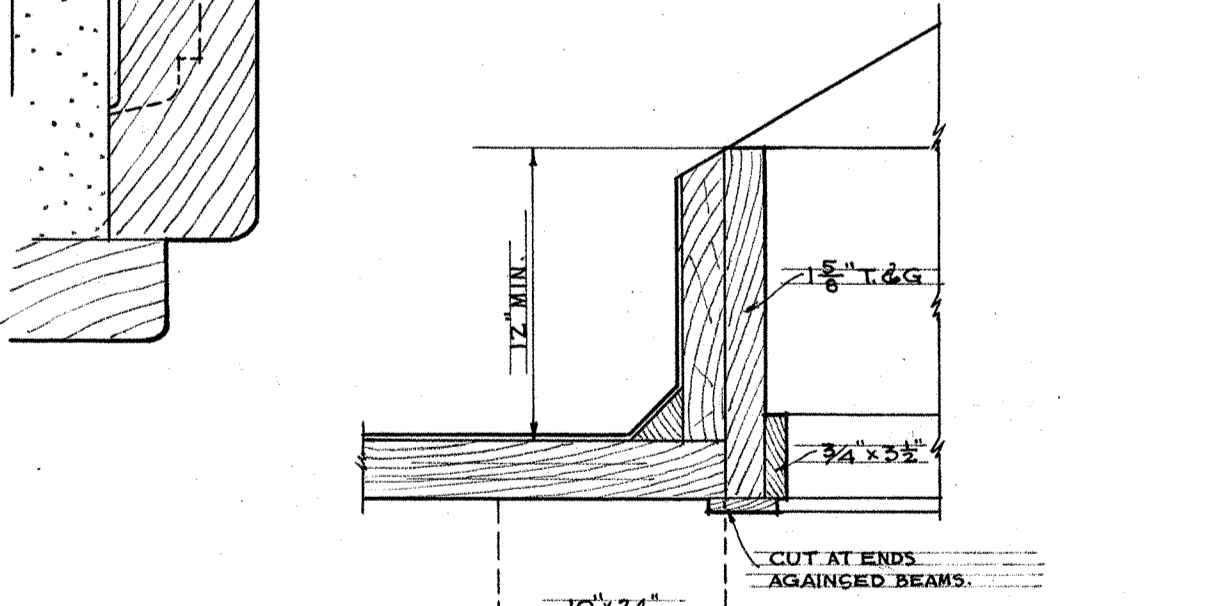
SECOND FLOOR PLAN SCALE 1/8" = 1'-0"



CENTER BATTEN



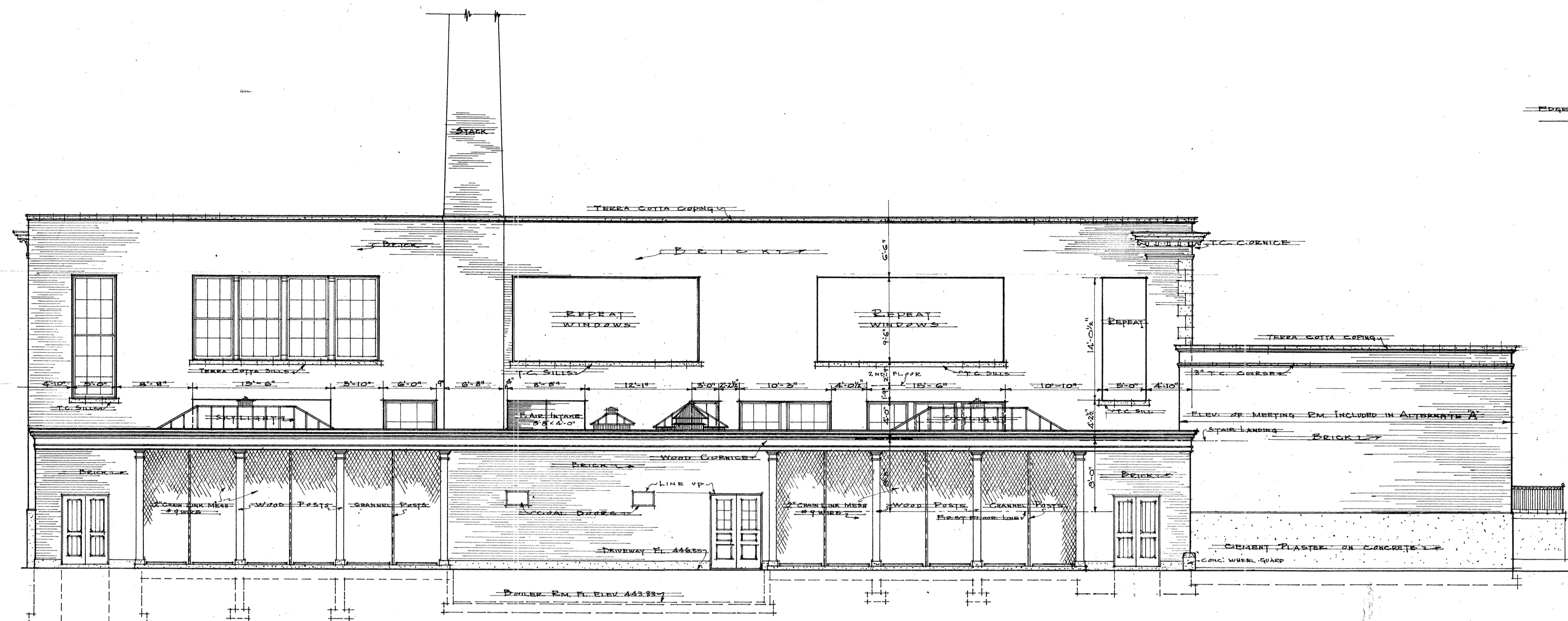
CELOTEX CEILING DETAILS SECOND FLOOR CORRIDOR FULL SIZE



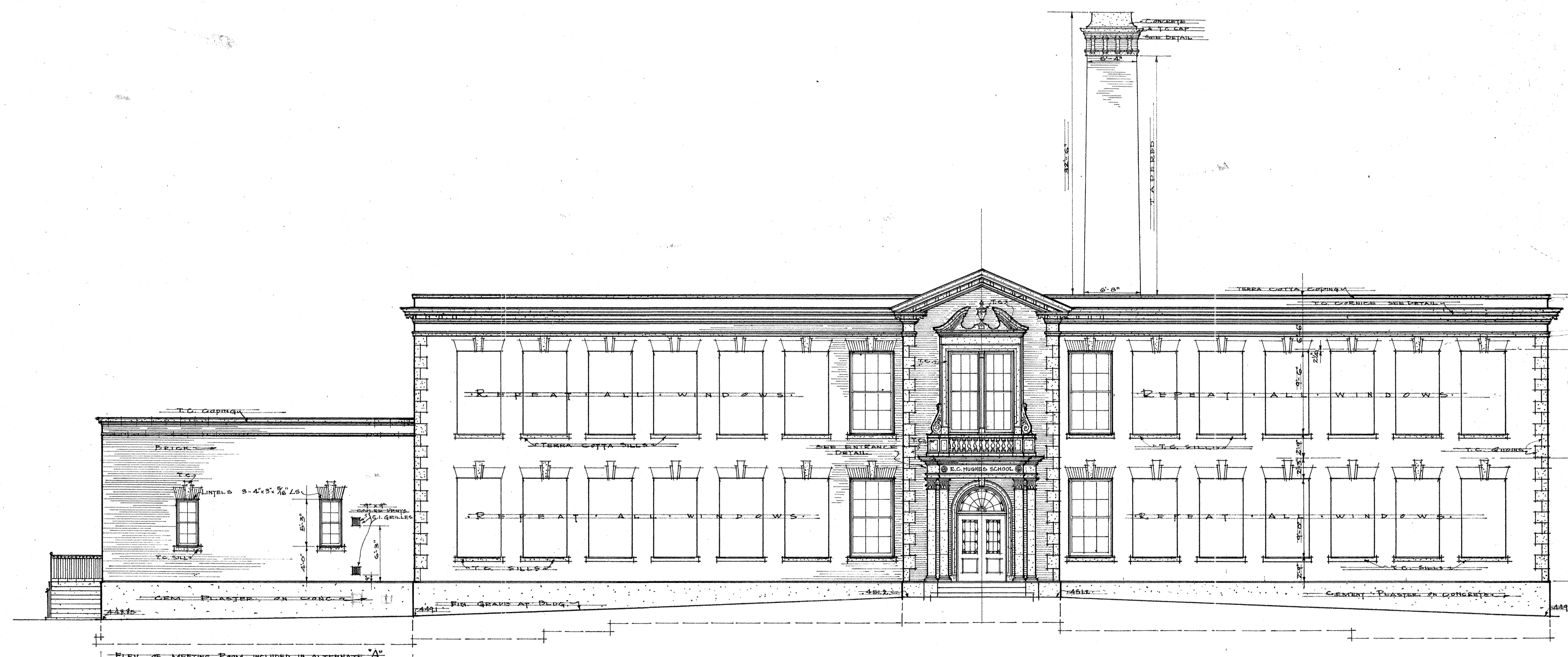
CURB TO SKYLIGHT OVER PLAY COURTS SCALE 1/2" = 1'-0"

FE HUGHES PUBLIC SCHOOL
SECOND FLOOR PLAN AND DETAILS
 DATE: FEB 26 1926
 DRAWN BY: F.A.S.
 CHECKED BY: J.H.
 SEATTLE SCHOOL DISTRICT NO. 1
 F. A. NARAMORE, ARCHITECT
 810 DEXTER AVENUE
 SEATTLE, WASH.
 SHEET NO. 4
 APPROVED: [Signature]

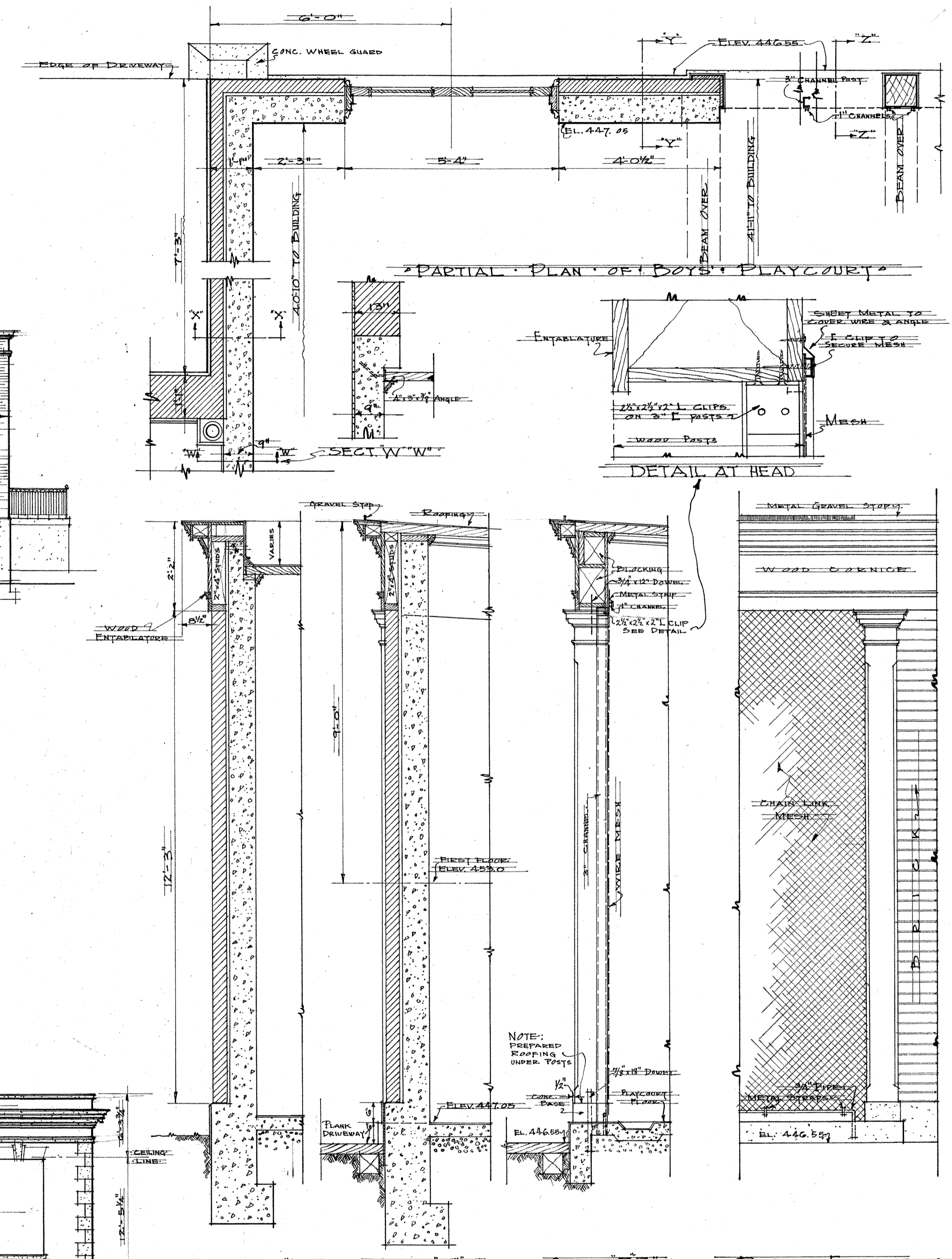
237-00005



REAR ELEVATION - EAST
SCALE 1/8" = 1'-0"

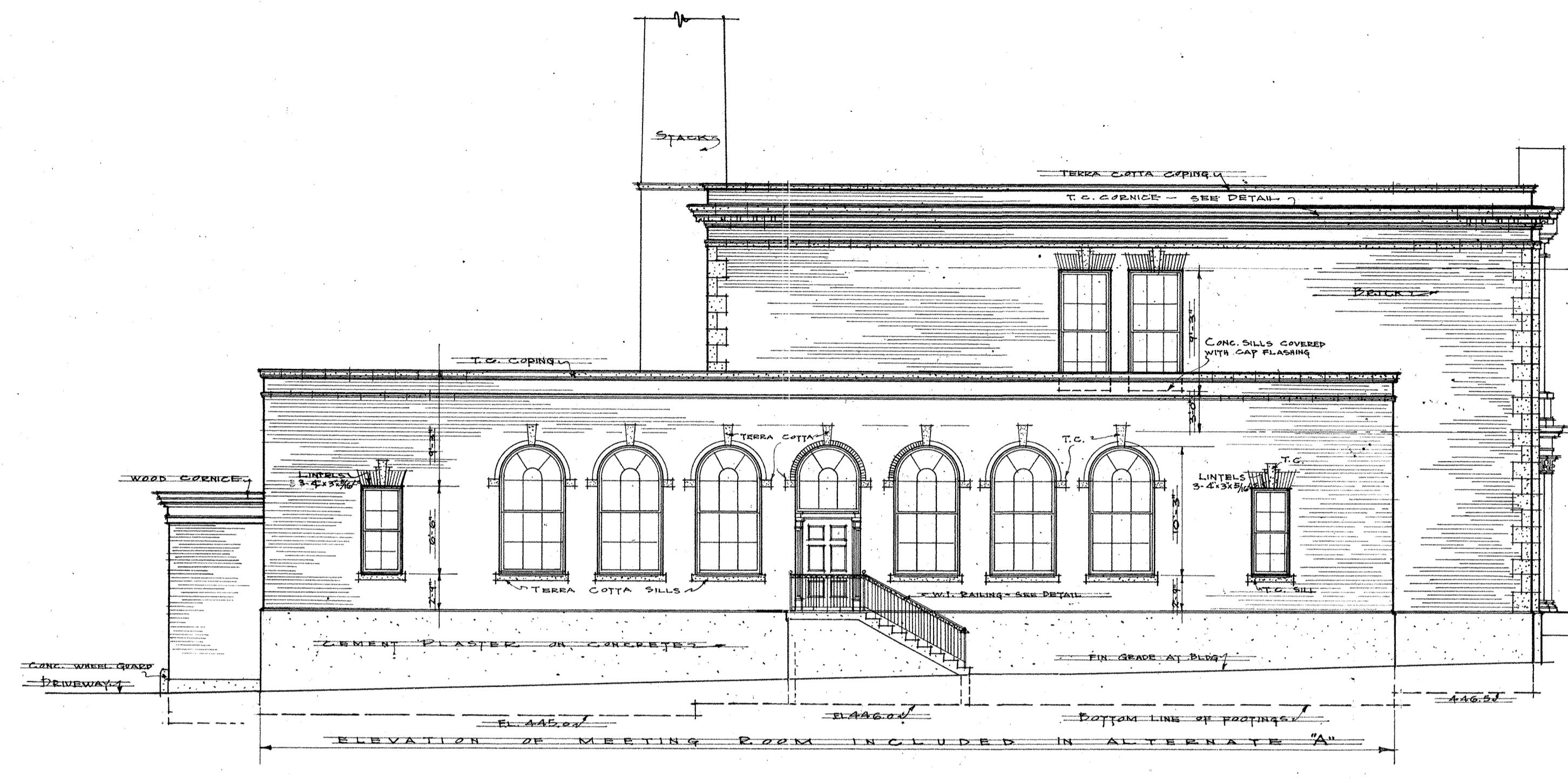


FRONT ELEVATION - WEST
SCALE 1/8" = 1'-0"

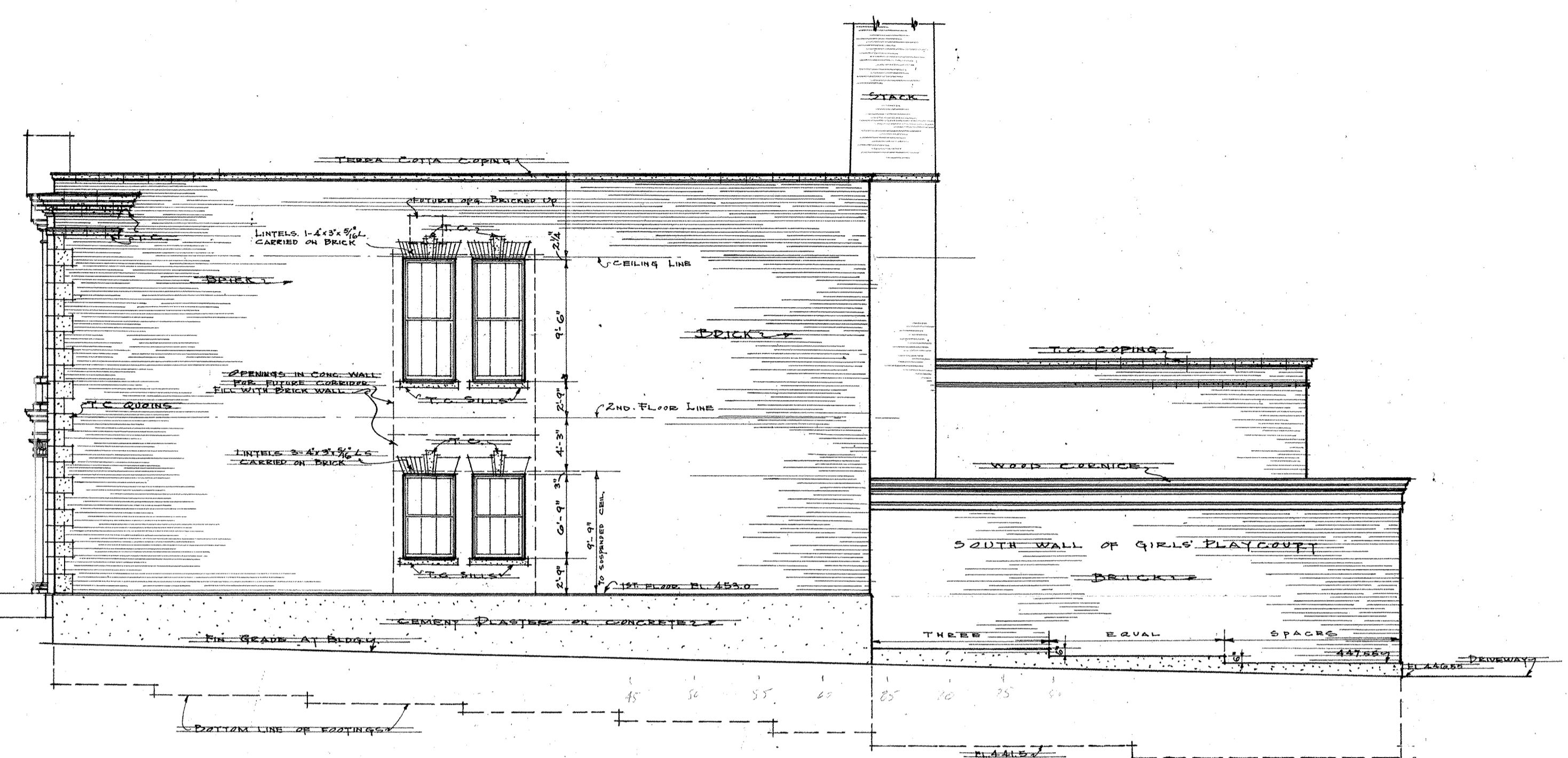


DETAILS OF PLAYCOURTS
SCALE 1/2" = 1'-0"

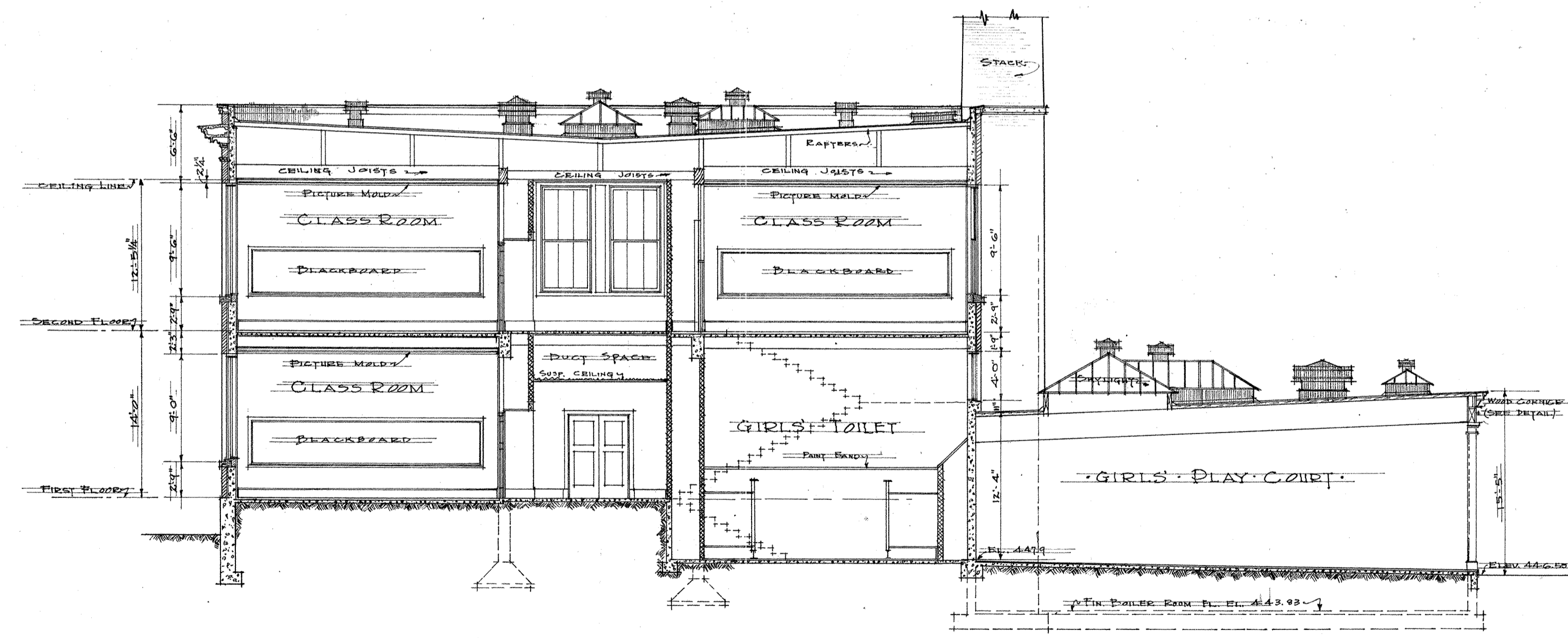
F. C. HUGHES PUBLIC SCHOOL		
FRONT & REAR ELEVATIONS & PLAYCOURT DETAILS		
DATE FEB-6-26	DRAWN BY P. A. MARANO, ARCHITECT	SHEET NO. 6
CHECKED BY CH.	60 CENTER AVENUE SEATTLE, WASH.	APPROVED <i>[Signature]</i>



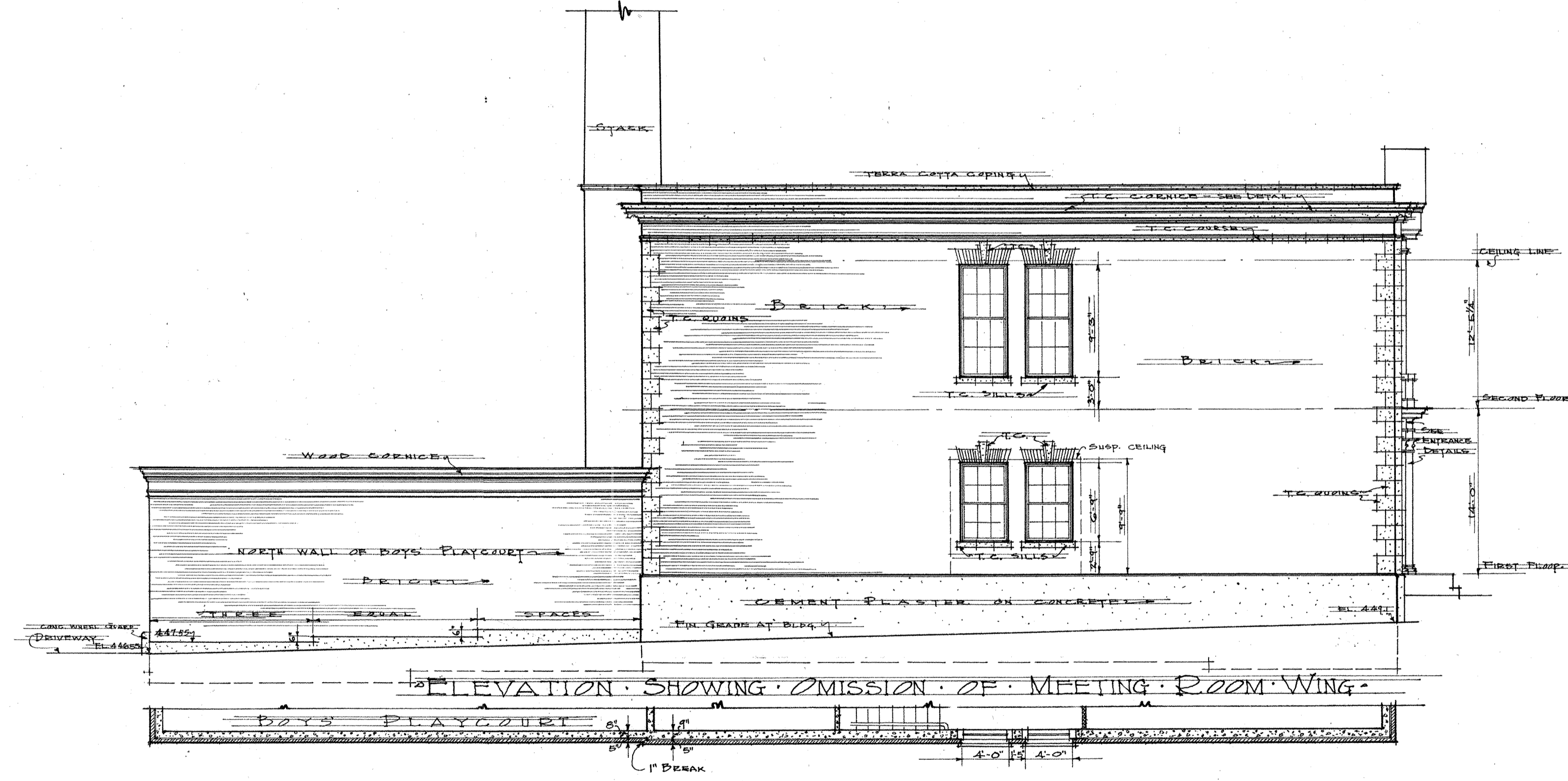
NORTH ELEVATION
SCALE 1/8"=1'-0"



SOUTH ELEVATION
SCALE 1/8"=1'-0"

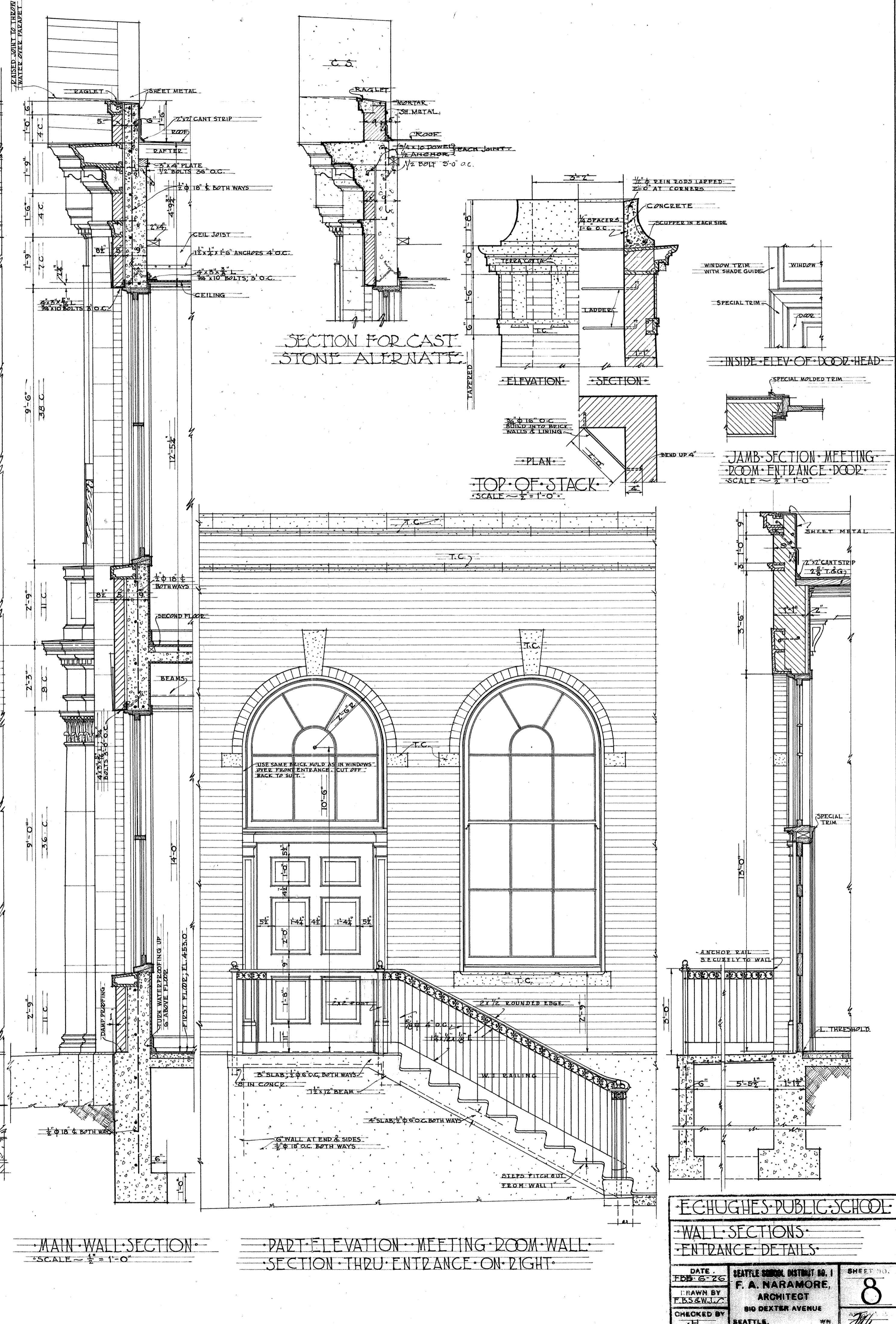
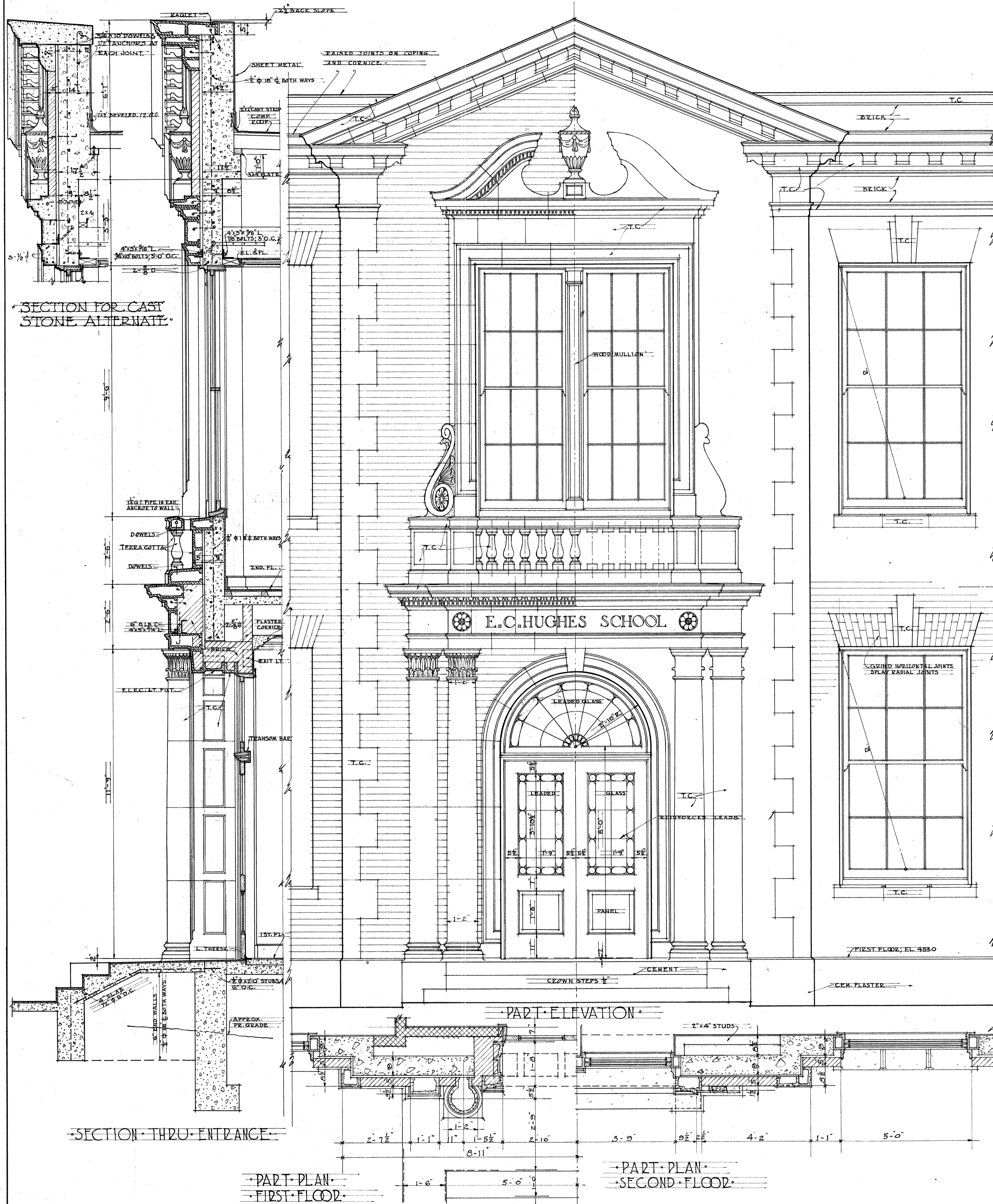


CROSS SECTION
SCALE 1/8"=1'-0"



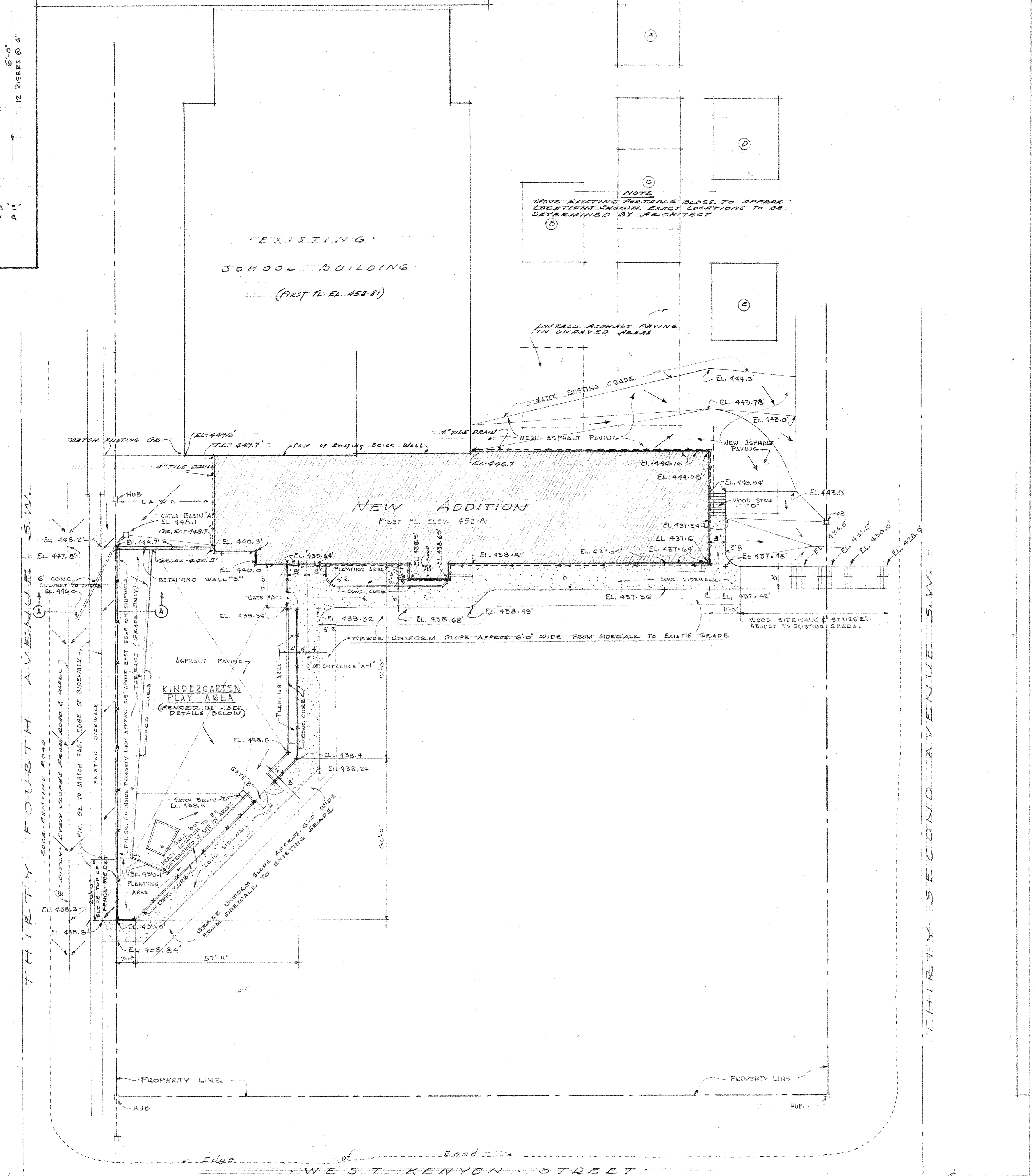
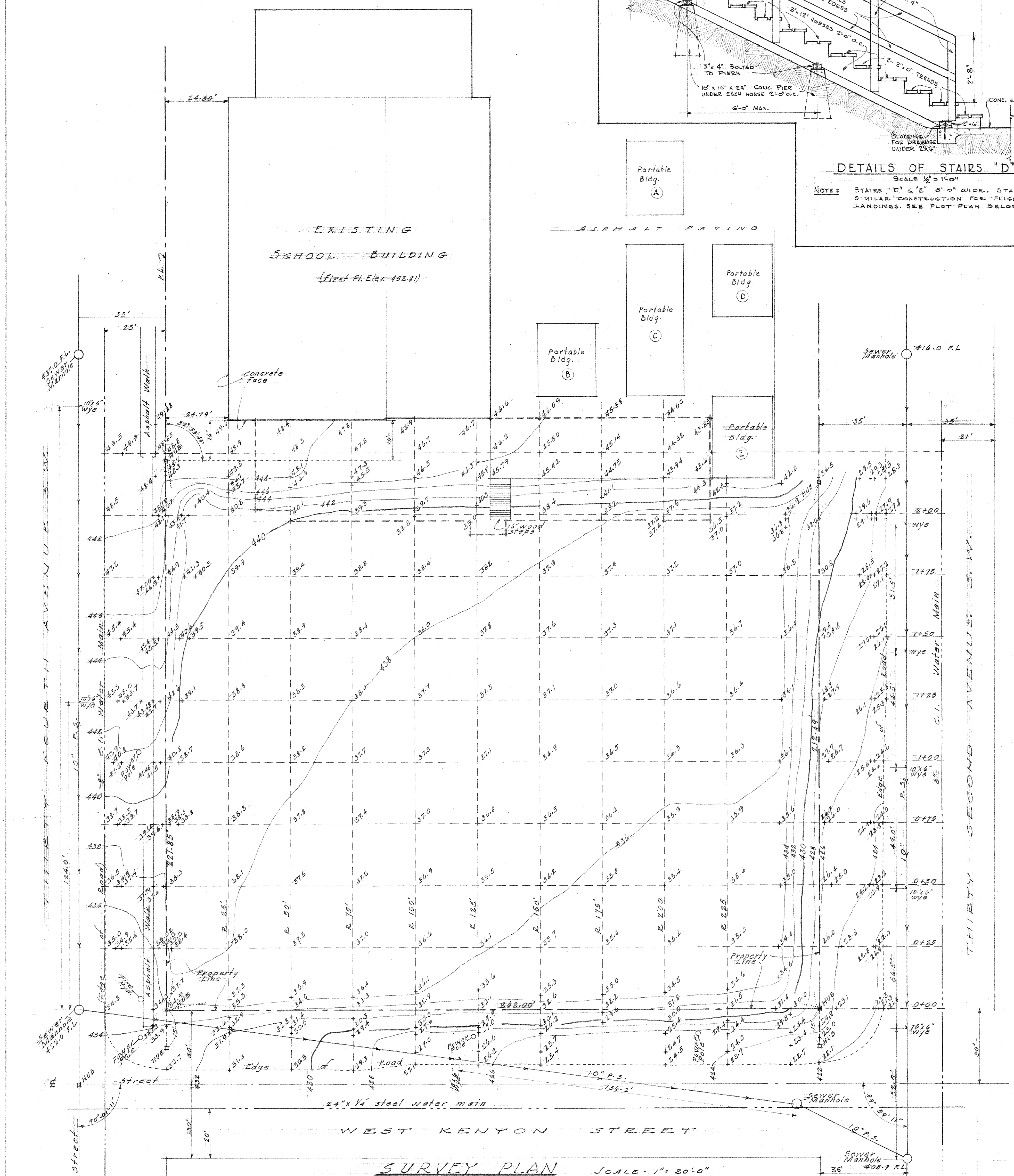
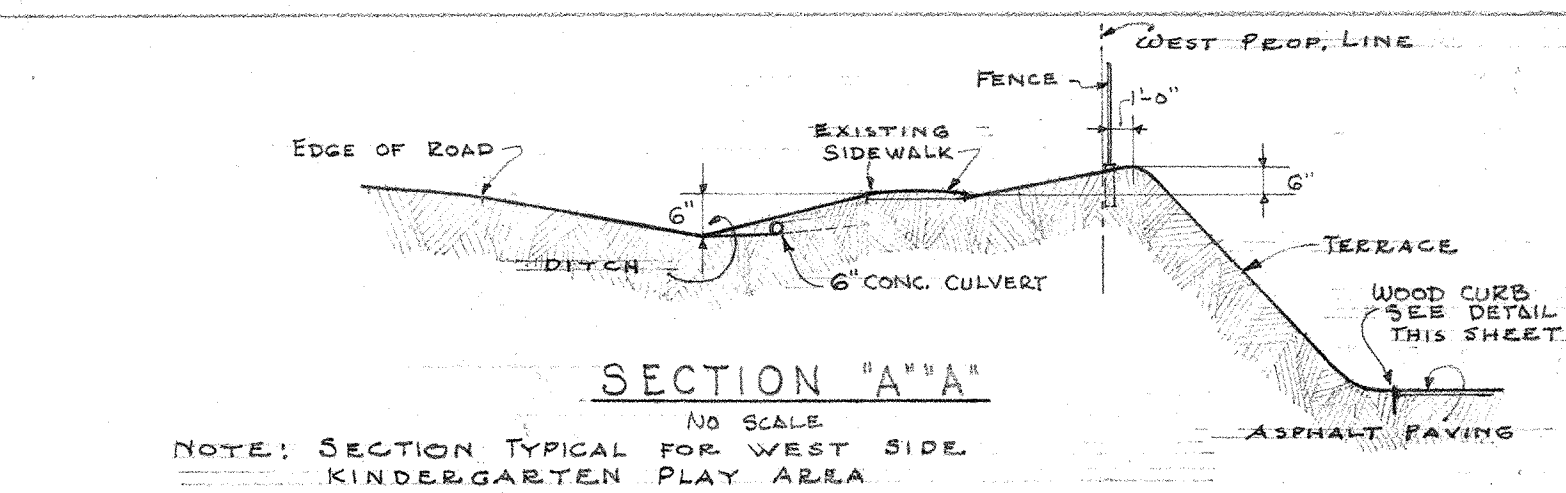
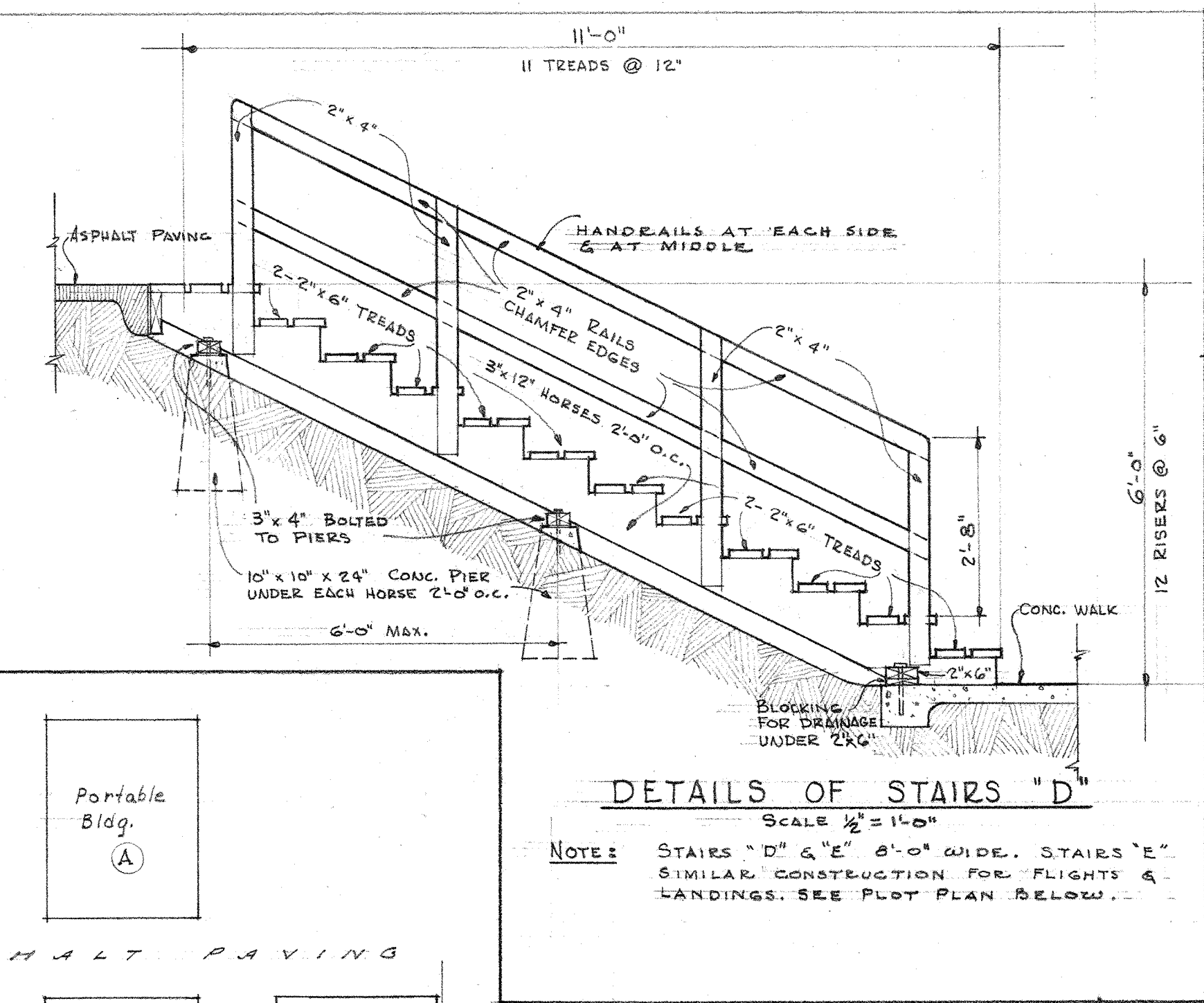
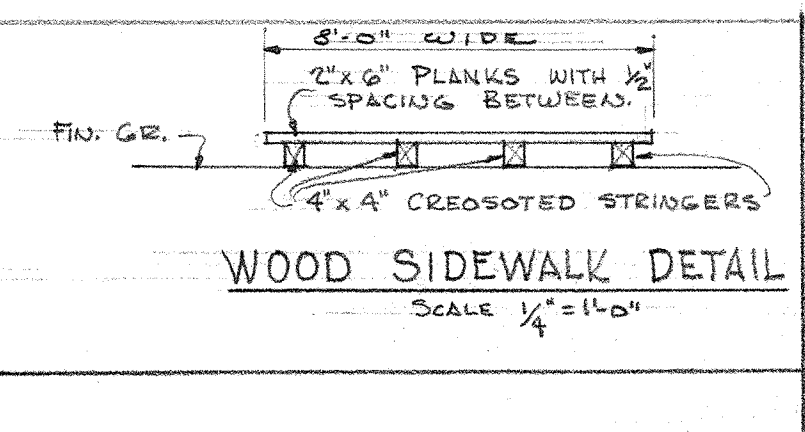

PARTIAL PLAN SHOWING OMISSION OF MEETING ROOM WING
SCALE 1/8"=1'-0"

E.C. HUGHES PUBLIC SCHOOL		
ELEVATIONS AND SECTION		
DATE FEB. 6-26	SEATTLE P. A. KARAFORIS ARCHITECT 310 DEXTER AVENUE SEATTLE, WA.	SHEET NO. 7
DRAWN BY H.C.W.	CHECKED BY J.H.	APPROVED <i>[Signature]</i>



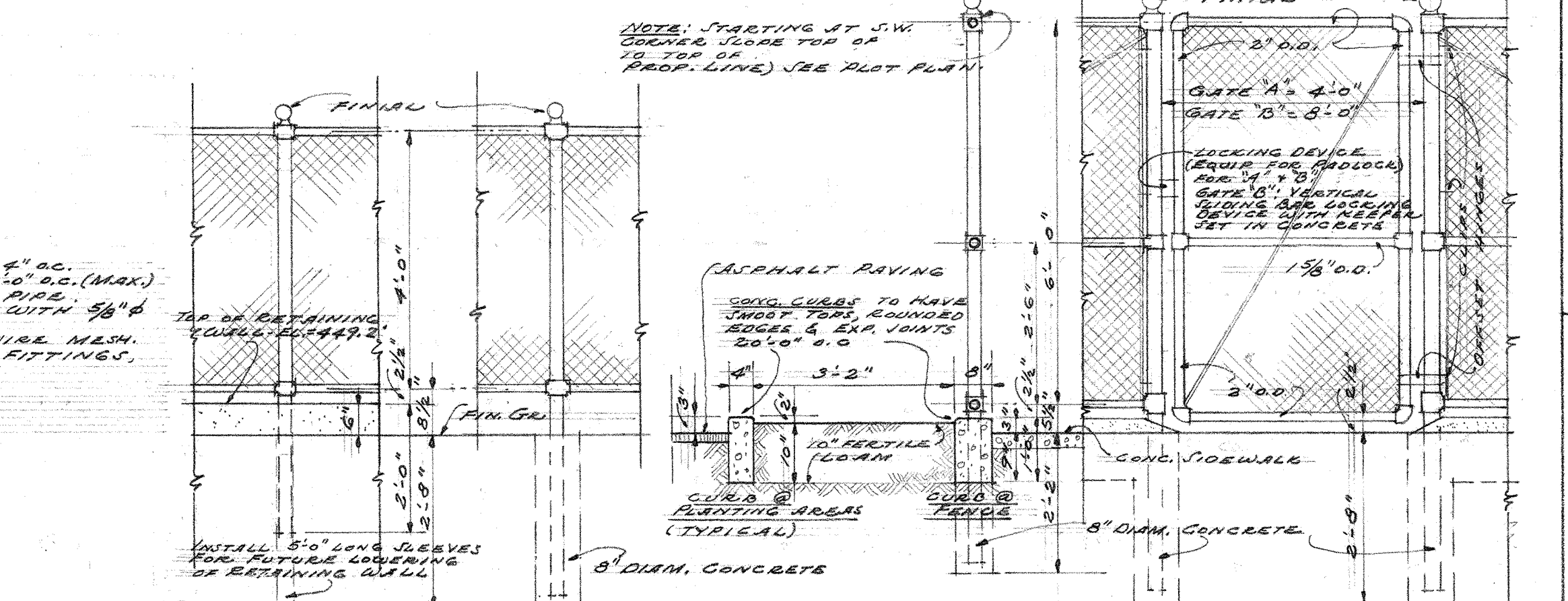
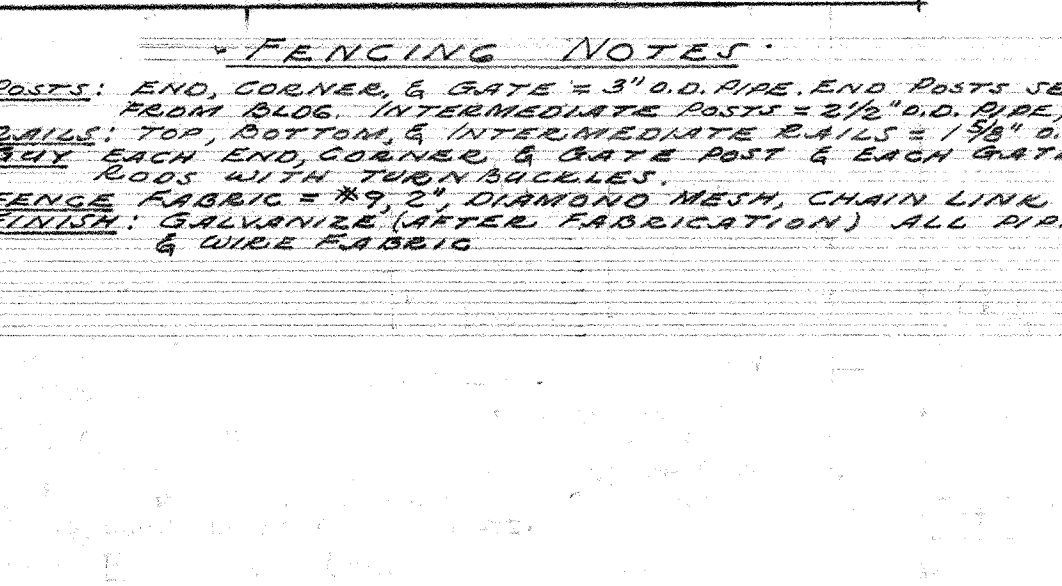
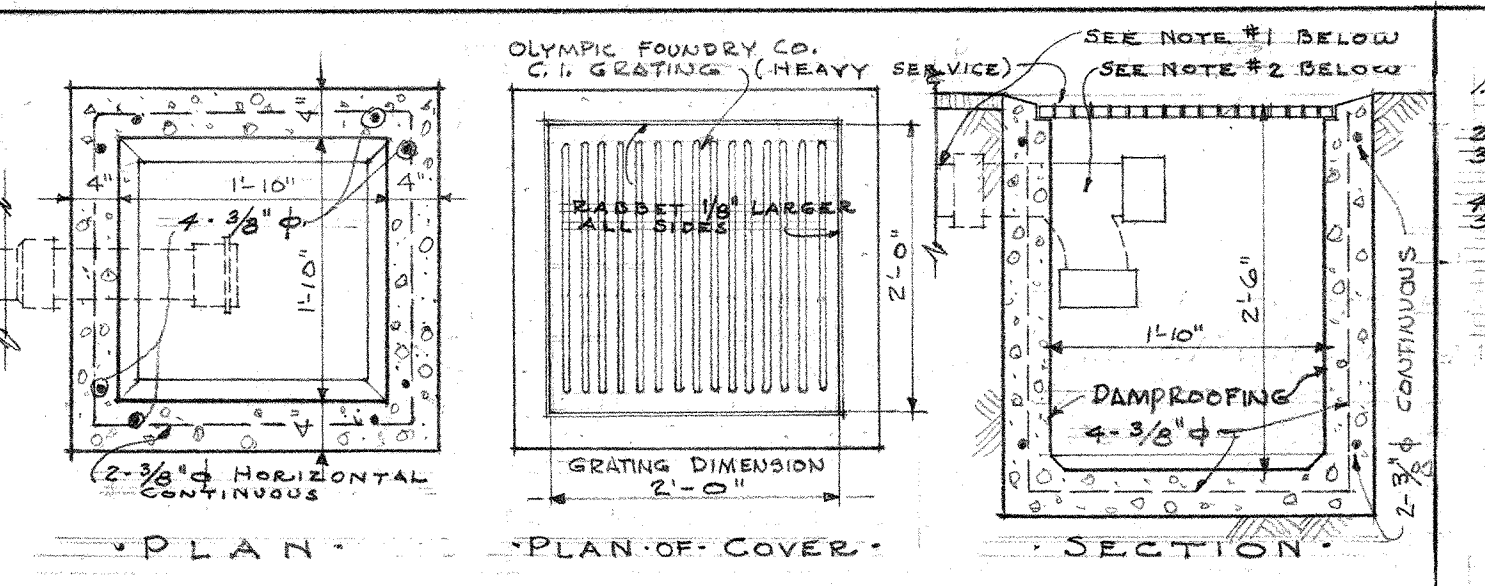
E.C. HUGHES PUBLIC SCHOOL		
WALL SECTIONS		
ENTRANCE DETAILS		
DATE	SEATTLE SCHOOL DISTRICT NO. 1	SHEET NO.
FEB 6 20	F. A. NARAMORE,	8
DRAWN BY	ARCHITECT	
F. B. S. W. J.	810 DEXTER AVENUE	
CHECKED BY	SEATTLE, WASH.	
J. H.		

237-0009



NOTE: B.M. Elevation 420.90
 Spire in pole at N.E.
 corner of 32nd Ave. 50
 & West Kenyon St.

LEGEND	
	Sewer Line
	Water Main
	Property Line
	Fence
	Tile Drain



SEATTLE SCHOOL DIST No. 1
 KING COUNTY WASHINGTON
 ADDITION TO E.C. HUGHES SCHOOL

SURVEY & PLOT PLAN

DATE: 6-24-47
 REVISED: _____
 DRAWN BY: NARAMORE & BRADY
 CHECKED BY: E. R. M.
 APPROVED: _____
 DATE: 6-24-47

SHEET NO. **1**

237-00834

E. R. M. correct dimensions to 16' P.S. on 30" x 36" Cor. 316.
 E. R. M. correct dimensions to 16' P.S. on 30" x 36" Cor. 316.
 E. R. M. correct dimensions to 16' P.S. on 30" x 36" Cor. 316.

Hughes Grade School Survey Sheet 1/1

DOOR HARDWARE LEGEND
 P.B. PANNING BOLT
 J.C. JAMB CASING
 N.C. NUTS
 NO. 1000 LOCK ON INSIDE OF ANY DOOR

LEGEND OF MATERIALS

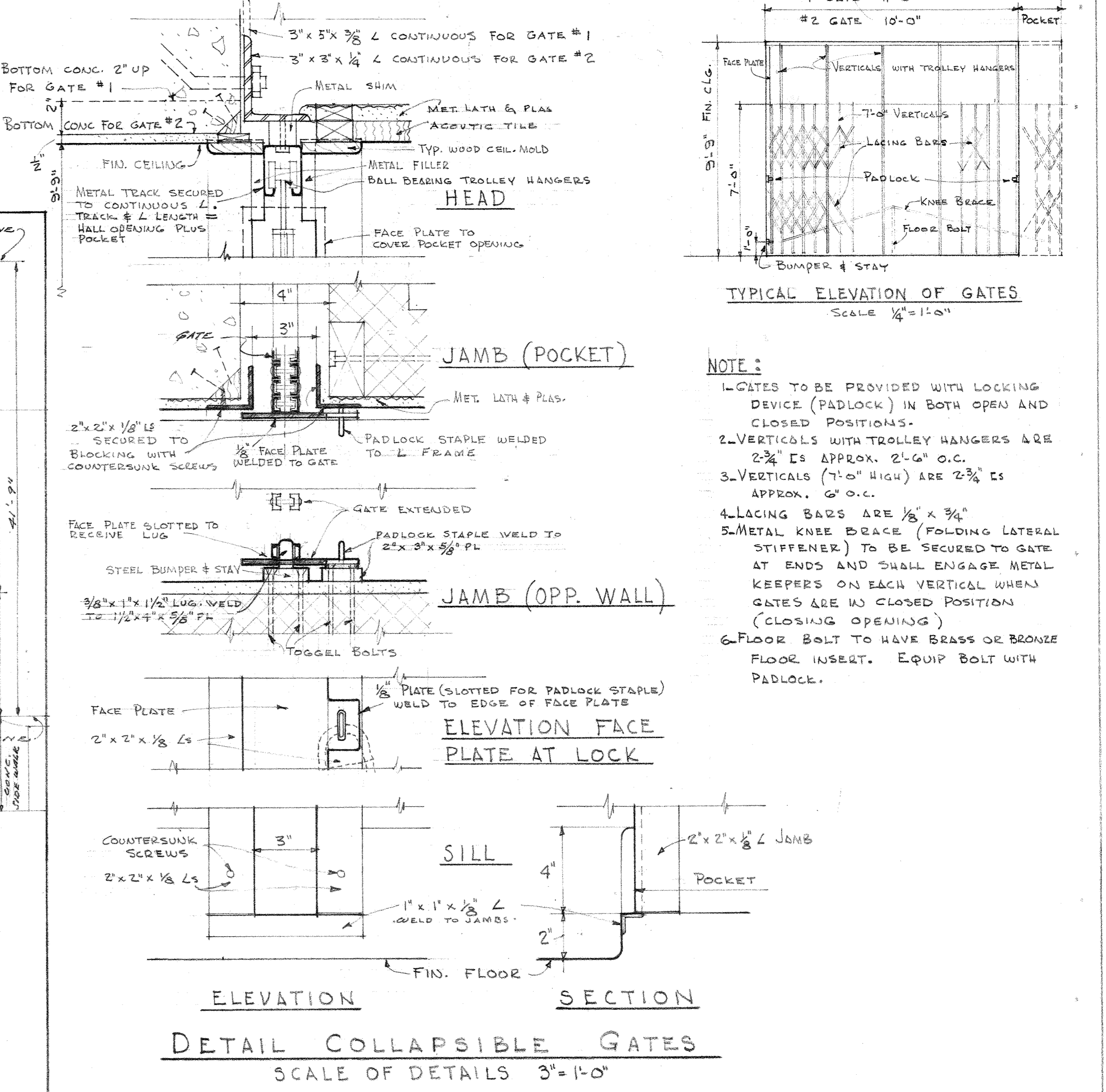
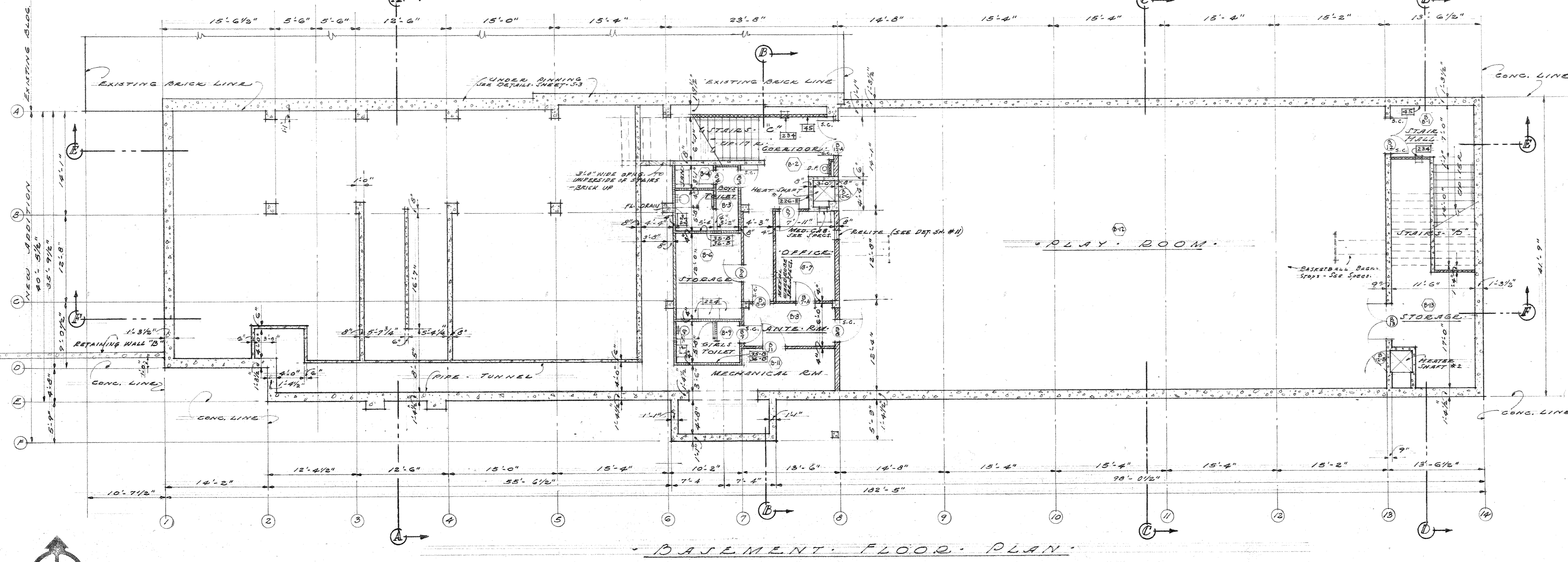
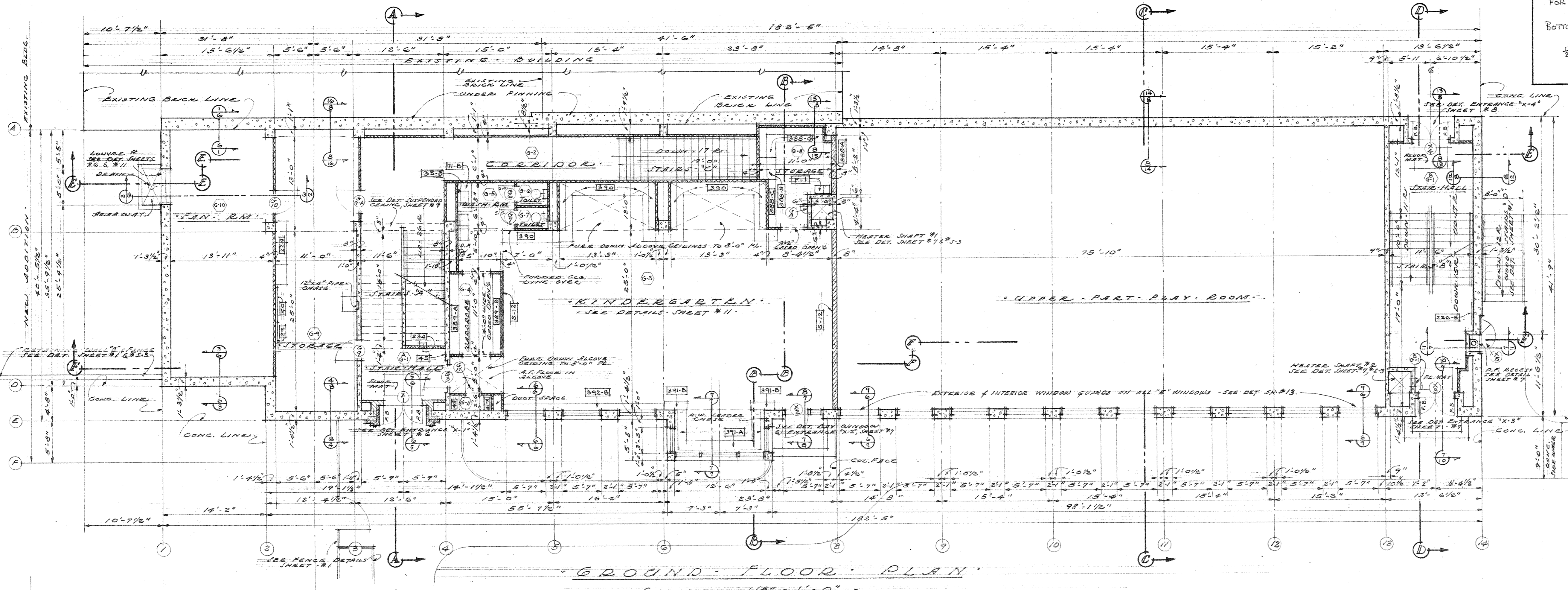
EARTH	[Pattern]
GRAVEL	[Pattern]
CONCRETE	[Pattern]
BRICK	[Pattern]
CEMENT BRICK	[Pattern]
HOLLOW TILE	[Pattern]
GLAZED BLOCK	[Pattern]
TERRA COTTA	[Pattern]
CEMENT, GROUT, MORTAR, OR PLASTER	[Pattern]
METAL	[Pattern]
WOOD	[Pattern]
ACOUSTICAL TILE	[Pattern]
EXIST. WORK TO REMOVE	[Pattern]
EXIST. WORK TO REMAIN	[Pattern]

LEGEND OF ABBREVIATIONS

CON.	CONCRETE
C.B.	CEMENT BRICK
H.T.	HOLLOW TILE
G.B.	GLAZED BLOCK
CEM.	CEMENT
C.P.L.	CEMENT PLASTER
P.L.	PLASTER
T.E.	TERRAZZO
M.C.	MAGNESITE
C.T.	CERAMIC TILE
M.	MAPLE
F.	FIR
W.B.	WOOD BLOCK
A.T.	ASPHALT TILE
L.	LINOLEUM
R.	RUBBER
AC-1	ACOUSTICAL TREATMENT #1
AC-2	ACOUSTICAL TREATMENT #2
S.D.	SLATE BLACK BOARD
B.D.	BULLETIN BOARD
S.V.	STAIN & VERNISH
E.	ENAMEL
P.	PAINT
P.B.	PAINT BAND
S.F.	SPECIAL FINISH (SEE SPEC)
K.	WATER EMULSION PAINT
F.F.	FACTORY FINISH
C.H.	CHROME
D.B.	DOLL BRONZE

SCHEDULE OF ROOM FINISHES

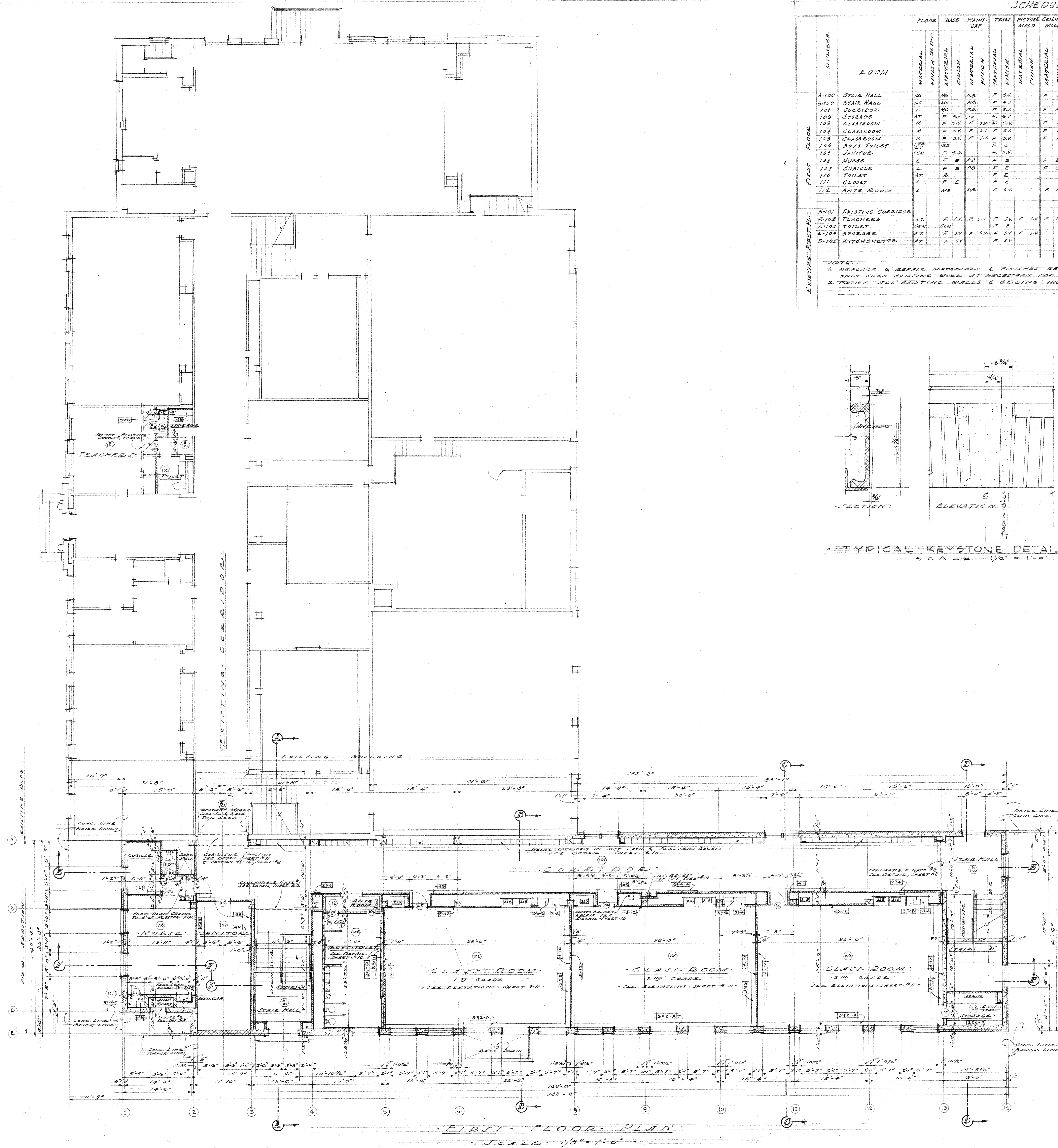
ROOM	FLOOR	BASE	WAINSCOT	TRIM	PICTURE MOLD	CEILING MOLD	SASH	DOORS	BULL. BOARD	WAINSCOT	WALLS	CEILING	BEAMS	SUSPENDED CEILING HEIGHT		REMARKS
														FINISH	FINISH	
10-1 STAIR HALL	AT	MG	MG	MG	F.S.K.	F.P.	F.S.K.	F.S.K.	ALG.B.A.	PL.P.	PL.P.	PL.P.	PL.P.	8'-0"	8'-0"	SEE DET. SHEET #9
10-2 STAIR HALL	MG	MG	MG	MG	F.S.K.	F.P.	F.S.K.	F.S.K.	ALG.B.A.	PL.P.	PL.P.	PL.P.	PL.P.	8'-0"	8'-0"	SEE DET. SHEET #9
10-3 CORRIDOR	AT	MG	MG	MG	F.S.K.	F.P.	F.S.K.	F.S.K.	ALG.B.A.	PL.P.	PL.P.	PL.P.	PL.P.	8'-0"	8'-0"	SEE DET. SHEET #9
10-4 KINDERGARTEN	MG	MG	MG	MG	F.S.K.	F.P.	F.S.K.	F.S.K.	ALG.B.A.	PL.P.	PL.P.	PL.P.	PL.P.	8'-0"	8'-0"	SEE DET. SHEET #10
10-5 WARDROBE	AT	F.S.K.	F.S.K.	F.S.K.	F.S.K.	F.P.	F.S.K.	F.S.K.	ALG.B.A.	PL.P.	PL.P.	PL.P.	PL.P.	8'-0"	8'-0"	SEE DET. SHEET #10
10-6 TOILET	AT	F.S.K.	F.S.K.	F.S.K.	F.S.K.	F.P.	F.S.K.	F.S.K.	ALG.B.A.	PL.P.	PL.P.	PL.P.	PL.P.	8'-0"	8'-0"	SEE DET. SHEET #10
10-7 TOILET	AT	F.S.K.	F.S.K.	F.S.K.	F.S.K.	F.P.	F.S.K.	F.S.K.	ALG.B.A.	PL.P.	PL.P.	PL.P.	PL.P.	8'-0"	8'-0"	SEE DET. SHEET #10
10-8 STORAGE	MG	F.S.K.	F.S.K.	F.S.K.	F.S.K.	F.P.	F.S.K.	F.S.K.	ALG.B.A.	PL.P.	PL.P.	PL.P.	PL.P.	8'-0"	8'-0"	SEE DET. SHEET #10
10-9 STORAGE	MG	F.S.K.	F.S.K.	F.S.K.	F.S.K.	F.P.	F.S.K.	F.S.K.	ALG.B.A.	PL.P.	PL.P.	PL.P.	PL.P.	8'-0"	8'-0"	SEE DET. SHEET #10
10-10 FIN. ROOM	MG	F.S.K.	F.S.K.	F.S.K.	F.S.K.	F.P.	F.S.K.	F.S.K.	ALG.B.A.	PL.P.	PL.P.	PL.P.	PL.P.	8'-0"	8'-0"	SEE DET. SHEET #10
10-11 CLOSET	AT	F.S.K.	F.S.K.	F.S.K.	F.S.K.	F.P.	F.S.K.	F.S.K.	ALG.B.A.	PL.P.	PL.P.	PL.P.	PL.P.	8'-0"	8'-0"	SEE DET. SHEET #10
10-12 STAIR HALL	MG	MG	MG	MG	F.S.K.	F.P.	F.S.K.	F.S.K.	ALG.B.A.	PL.P.	PL.P.	PL.P.	PL.P.	8'-0"	8'-0"	SEE DET. SHEET #9
10-13 CORRIDOR	MG	MG	MG	MG	F.S.K.	F.P.	F.S.K.	F.S.K.	ALG.B.A.	PL.P.	PL.P.	PL.P.	PL.P.	8'-0"	8'-0"	SEE DET. SHEET #9
10-14 BOYS' TOILET	CT	MG	MG	MG	F.S.K.	F.P.	F.S.K.	F.S.K.	ALG.B.A.	PL.P.	PL.P.	PL.P.	PL.P.	8'-0"	8'-0"	SEE DET. SHEET #10
10-15 JANITOR	CEM.	MG	MG	MG	F.S.K.	F.P.	F.S.K.	F.S.K.	ALG.B.A.	PL.P.	PL.P.	PL.P.	PL.P.	8'-0"	8'-0"	SEE DET. SHEET #10
10-16 STORAGE	AT	F.S.K.	F.S.K.	F.S.K.	F.S.K.	F.P.	F.S.K.	F.S.K.	ALG.B.A.	PL.P.	PL.P.	PL.P.	PL.P.	8'-0"	8'-0"	SEE DET. SHEET #10
10-17 OFFICE	AT	F.S.K.	F.S.K.	F.S.K.	F.S.K.	F.P.	F.S.K.	F.S.K.	ALG.B.A.	PL.P.	PL.P.	PL.P.	PL.P.	8'-0"	8'-0"	SEE DET. SHEET #10
10-18 ANTE. ROOM	AT	F.S.K.	F.S.K.	F.S.K.	F.S.K.	F.P.	F.S.K.	F.S.K.	ALG.B.A.	PL.P.	PL.P.	PL.P.	PL.P.	8'-0"	8'-0"	SEE DET. SHEET #10
10-19 GIRLS' TOILET	CT	MG	MG	MG	F.S.K.	F.P.	F.S.K.	F.S.K.	ALG.B.A.	PL.P.	PL.P.	PL.P.	PL.P.	8'-0"	8'-0"	SEE DET. SHEET #10
10-20 MECHANICAL RM. CEM.	MG	MG	MG	MG	F.S.K.	F.P.	F.S.K.	F.S.K.	ALG.B.A.	PL.P.	PL.P.	PL.P.	PL.P.	8'-0"	8'-0"	SEE DET. SHEET #10
10-21 PLAY ROOM	MG	MG	MG	MG	F.S.K.	F.P.	F.S.K.	F.S.K.	ALG.B.A.	PL.P.	PL.P.	PL.P.	PL.P.	8'-0"	8'-0"	SEE DET. SHEET #10
10-22 STORAGE	CEM.	MG	MG	MG	F.S.K.	F.P.	F.S.K.	F.S.K.	ALG.B.A.	PL.P.	PL.P.	PL.P.	PL.P.	8'-0"	8'-0"	SEE DET. SHEET #10



GENERAL NOTES

- CONTRACTOR SHALL VERIFY ALL DIMENSIONS AT SITE.
- EXIST. & NEW FLOOR FINISH TO BE INDICATED WITH THE RESPECTIVE ROOM LINES IN THE EXISTING BUILDING.
- CONTRACTOR SHALL MATCH EXISTING ON CORNER, PARTITION, USE, JOINTING & COUPLING.
- ALL DIMENSIONS SHALL BE TO FACE UNLESS OTHERWISE NOTED.
- ALL DIMENSIONS SHALL BE TO FACE UNLESS OTHERWISE NOTED.
- ALL DIMENSIONS SHALL BE TO FACE UNLESS OTHERWISE NOTED.
- ALL DIMENSIONS SHALL BE TO FACE UNLESS OTHERWISE NOTED.
- ALL DIMENSIONS SHALL BE TO FACE UNLESS OTHERWISE NOTED.
- ALL DIMENSIONS SHALL BE TO FACE UNLESS OTHERWISE NOTED.
- ALL DIMENSIONS SHALL BE TO FACE UNLESS OTHERWISE NOTED.
- ALL DIMENSIONS SHALL BE TO FACE UNLESS OTHERWISE NOTED.
- ALL DIMENSIONS SHALL BE TO FACE UNLESS OTHERWISE NOTED.
- ALL DIMENSIONS SHALL BE TO FACE UNLESS OTHERWISE NOTED.
- ALL DIMENSIONS SHALL BE TO FACE UNLESS OTHERWISE NOTED.
- ALL DIMENSIONS SHALL BE TO FACE UNLESS OTHERWISE NOTED.

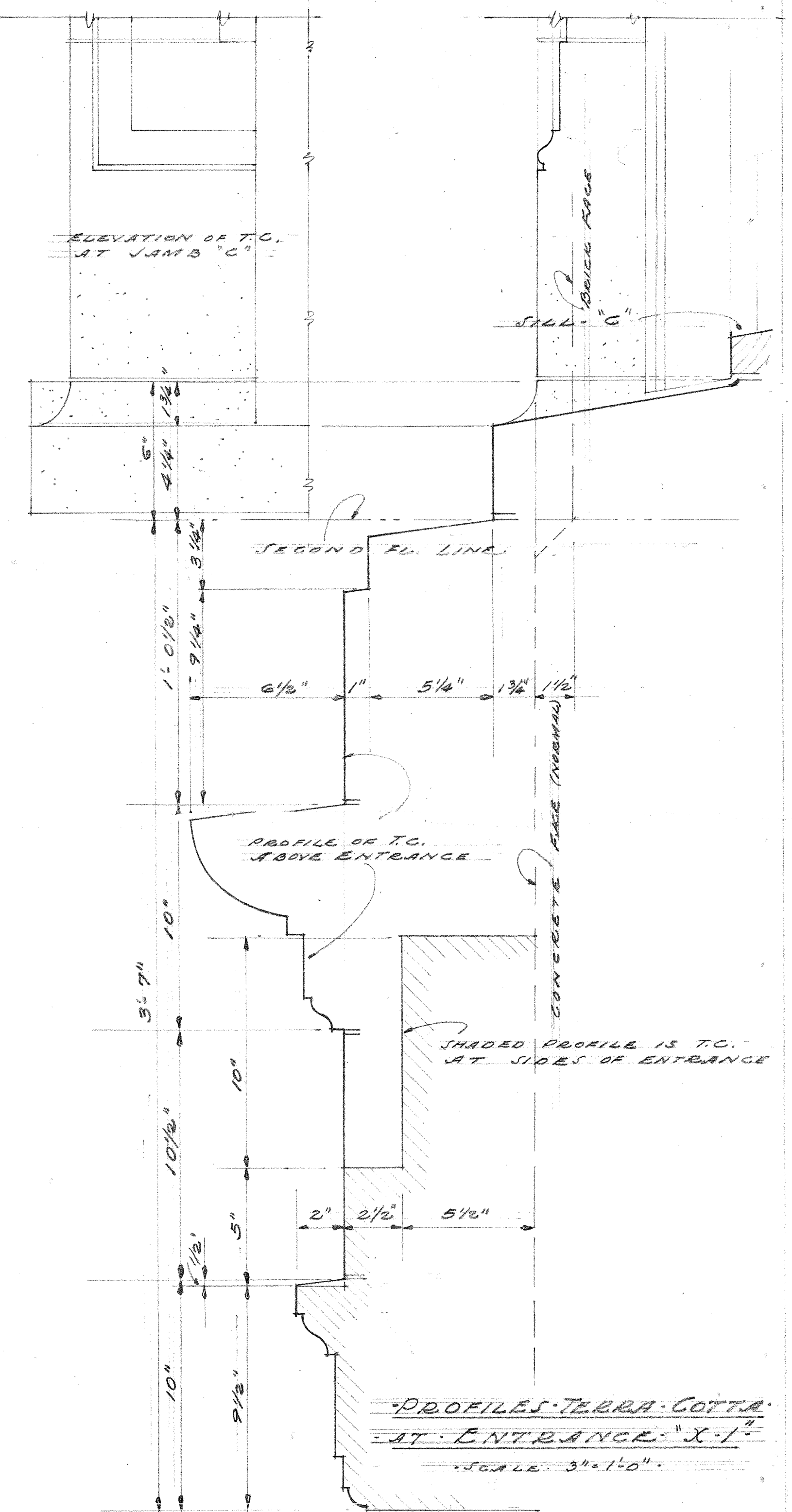
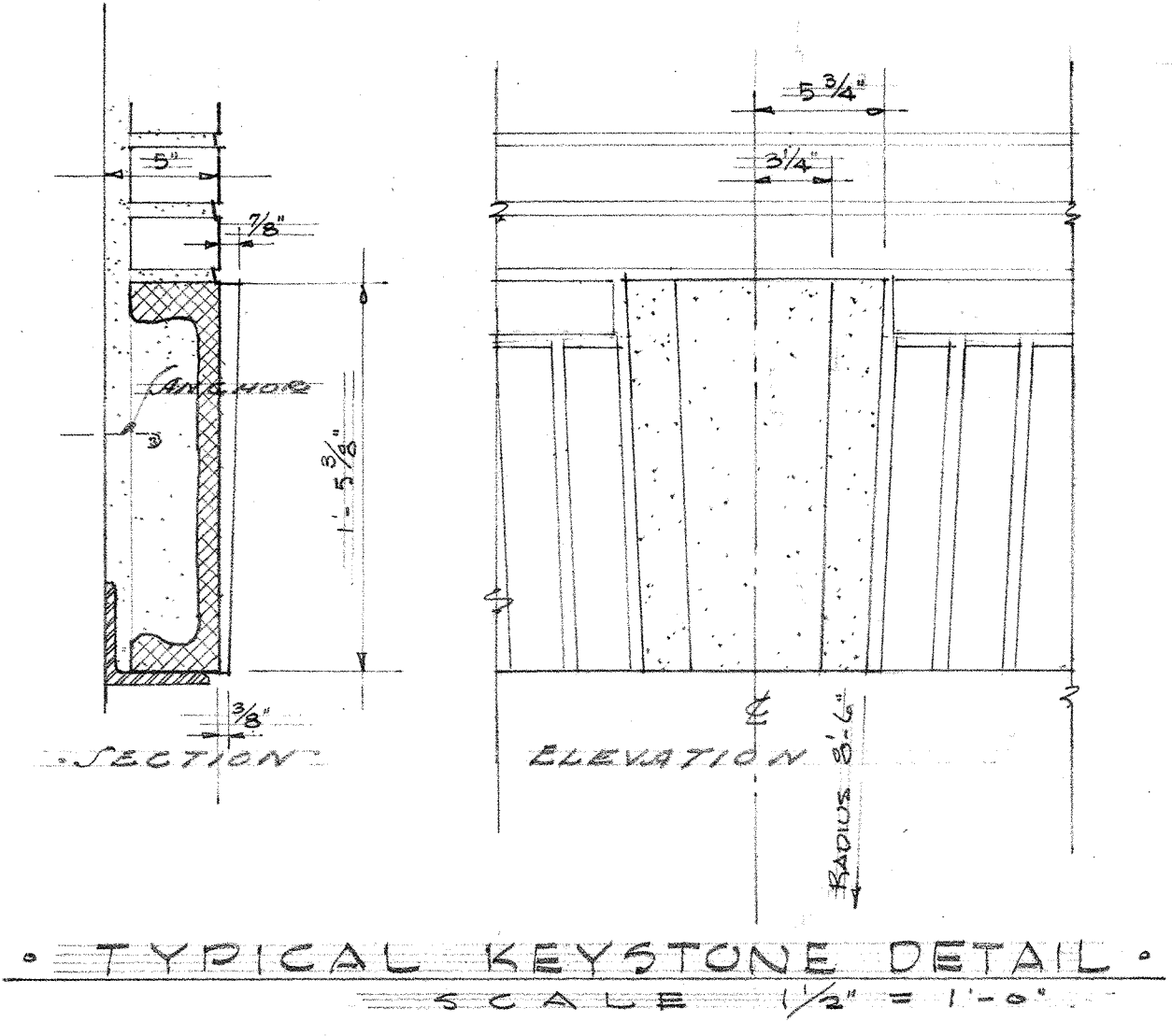
SEATTLE SCHOOL DIST. NO. 1
 KING COUNTY, WASHINGTON
 ADDITION TO E.C. HUGHES SCHOOL
 BASEMENT & GROUND FLOOR PLANS
 DATE: 10-1-41
 DRAWN BY: NARAMORE & BRADY
 CHECKED BY: E.C.M.
 APPROVED BY: [Signature]
 237-0035



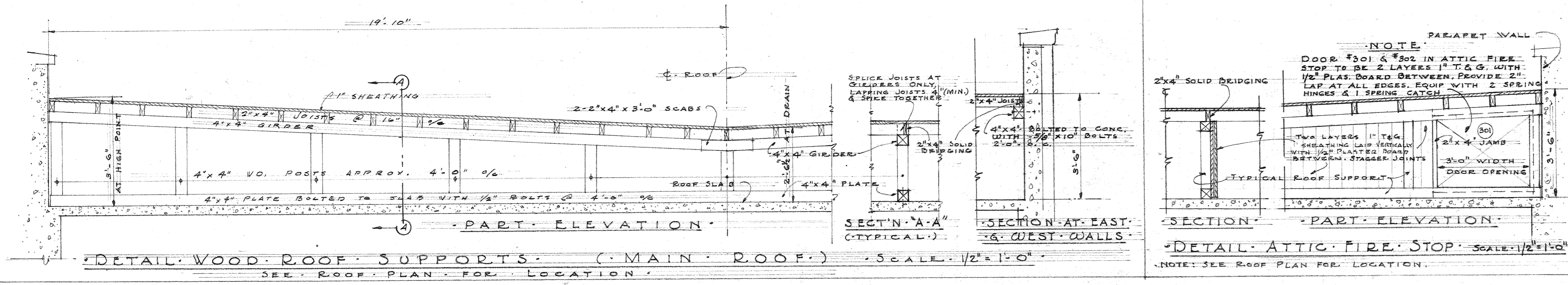
SCHEDULE OF ROOM FINISHES

ROOM NUMBER	FLOOR	BASE		WAINS-CAP		TRIM		PICTURE MOLD		CEILING MOLD		SASH		DOOR		SULLY BOARD		WAINSCOT		HALLS		CEILING		DORMS		REMARKS	
		MATERIAL	FINISH	MATERIAL	FINISH	MATERIAL	FINISH	MATERIAL	FINISH	MATERIAL	FINISH	MATERIAL	FINISH	MATERIAL	FINISH	MATERIAL	FINISH	MATERIAL	FINISH	MATERIAL	FINISH	MATERIAL	FINISH	MATERIAL	FINISH		
100	FIRST FLOOR	NG	MS	AB	AB	F	SV	F	P	F	SV	F	SV	F	SV	AB	PL	PL	PL	PL	PL	PL	PL	PL	PL	0.0	SEE DET. SHEET #9
101	FIRST FLOOR	NG	MS	AB	AB	F	SV	F	P	F	SV	F	SV	F	SV	AB	PL	PL	PL	PL	PL	PL	PL	PL	PL	0.0	SEE DET. SHEET #9
102	FIRST FLOOR	AT	F	SV	AB	F	SV	F	P	F	SV	F	SV	F	SV	AB	PL	PL	PL	PL	PL	PL	PL	PL	PL	0.0	SEE DET. SHEET #9
103	FIRST FLOOR	M	F	SV	AB	F	SV	F	P	F	SV	F	SV	F	SV	AB	PL	PL	PL	PL	PL	PL	PL	PL	PL	0.0	SEE DET. SHEET #9
104	FIRST FLOOR	M	F	SV	AB	F	SV	F	P	F	SV	F	SV	F	SV	AB	PL	PL	PL	PL	PL	PL	PL	PL	PL	0.0	SEE DET. SHEET #9
105	FIRST FLOOR	M	F	SV	AB	F	SV	F	P	F	SV	F	SV	F	SV	AB	PL	PL	PL	PL	PL	PL	PL	PL	PL	0.0	SEE DET. SHEET #9
106	FIRST FLOOR	PER	TER	F	SV	F	SV	F	P	F	SV	F	SV	F	SV	AB	PL	PL	PL	PL	PL	PL	PL	PL	PL	0.0	SEE DET. SHEET #10
107	FIRST FLOOR	PER	TER	F	SV	F	SV	F	P	F	SV	F	SV	F	SV	AB	PL	PL	PL	PL	PL	PL	PL	PL	PL	0.0	SEE DET. SHEET #10
108	FIRST FLOOR	PER	TER	F	SV	F	SV	F	P	F	SV	F	SV	F	SV	AB	PL	PL	PL	PL	PL	PL	PL	PL	PL	0.0	SEE DET. SHEET #10
109	FIRST FLOOR	L	F	SV	AB	F	SV	F	P	F	SV	F	SV	F	SV	AB	PL	PL	PL	PL	PL	PL	PL	PL	PL	0.0	SEE DET. SHEET #10
110	FIRST FLOOR	L	F	SV	AB	F	SV	F	P	F	SV	F	SV	F	SV	AB	PL	PL	PL	PL	PL	PL	PL	PL	PL	0.0	SEE DET. SHEET #10
111	FIRST FLOOR	L	F	SV	AB	F	SV	F	P	F	SV	F	SV	F	SV	AB	PL	PL	PL	PL	PL	PL	PL	PL	PL	0.0	SEE DET. SHEET #10
112	FIRST FLOOR	L	F	SV	AB	F	SV	F	P	F	SV	F	SV	F	SV	AB	PL	PL	PL	PL	PL	PL	PL	PL	PL	0.0	SEE DET. SHEET #10
E-101	EXISTING FIRST FL.	A.T.	F	SV	AB	F	SV	F	P	F	SV	F	SV	F	SV	AB	PL	PL	PL	PL	PL	PL	PL	PL	PL	0.0	SEE NOTE #1 & 2 BELOW
E-102	EXISTING FIRST FL.	GEN	GEN	F	SV	F	SV	F	P	F	SV	F	SV	F	SV	AB	PL	PL	PL	PL	PL	PL	PL	PL	PL	0.0	SEE NOTE #1 & 2 BELOW
E-103	EXISTING FIRST FL.	AT	F	SV	AB	F	SV	F	P	F	SV	F	SV	F	SV	AB	PL	PL	PL	PL	PL	PL	PL	PL	PL	0.0	SEE NOTE #1 & 2 BELOW
E-104	EXISTING FIRST FL.	AT	F	SV	AB	F	SV	F	P	F	SV	F	SV	F	SV	AB	PL	PL	PL	PL	PL	PL	PL	PL	PL	0.0	SEE NOTE #1 & 2 BELOW
E-105	EXISTING FIRST FL.	AT	F	SV	AB	F	SV	F	P	F	SV	F	SV	F	SV	AB	PL	PL	PL	PL	PL	PL	PL	PL	PL	0.0	SEE NOTE #1 & 2 BELOW


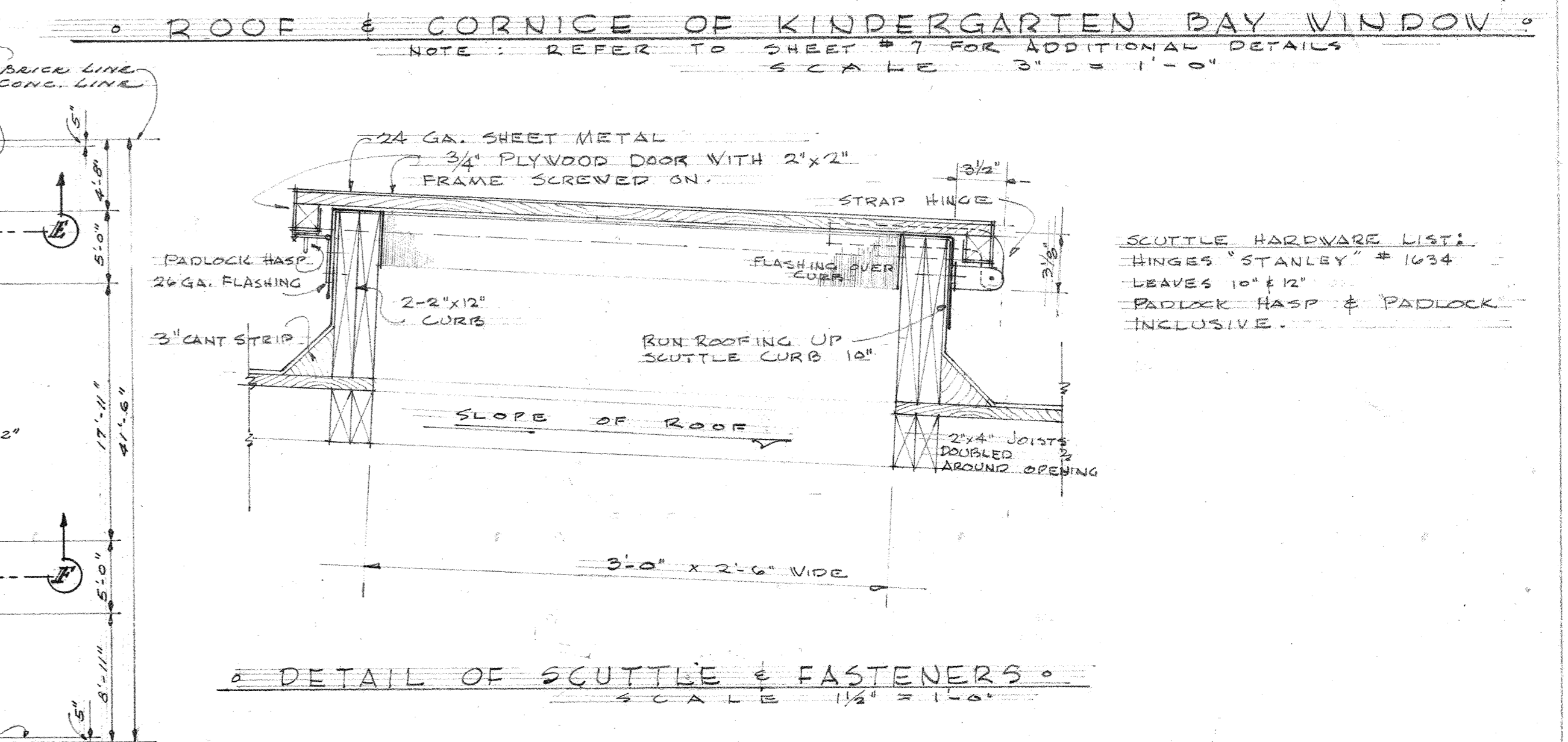
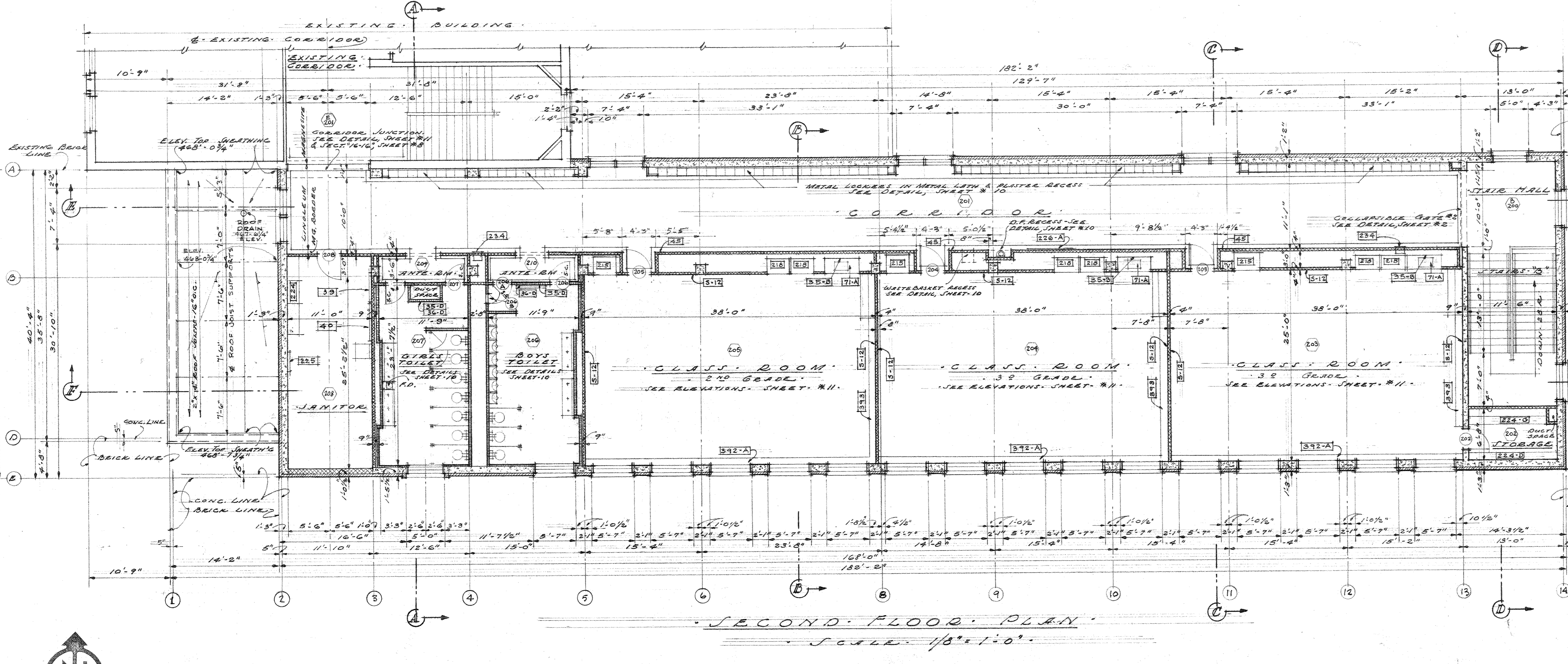
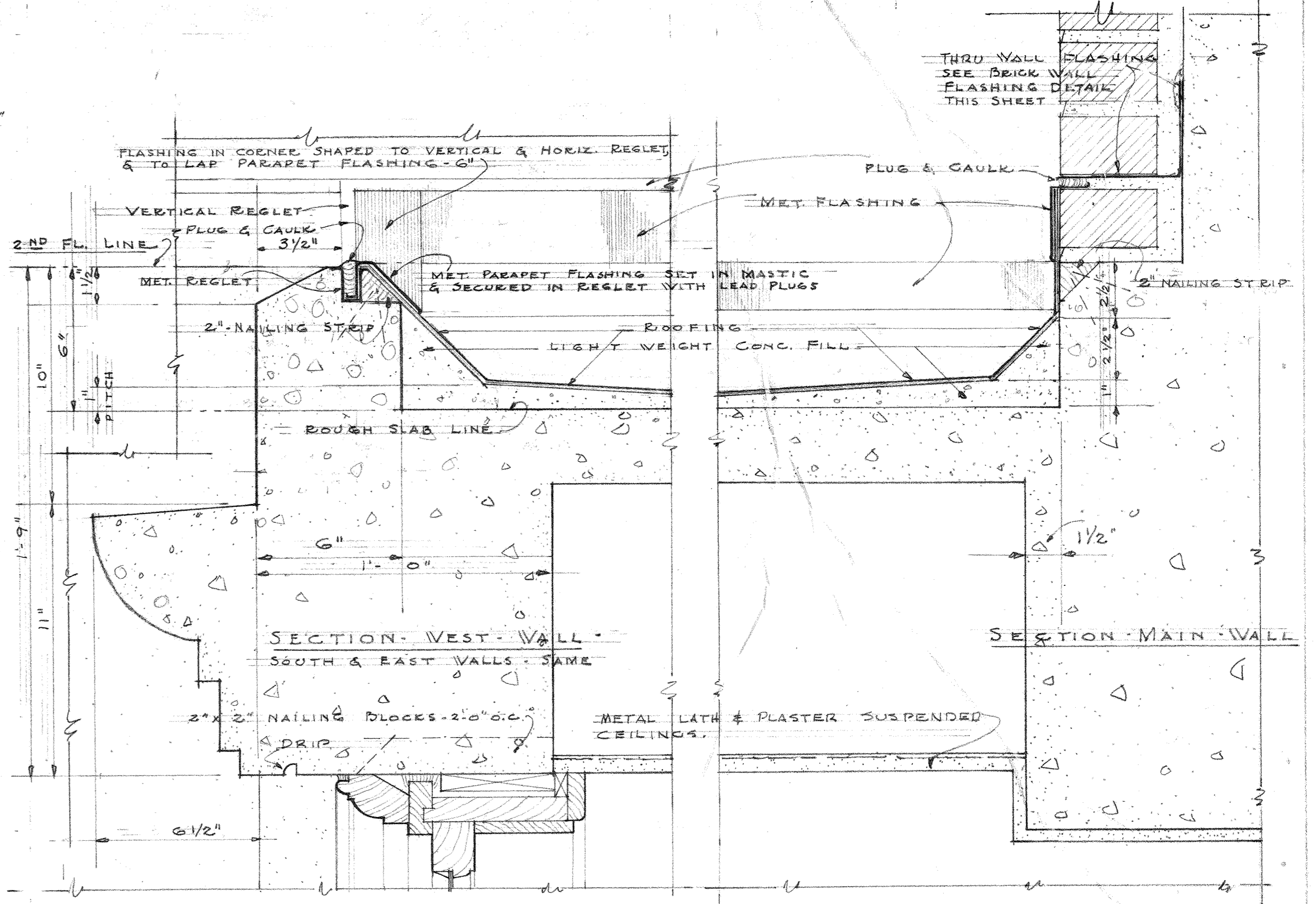
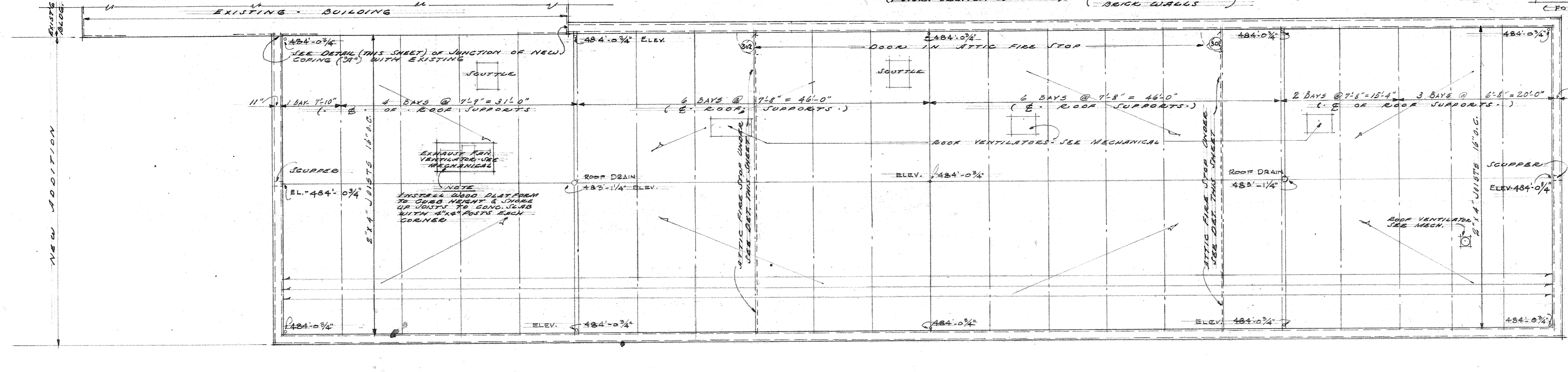
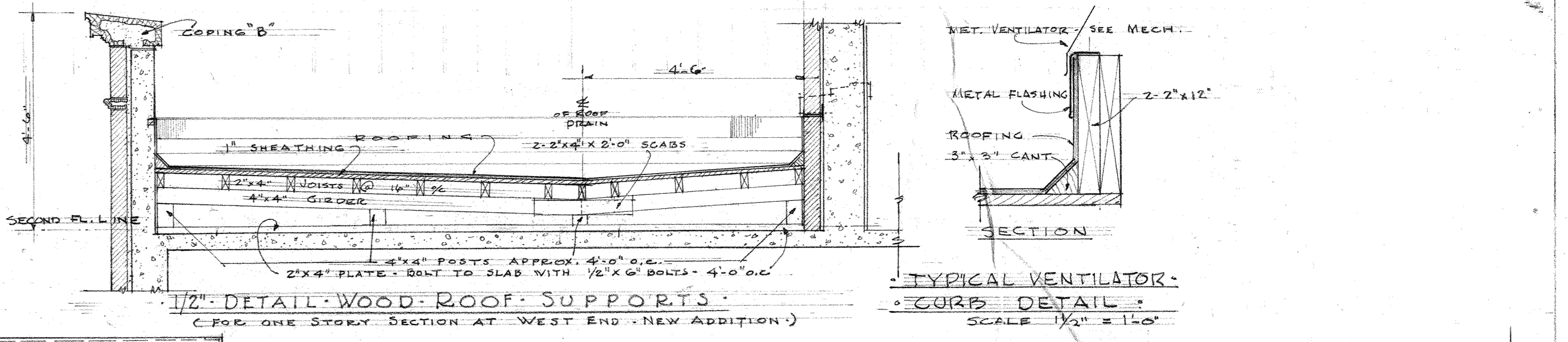
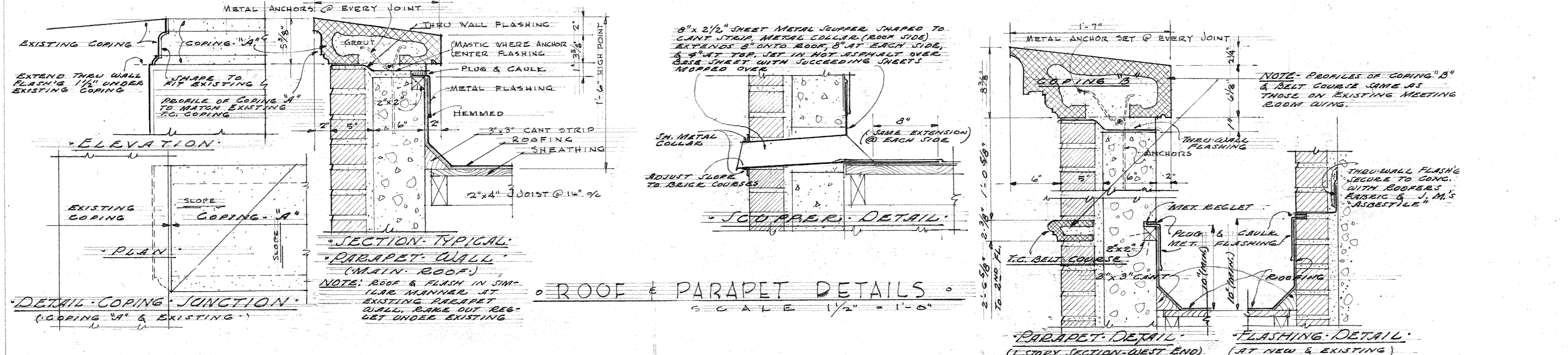
NOTE:
 1. REPLACE & REPAIR MATERIALS & FINISHES REMOVED OR DAMAGED BY OPERATIONS UNDER THIS CONTRACT. REMOVE ONLY SUCH EXISTING WORK AS NECESSARY FOR PROPER INSTALLATION OF NEW WORK. FINISHES TO MATCH EXISTING.
 2. PAINT ALL EXISTING WALLS & CEILING INCLUDING THOSE OF EXISTING STAIR HALLS



SEATTLE SCHOOL DIST. NO. 1
 KING COUNTY, WASHINGTON
 ADDITION TO C.C. HUGHES SCHOOL
 FIRST FLOOR PLAN
 DATE 4-24-41
 DRAWN BY NARAWORE & BRADY
 CHECKED BY NARAWORE & BRADY
 APPROVED BY NARAWORE & BRADY
 SHEET NO. 3
 REGISTERED ARCHITECTS
 NARAWORE & BRADY
 SEATTLE
 STATE OF WASHINGTON
 237-00 36
 B.C. Hughes, Narawore & Brady

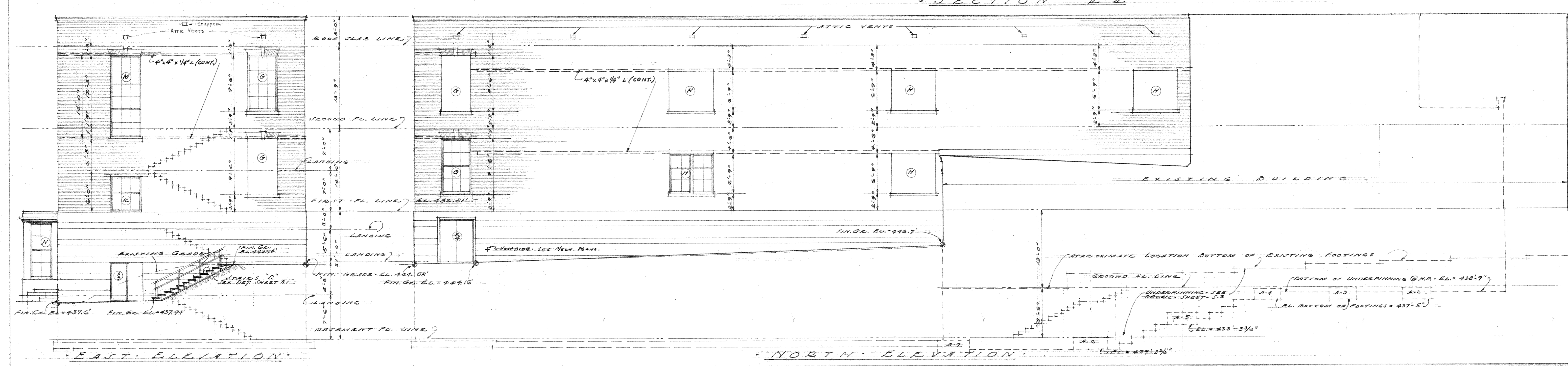
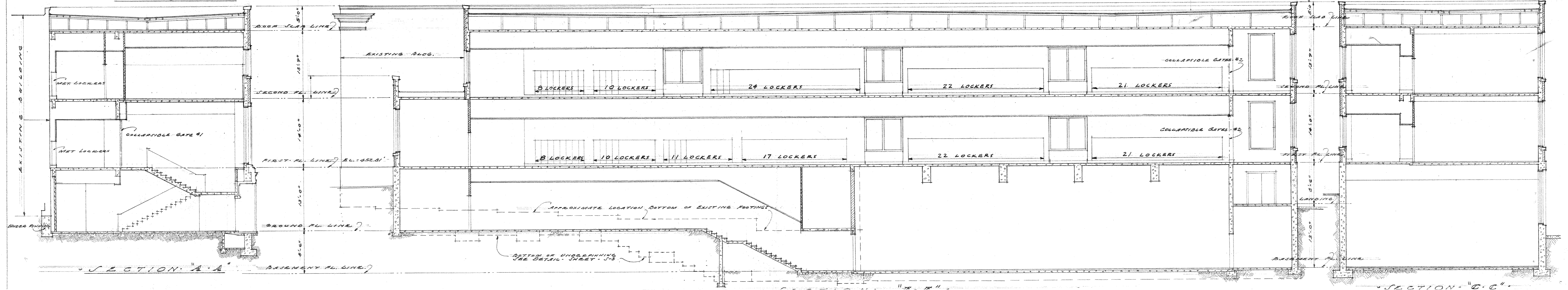
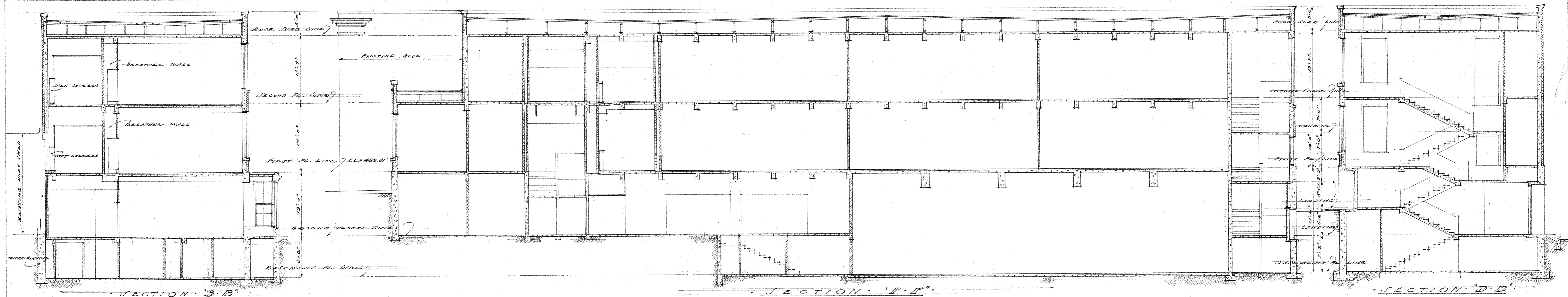


NUMBER	FLOOR	SCHEDULE OF ROOM FINISHES												REMARKS
		MATERIAL FINISH IN SPEC.	BASE	WAINSCOT	TRIM	PICTURE MOLD	ORING MOLD	SASH	DOOR	BASEBOARD	WAINSCOT	WALLS	CEILING	
200	STAIR HALL	NG	NG	PA	F S.V.	F S.V.	F S.V.	F S.V.	PL	PL	ACI/FF	ACI/FF	0.0	SEE DET. SHEET #9
201	CORRIDOR	L	NG	AB	F S.V.	F S.V.	F S.V.	F S.V.	8.0/FR	PL	ACI/FF	ACI/FF	9.9	NOT TOP OF LOCKER TRIM
202	STORAGE	4T	F S.V.	F S.V.	F S.V.	F S.V.	F S.V.	F S.V.	PL	PL	PL	PL	0.0	
203	CLASSROOM	M	F S.V.	F S.V.	F S.V.	F S.V.	F S.V.	F S.V.	9.0/SP	PL	ACI/FF	CON P	0.0	
204	CLASSROOM	M	F S.V.	F S.V.	F S.V.	F S.V.	F S.V.	F S.V.	9.0/SP	PL	ACI/FF	CON P	0.0	
205	CLASSROOM	M	F S.V.	F S.V.	F S.V.	F S.V.	F S.V.	F S.V.	9.0/SP	PL	ACI/FF	CON P	0.0	
206	BOYS TOILET	TE	TE	F E	F E	F E	F E	F E	G.S.	PL	PL	PL	12.28	ON SEE DET. SHEET #10
207	GIRLS TOILET	TE	TE	F E	F E	F E	F E	F E	G.S.	PL	PL	PL	10.4	ON SEE DET. SHEET #10
208	JANITOR	CEM	F S.V.	F S.V.	F S.V.	F S.V.	F S.V.	F S.V.	PL	PL	ACI/FF	CON K	0.0	
209	ANTE ROOM	L	MS	AB	F S.V.	F S.V.	F S.V.	F S.V.	PL	PL	ACI/FF	CON K	9.9	0.0
210	ANTE ROOM	L	MS	AB	F S.V.	F S.V.	F S.V.	F S.V.	PL	PL	ACI/FF	CON K	9.9	0.0




SEATTLE SCHOOL DIST. NO. 1
KING COUNTY, WASHINGTON
ADDITION TO B.C. HUGHES SCHOOL
SECOND FLOOR & ROOF PLANS

DATE: 6-26-47
REVISION: 4
DRAWN BY: J.O.C.
CHECKED BY: J.S.M.
APPROVED: [Signature]
DATE: 12-22-57


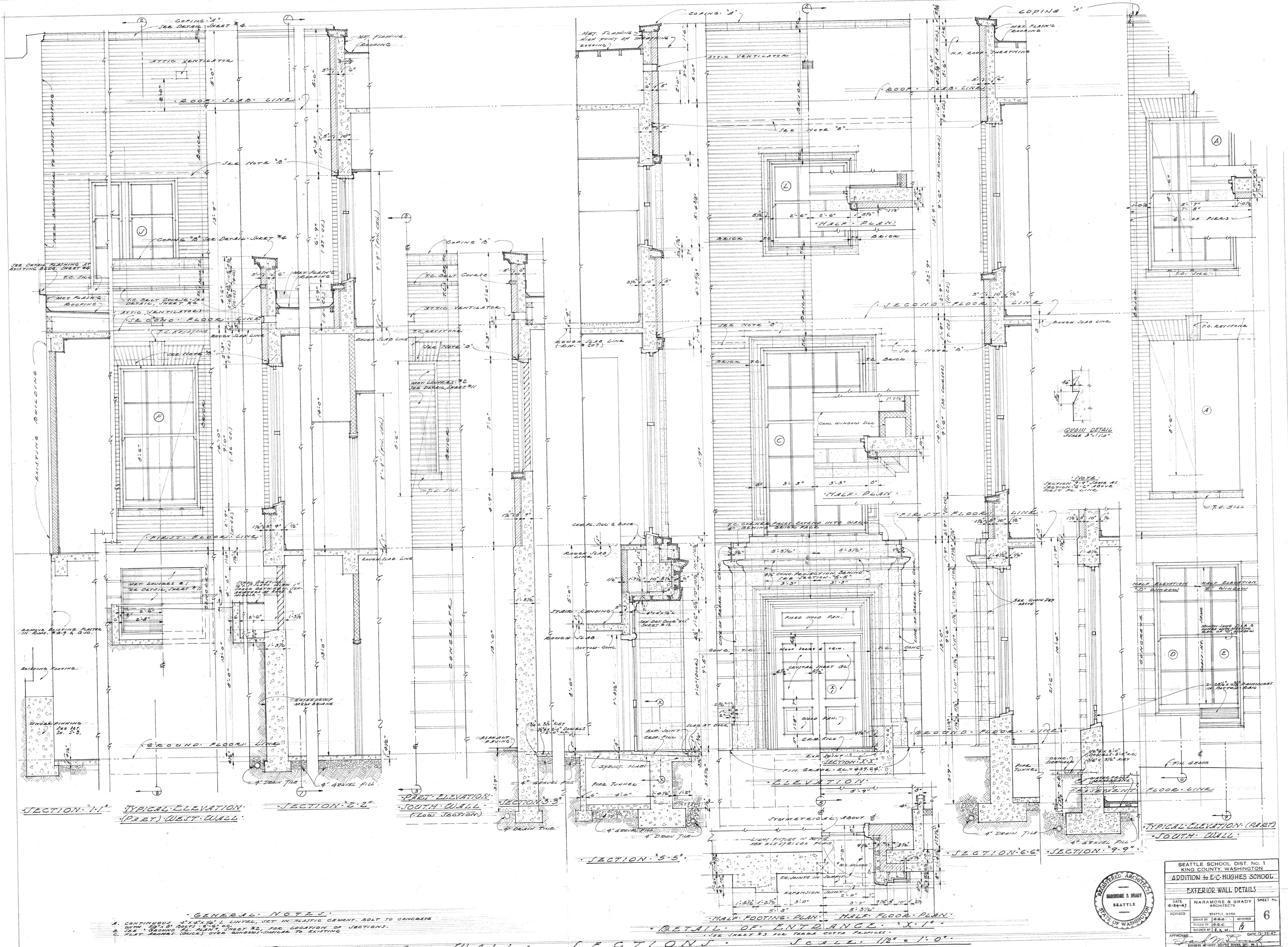


WINDOW SCHEDULE				
TYPE	TYPE	MASONRY FINISHES	GLASS	REMARKS
A	D.H.	5'-7" x 9'-6"	2 1/4" CLEAR	
B	D.H.	5'-7" x 9'-6"	2 1/4" OBTUSC	
C	D.H.	6'-0" x 11'-9"	2 1/4" CLEAR	C.I. SASH HEIGHTS
D	D.H.	5'-9" x 9'-6"	2 1/4" CLEAR	
E	FIXED	3'-9" x 10'-6"	2 1/4" STAINED	FOR INT. WINDOW GUARD
F	D.H.	5'-0" x 9'-0"	1 3/4" CLEAR	
G	D.H.	5'-0" x 9'-0"	1 3/4" CLEAR	
H	D.H.	7'-2" x 6'-9"	1 3/4" CLEAR	
J	D.H.	7'-2" x 6'-9"	1 3/4" CLEAR	
K	D.H.	5'-0" x 6'-0"	1 3/4" CLEAR	
L	D.H.	5'-0" x 5'-4 1/2"	1 3/4" OBTUSC	
M	TRIPLE HUNG	3'-0" x 14'-0"	1 3/4" CLEAR	
N	FIXED	3'-8" x 9'-6"	1 3/4" CLEAR	FIXED SASH
O	FIXED	18'-6" x 9'-6"	1 3/4" CLEAR	SEE SASH WIDTH AS IN
P	FIXED	5'-7" x 2'-10"	1 3/4" CLEAR	

NOTE:
 1. SCALE OF ELEVATIONS & SECTIONS: 1/8" = 1'-0"
 2. SECTIONS ARE SUPERIMPOSED & ARE TO BE USED FOR GENERAL GUIDANCE. INTERIOR DOORS, OPENINGS, FINISHES & FINISHES ARE NOT SHOWN.



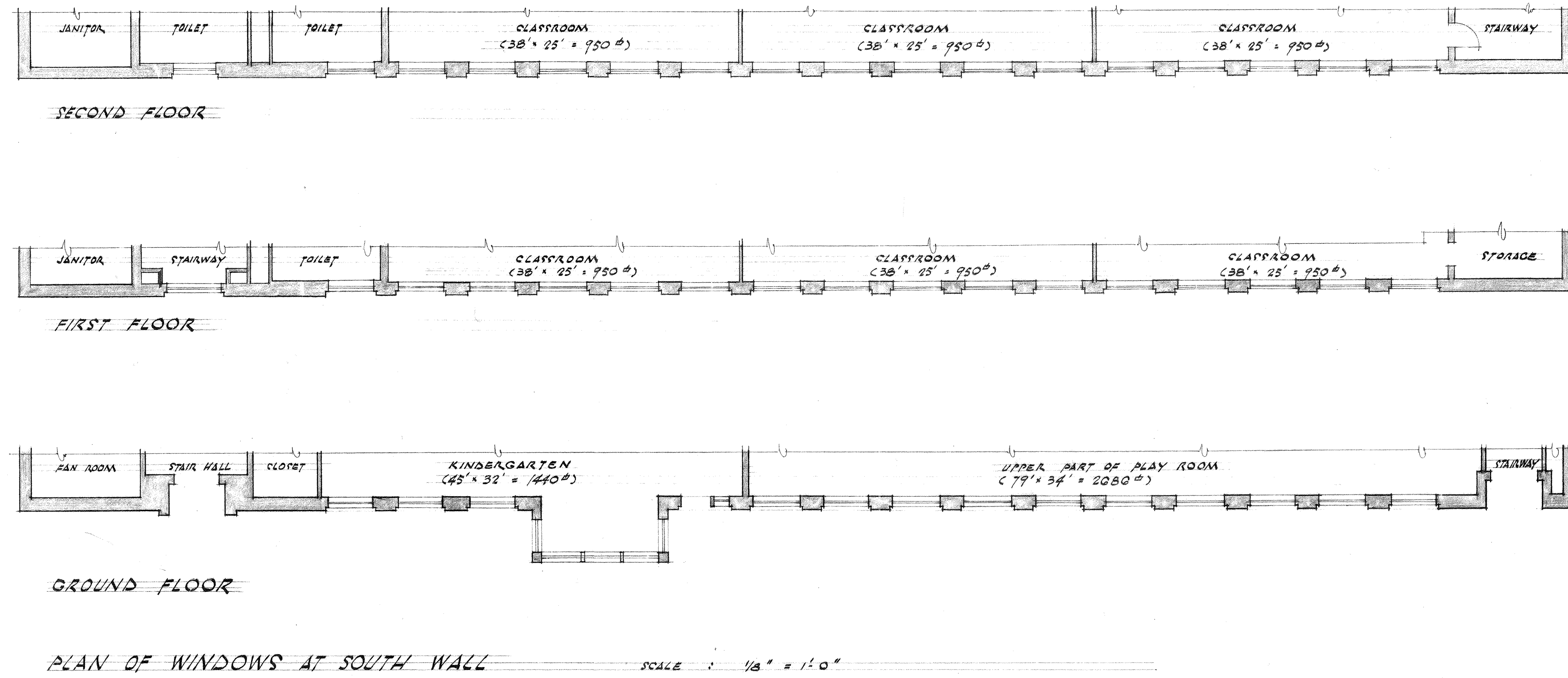
SEATTLE SCHOOL DIST. NO. 1
 KING COUNTY, WASHINGTON
ADDITION TO G.C. HUGHES SCHOOL
 ELEVATION & SECTIONS
 DATE: 6-24-42
 ARCHITECTS: NARAMORE & BRADY
 SHEET NO. 5
 APPROVED: [Signature]
 DATE: 12-23-42



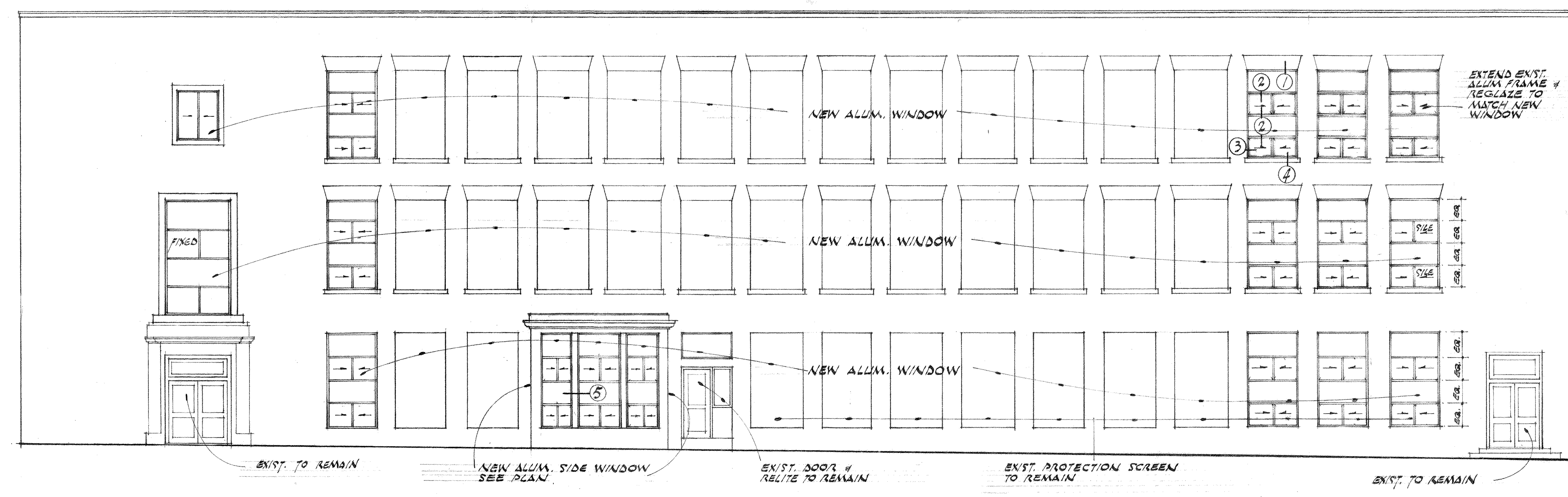
SEATTLE SCHOOL DIST. NO. 1 KING COUNTY, WASHINGTON	
ADDITION TO E.C. HUGHES SCHOOL	
EXTERIOR WALL DETAILS	
DATE: 6-24-47	REVISION: 6
DESIGNED BY: G.C.C.	DRAWN BY: G.C.C.
CHECKED BY: E.L.M.	APPROVED BY: [Signature]
DATE: 12-22-47	

237-00-39

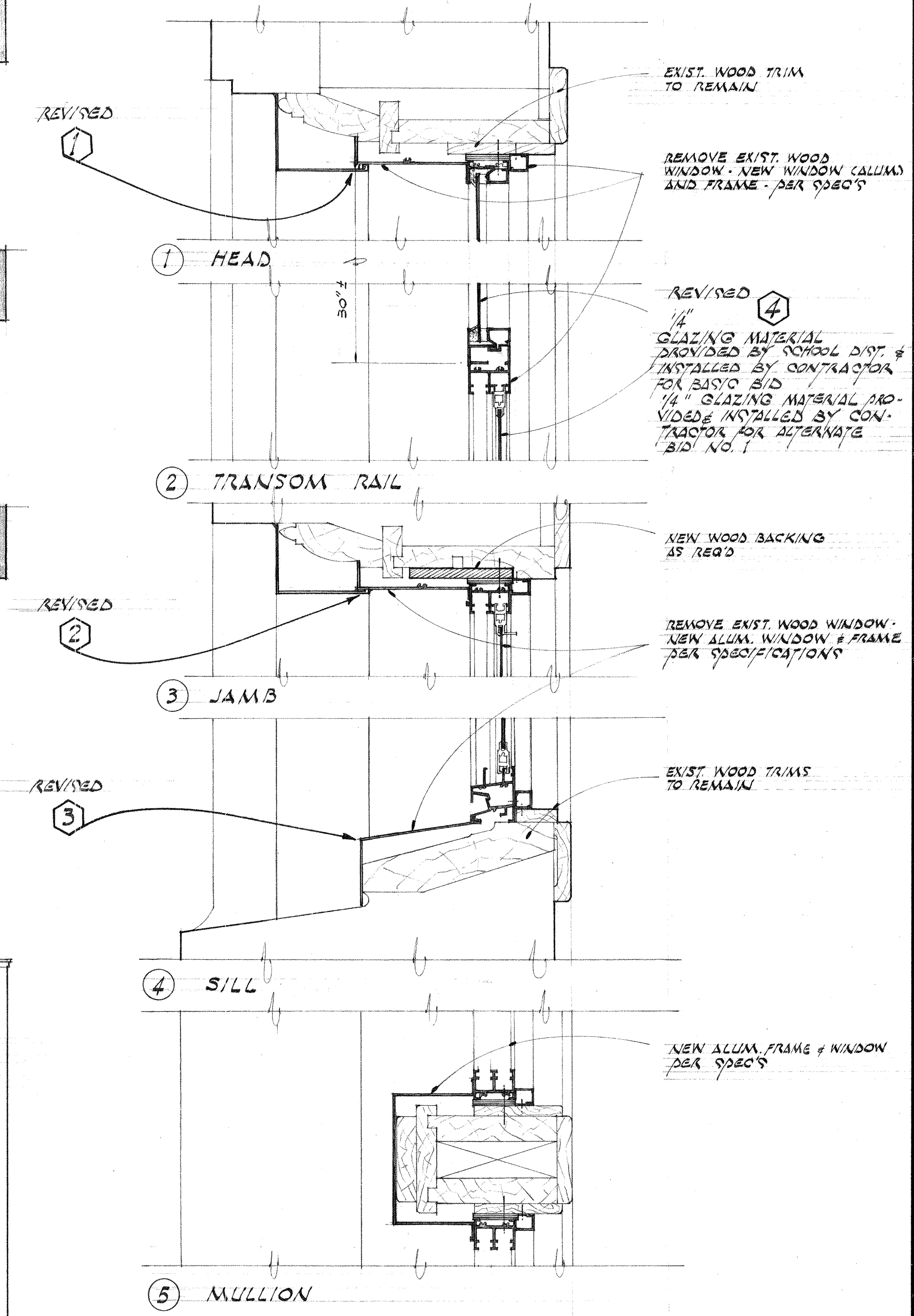
Exterior Details E.C. Hughes



PLAN OF WINDOWS AT SOUTH WALL SCALE: 1/8" = 1'-0"



SOUTH EXTERIOR ELEVATION SCALE: 1/8" = 1'-0"

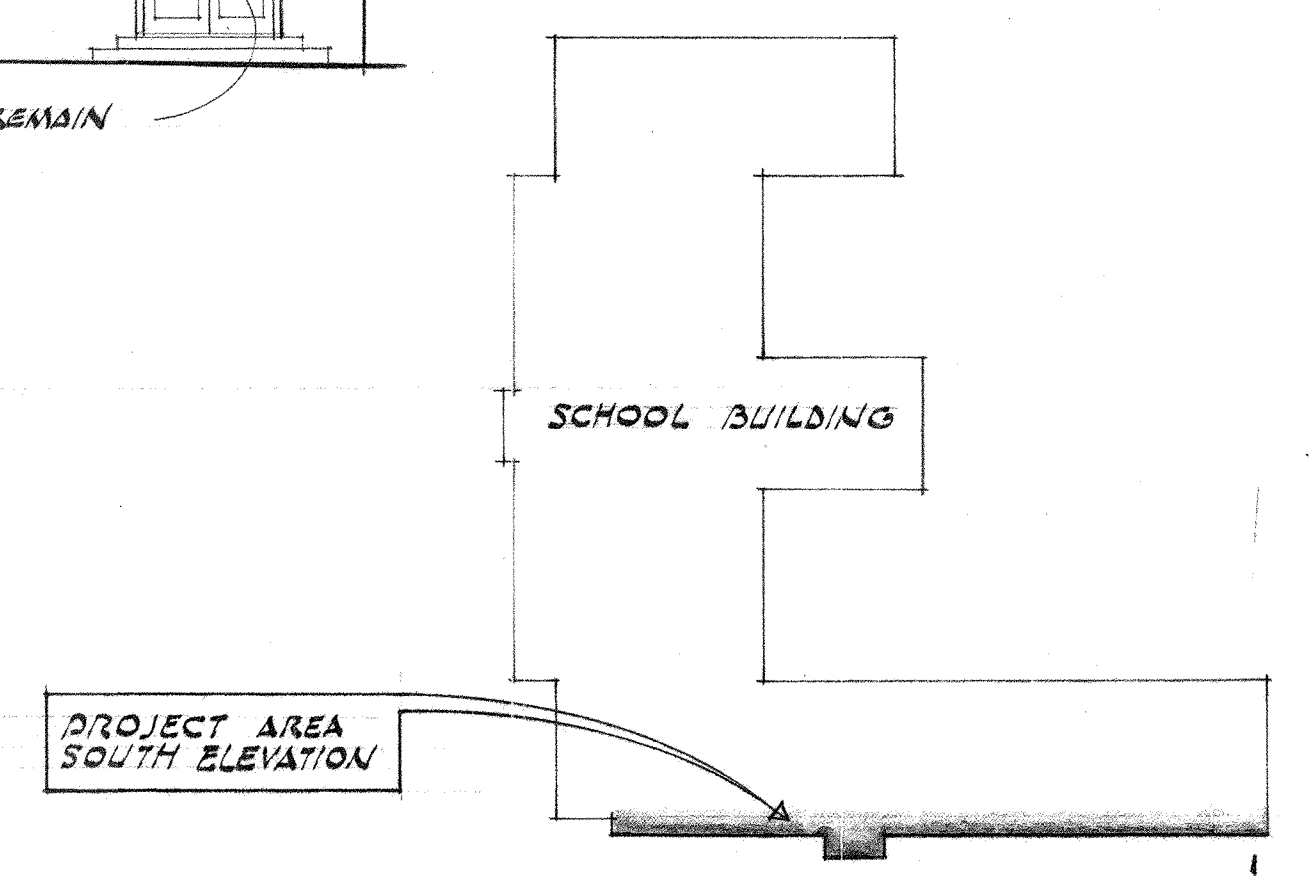


WINDOW DETAIL SCALE: 3/8" = 1'-0"

GENERAL NOTES:

1. CONTRACTOR SHALL VERIFY ALL DIMENSIONS AND CONDITIONS PRIOR TO START OF PROJECT.
2. NO STRUCTURAL ALTERATION UNDER THIS PERMIT.
3. CONTRACTOR SHALL PATCH AND REFINISH ALL DAMAGED SURFACE CAUSED BY THE EXECUTION OF THIS CONTRACT TO THE APPROVAL OF THE OWNER.
4. ALL WORK SHALL COMPLY WITH APPLICABLE CODES AND ORDINANCES.
5. ALL EXIST. PROTECTIVE SCREEN ON GROUND FLOOR SHALL BE REQUIRD IN PLACE AFTER WINDOW INSTALLATION.
6. 1/4" GLAZING MATERIAL PROVIDED BY SCHOOL DIST. AND INSTALLED BY CONTRACTOR FOR BASIC BID. 1/4" GLAZING MATERIAL PROVIDED & INSTALLED BY CONTR. FOR ALTERNATE BID NO. 1
7. ALUM. FINISH SHALL BE 202-AL ANODIZING.

REVISED 4
REVISED 5



LOCATION PLAN

REVISED	5/29/73	REVISED #1 - #5	W.L.
E.C. HUGHES ELEMENTARY SCHOOL 7740 34TH AVENUE S.W.			
NEW ALUM. WINDOW AND SASH @ SOUTH ELEVATION WINDOWS			
DATE	3/19/73	SEATTLE SCHOOL DISTRICT No.1	SHEET
DRAWN BY	W.A.L.	MAINTENANCE & OPERATIONS	1/1
CHECKED BY		WALTER E. LARSEN, DIRECTOR	
		810 DEXTER AVENUE NORTH	
		SEATTLE, WASHINGTON	