

JUL - SEPT 2019 OLS DATA REPORT

**Paid Sick &
Safe Time
(PSST)**



**Fair Chance
Employment
(FCE)**



**Wage Theft
(WT)**



**Minimum Wage
(MW)**



**Secure Scheduling
(SS)**



**Hotel Employees
Health & Safety
(HEHS)**



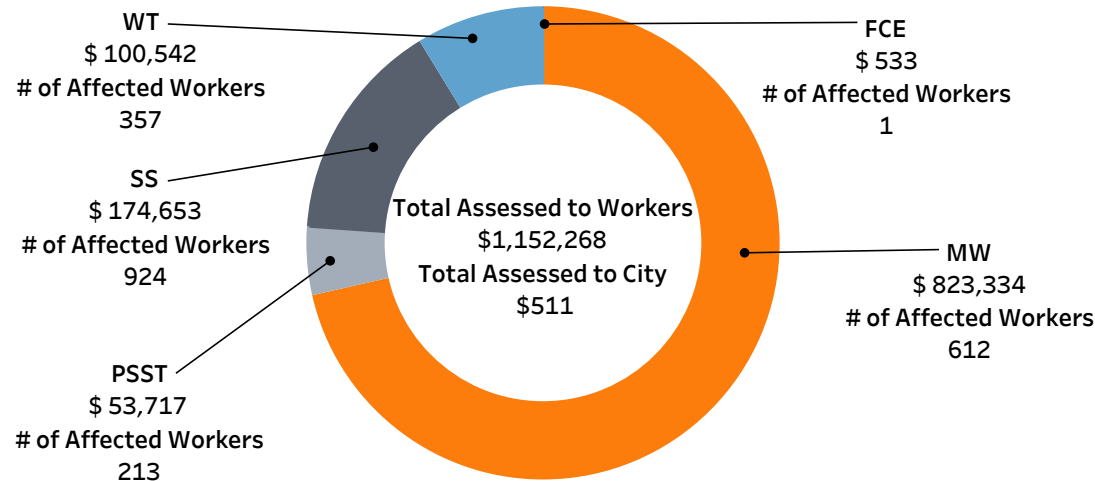
**Domestic Workers
(DW)**



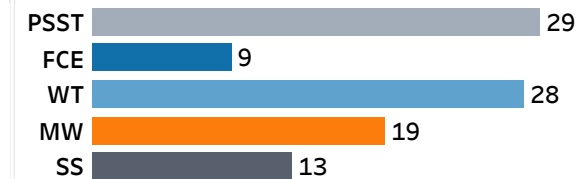
**Commuter
Benefits
(CB)**



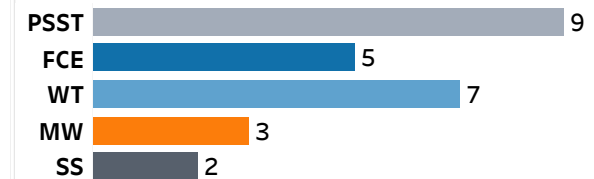
Total Financial Remedies Assessed: \$1,152,779



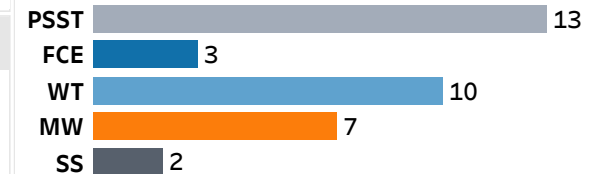
As of 9/30/19, Number of Open Investigations: 98



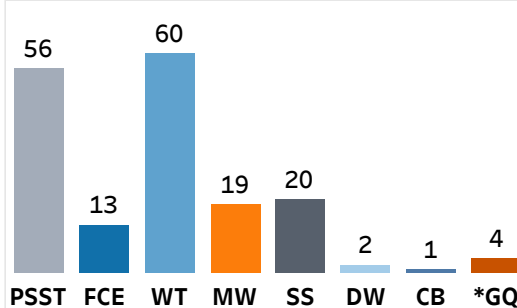
Number of Filed Investigations: 27



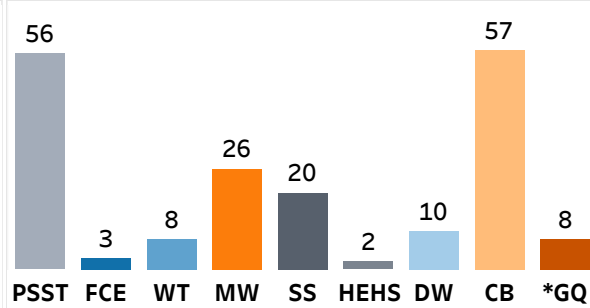
Number of Resolved Investigations: 35



Number of Worker Inquiries: 175



Number of Employer Inquiries: 190



Resolution Type

Settlement	24
Dismissal/No Viol	10
Determination of Viol	1

Training

13

* GQ: General Questions

NOTE: Report may be subject to revision based on subsequent updates or corrections to data.