

JAN - MARCH 2020 OLS DATA REPORT

Paid Sick & Safe Time (PSST)



Fair Chance Employment (FCE)



Wage Theft (WT)



Minimum Wage (MW)



Secure Scheduling (SS)



Hotel Employee Protections (HEP)



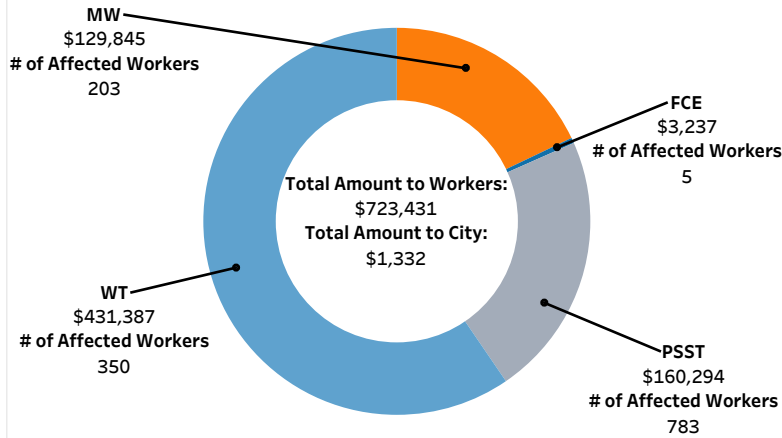
Domestic Workers (DW)



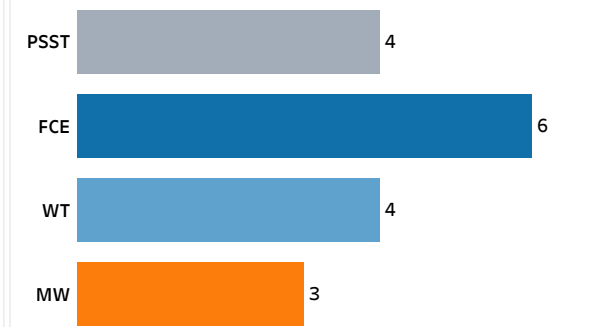
Commuter Benefits (CB)



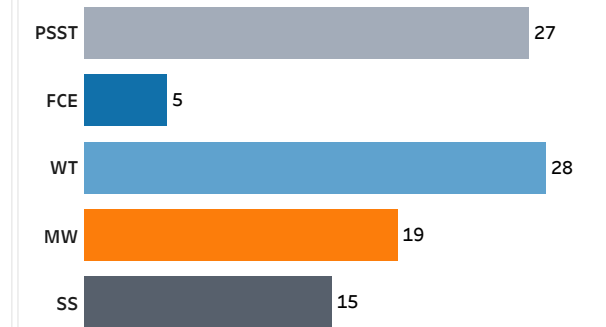
Total Financial Remedies Assessed: \$724,763



Number of Resolved Investigations: 17



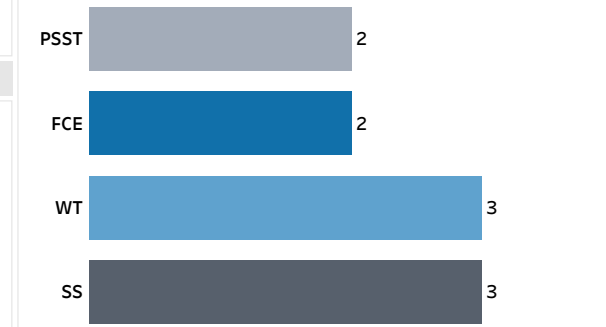
As of 03/31/2020, Number of Open Investigations: 94



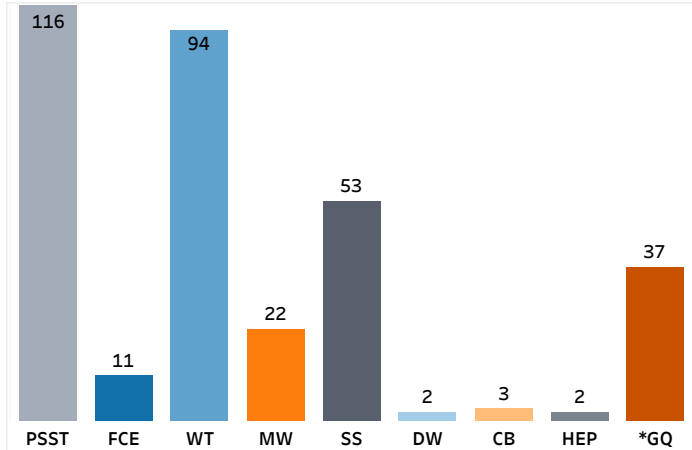
Resolution Type	Count
Settlement	17

Trainings	Count
Trainings	21

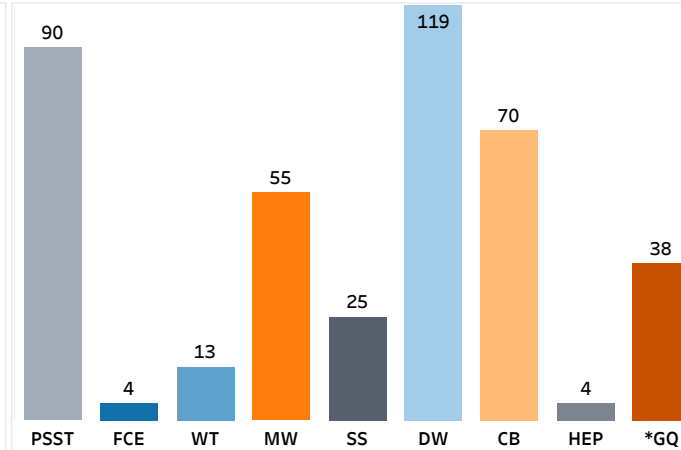
Number of Filed Investigations: 10



Number of Worker Inquiries: 340



Number of Employer Inquiries: 418



****Directed Investigations**

As of 3/31/2020 Open Investigations	Filed Investigations	Resolved Investigations
9	3	0

*GQ: General Questions

**The data reported in the Directed Investigations section is a subset of the total numbers reported for open, filed, and resolved investigations this quarter.

NOTE: Report may be subject to revision based on future updates or corrections to data.