



JAN - MAR 2018 OLS DATA REPORT

Paid Sick &
Safe Time
(PSST)



Fair Chance Employment
(FCE)



Wage Theft
(WT)



Minimum Wage
(MW)



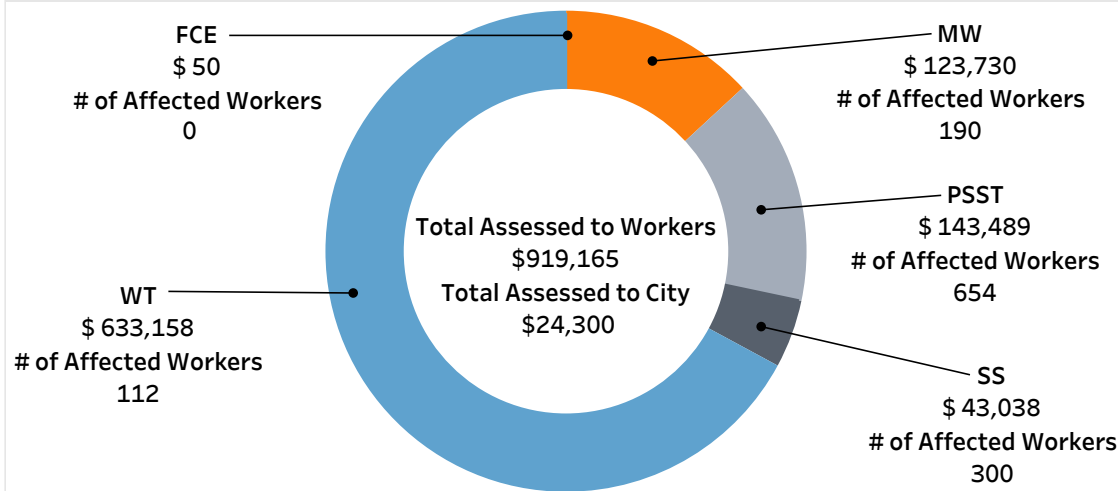
Secure Scheduling
(SS)



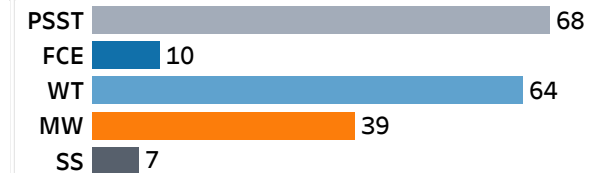
Hotel Employees
Health & Safety
(HEHS)



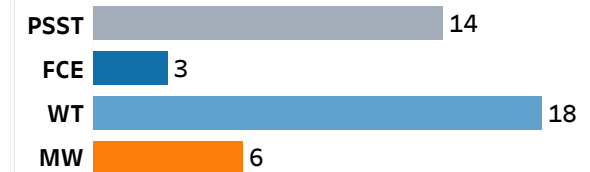
Total Financial Remedies Assessed: \$943,465



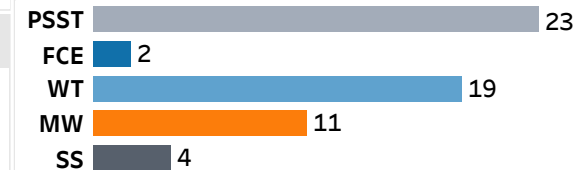
As of 3/30/18, Number of Open Investigations: 188



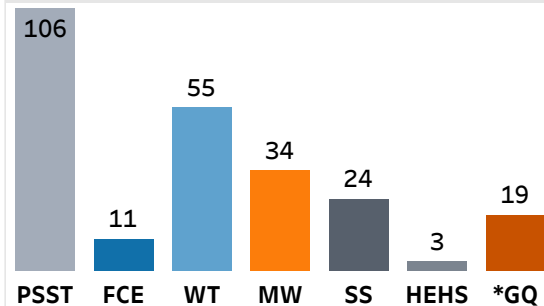
Number of Filed Investigations: 41



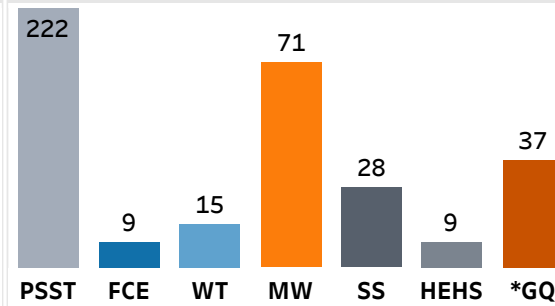
Number of Resolved Investigations: 59



Number of Worker Inquiries: 252



Number of Employer Inquiries: 391



Resolution Type		Trainings
Settlement	47	
Dismissal/No Violation	9	
Determination of Violation	3	
		28

* GQ: General Questions

NOTE: Report may be subject to revision based on subsequent updates or corrections to data.