

Jan 1, 2018 - April 30, 2018 OLS Data Report

Paid & Sick Time
PSST

Fair Chance Employment
FCE

Minimum Wage
MW

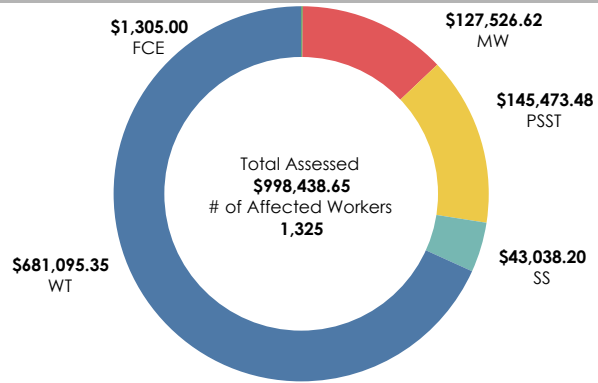
Wage Theft
WT

Secure Scheduling
SS

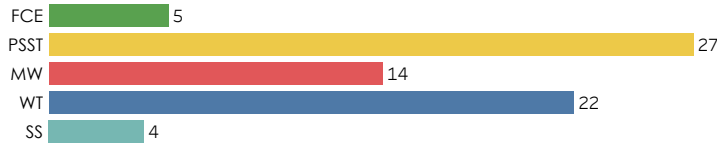
Hotel Employees Health & Safety
Initiative HEH



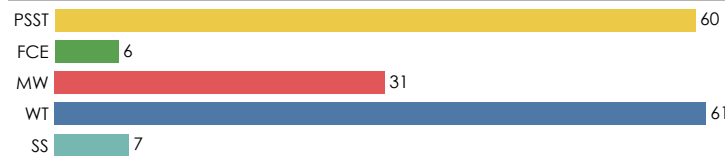
Financial Remedies



Resolved Investigation



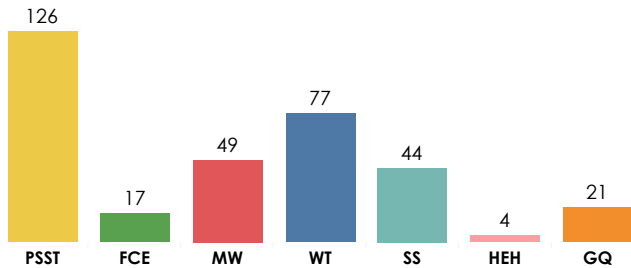
Open Investigations



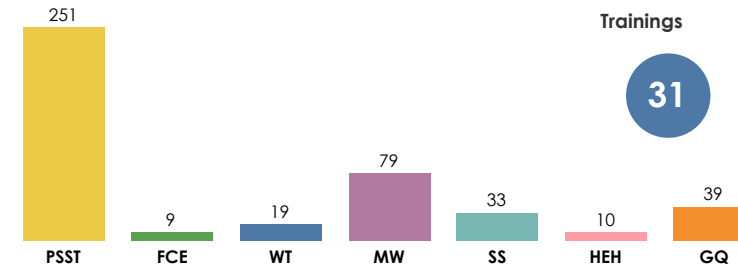
Resolution

Determination	5
Dismissal/No Violation	15
Settlement	52

Worker Inquiries



Employer Inquiries



Trainings

31

SUMMARY

Financial Remedies

Total Assessed: \$998,438.65
 Assessed to Workers: \$972,883.65
 Assessed to City: \$25,555.00
 # of Affected Workers: 1,325

Resolved Investigations

Total Investigations: 72
 Total Employers: 41

Open Investigations

As of April 30, 2018
 Total Investigations: 165
 Total Employers: 100

Inquiries

Worker Inquiries: 338
 Employer Inquiries: 440

Trainings

Total Trainings: 31