

# January - March 2018 OLS Data Report

Paid Sick & Safe Time

Fair Chance Employment

Minimum Wage

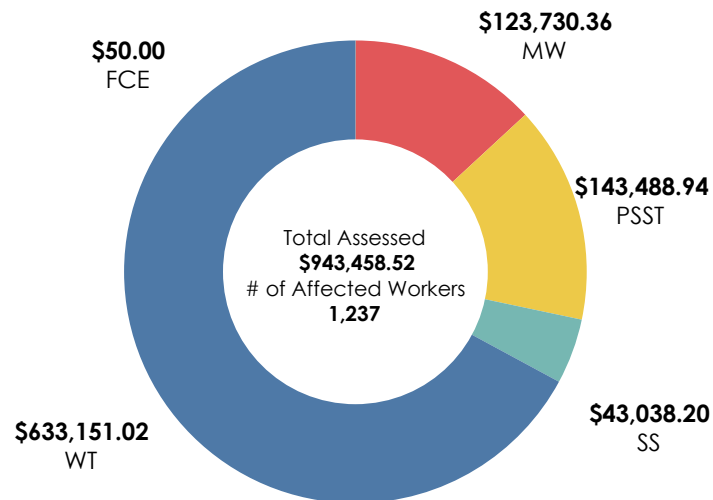
Wage Theft

Secure Scheduling

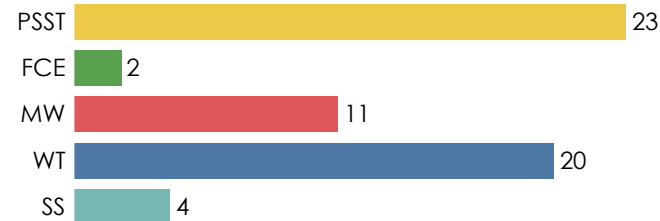
Hotel Employees Health  
& Safety Initiative



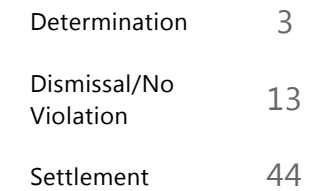
## Financial Remedies



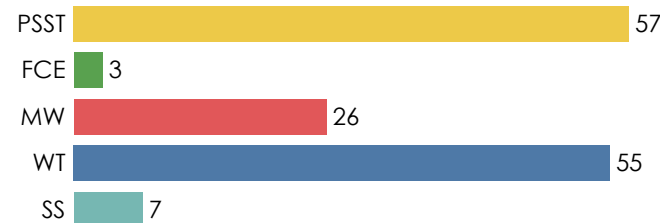
## Resolved Investigations



## Resolution Type



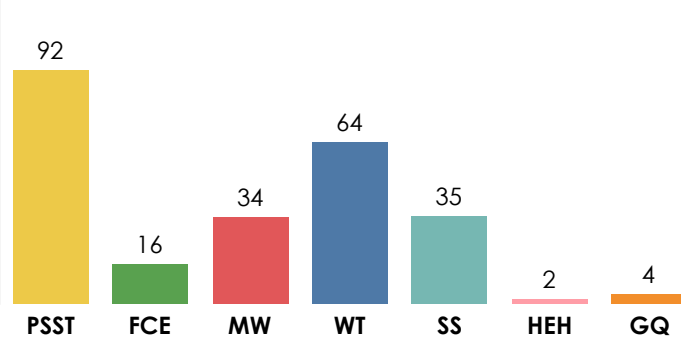
## Current Open Investigations



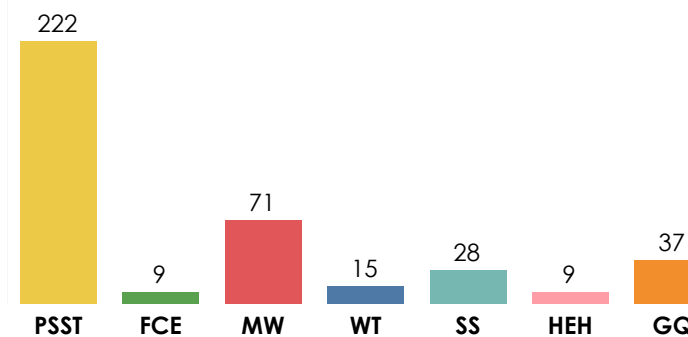
## Trainings

28

## Worker Inquiries



## Employer Inquiries



## SUMMARY

### Financial Remedies

Assessed to Workers: \$919,158.52  
Assessed to City: \$24,300  
Total Assessed: \$943,458.52  
# of Affected workers: 1,237

### Investigations

Total Resolved: 60  
Total Employers: 34  
  
Total Current Open: 148  
Total Employers: 73

### Inquiries

Total Worker: 247  
Total Employer: 391

Trainings: 28