



Find These Words!

F	I	R	E	P	L	A	C	E	R	G
D	Q	P	T	A	N	W	I	A	P	D
O	C	J	R	P	I	X	F	D	Z	H
E	S	U	W	E	A	L	Y	N	M	F
W	A	R	M	R	Y	E	R	L	U	P
V	F	W	E	S	S	H	O	A	B	N
P	E	J	T	U	H	E	A	T	E	R
I	N	L	D	O	A	V	R	F	D	E

- Heater
- Bed
- Papers
- Fireplace
- Safe
- Warm

Use the words from the puzzle to fill in the blanks below.



Keep the _____ away from the _____.



_____ should be stored



away from the _____.

If I help do these things I can help stay _____ and this _____ winter.

Feature Firefighter

Meet Firefighter Kyle Shoecraft



Kyle is a firefighter. He's a fun guy. He loves to snowboard. Firefighter Kyle likes riding his bike. He always wears his helmet. Hiking is another fun thing Firefighter Kyle does. He hikes with his dogs. Their names are Baxter and Chocolate.

Firefighter Kyle works hard. He is an Inspector. He inspects buildings. He makes sure they follow fire safety rules. Firefighter Kyle says "the best way to stay safe from fire is to stop a fire before it starts." He prevents fires. He keeps people safe. He keeps firefighters safe.



Staying safe is important to Firefighter Kyle. He prevents fires at his house. He tests his smoke alarms. He practices his fire drill. He keeps things that can burn away from heaters. Keeping his home safe is important. He loves Baxter and Chocolate and wants them to have a safe home.



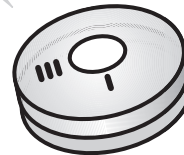
Fire Safety Scavenger Hunt

Are you Fire Safe just like Firefighter Kyle? Here is a Fire Safety Scavenger Hunt to check and see.

Find two ways out of your home. **10 points**

Listen to the noise your smoke alarm makes (ask your parent to help with this). **10 points**

Have a fire drill at home. **10 points**




Clean your room. **10 points**

Know your address by heart. **10 points**



Know your phone number by heart. **10 points**



Tell your teacher what you would do if you found matches or lighters. **10 points**

How many points did you get? _____

If you got all **70** points you are Super Fire Safe! Good for you!

If you got **50-60** points you are making a good effort to be Fire Safe! Keep up the good work!

If you got **40** points or less you are still learning about being Fire Safe. Keep working on it and soon you will be Super Fire Safe!



Find These Words!

These words are in the puzzle. Circle them.

- Fire
- Smoke
- Two
- Lighters
- Burn

R O S W L A L K T U J
B S M O K E I P L N E
W F J P O Y G B V C D
I H Y B G Q H X T Z A
W E N U H J T L D W R
I F I R E L E D R F O
S E U N R P R J C H X
D R M A S H S T L A C

Use the words from the puzzle. Write the best word in each blank.

We have _____ drills at school.

Matches and _____ are for grown-ups.

I know _____ ways out of my home.

When the _____ alarm sounds, get out quick!

I don't touch things that are hot. They can _____ me.

Feature Firefighter

Firefighter Jay's Idea

Meet Feature Firefighter **Jay**

Schreckengost. Firefighter Jay works at the Magnolia Fire Station.

Smoke alarms save lives. Firefighter Jay knows this. He is smart. Smoke alarms are loud. They smell for smoke. When there is smoke, smoke alarms beep loudly. They warn people to get outside quickly. "If you hear a smoke alarm there might be a fire," says Firefighter Jay. Get out fast!

Firefighter Jay and his crew check smoke alarms. They check them when they go to a house for an emergency. Some people do not have smoke alarms. Some people do not have working smoke alarms. But Firefighter Jay had an Idea.

He wanted every fire engine to carry smoke alarms. If the fire engine had smoke alarms then firefighters could put smoke alarms in homes that needed them. They want people to be safe. Smoke alarms save lives.

Firefighter Jay had a plan. He needed help to make his idea work. He worked hard. Now, firefighters have smoke alarms. They are kept on the fire engine. They can be put in homes that need smoke alarms.

Firefighter Jay says, "If you have a good idea, stick with it." You never know when your good idea might save someone's life. Firefighter Jay's smoke alarms help save lives. Be sure to ask your parents to test your smoke alarm at home.




If your family needs a smoke alarm, call the Seattle Fire Department at 206-386-1337



**Fire dog, Max
wants to check the
smoke alarm.
Help Max get to
the test button to
check the smoke
alarm.**

**Ask a grown-up
in your home to
test the smoke
alarm.**





Fire Escape!


This is a smoke alarm.

Smoke alarms go in bedrooms, hallways, living rooms and basements.



Smoke alarms do not need to go in a kitchen or bathroom.


How many smoke alarms does Max's house need?



Draw a picture of a smoke alarm in each room that should have one. How many smoke alarms did you draw?

Safety-Gram

Remind someone you love to change their smoke alarm battery




Stamp


Dear _____

I love you!

Please ✓ _____

your _____

Change its  _____

when you change your  _____

Love, _____

Look at the picture next to the blank line on the postcard. Use it to help you choose the correct word to write on the line.

check
smoke
alarm
battery
clock



Help the Family Find Their Way to Safety!

Make a story by putting the parts of the story in order. Start with number 1. We did it for you. Decide what comes next for numbers 2, 3, 4, 5, 6, 7 by putting the numbers in the boxes. Then color a path for the family to follow.

Know when to go.

1 Make an escape plan.

Test the smoke alarm.

Get out and stay out. Do not go back inside.

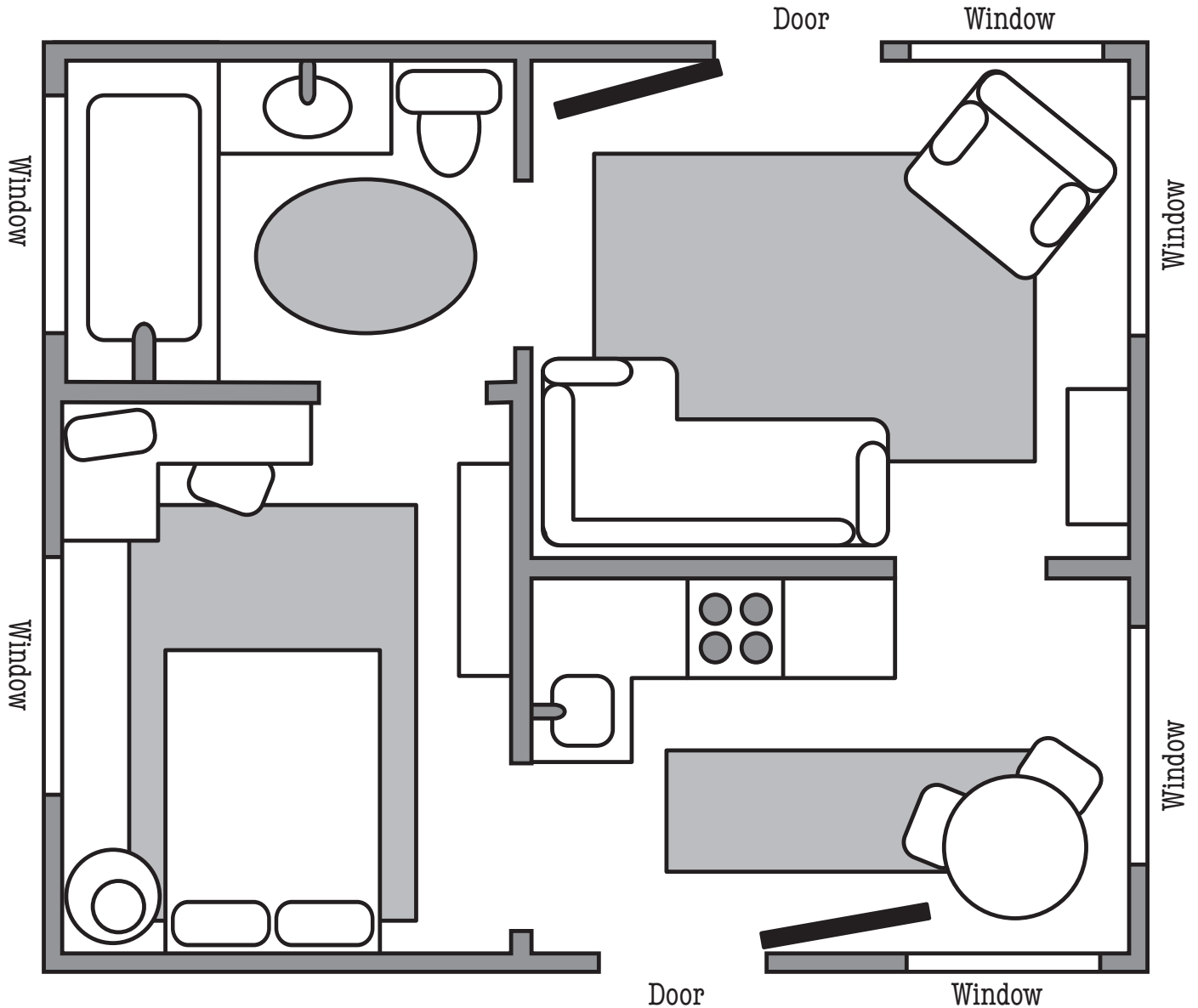
Crawl low under smoke.

Call 911.

Go to the meeting place.

Eight Ways Out!

Can you get out of this house? Count the number of ways out of this house. How many windows do you see? How many doors? Can you find all eight?



There are _____ doors to get out.

There are + _____ windows to get out.

There are = _____ ways to get out of this house.

**How many
ways can you
get out of
your home?**



Get the Message

Draw a line from the safety message that is best for each picture.



I found a lighter on my way to school. Can you put it somewhere safe?



Matches are tools for grown ups. Kids shouldn't play with them.

This lighter shouldn't be here. Let's give it to a grown up right now.



Feature Firefighter

Meet Battalion Chief Mike Nakamichi



Chief Mike is a Battalion Chief with the Seattle Fire Department. Being a Battalion Chief is like being a school principal. Your principal does things for the teachers and students at your school. Chief Mike makes sure that the firefighters have the tools they need to do their job. He makes sure they take classes to keep learning.

Safety is part of a firefighter's job. Safety is part of a chief's job. "Safety is the bottom line," says Chief Mike. Firefighters did not wear face masks in fires when Chief Mike first became a firefighter. They did not know how bad it was to breathe smoke. They did not know how important it was to protect their eyes and faces. "If I could make my choice again, I would have worn a mask even though it was not a rule. It would have kept me safer" says Chief Mike. Now it is a rule for firefighters wear a face mask in a fire.

As a Battalion Chief, Mike Nakamichi makes choices everyday. He makes safe choices. He shows people how to be safe. He is safe everyday. He is a good example to his firefighters. He is a good example to his community. "My goal is to send every firefighter home to their family as safe and sound as when they came to work"



Chief Nakamichi and the crew of Station 17 in the U-District.

Major Madlib

Choose Wisely!

Fill in the blank by choosing one of the two words under each line.

Jacob, Emily and their dad were watching TV. The phone rang. Their dad answered the phone. "I will be right back," he said. "The neighbor needs my help something. Be good."

hiding, fixing

Emily wanted to try and Dad's lighter. She thought it would be . Jacob did not like that . Emily was sure that they would not get caught.

light, break

bad, fun

idea, game

Emily made the lighter light. Jacob was scared. He told Emily to stop. Emily told him that he was being a baby. But Jacob had learned that lighters were tools for grown-ups.

Jacob thought about what he could . He could watch and hope Emily didn't burn anything. He could just play along so she wouldn't think he was

be, do

a . Or he could run outside and find his . What should Jacob do?

nerd, baby

toy, dad

Write down each letter that is circled. If you filled in the blanks correctly, you will have the answer for what Jacob should do.



Don't Get Burned!


All of these things can burn you. Use the word list to write the name of each hot thing in the boxes. Some of the words go down and some go across. Only one letter in each box!

1					2			3
	4	5						
					6			
7								

Use these words

- | | | | |
|---------|-------|-----------|---------|
| lighter | iron | hot water | matches |
| pan | stove | candle | |

**Remember:
Don't Get
Burned!**






911 is for Emergencies

An emergency is something where a person's life might be in danger.

Look at all the pictures below. Circle the ones that are emergencies.

Draw an X through the ones that are not emergencies.



0 = 2, 4, 5
X = 1, 3, 6

Feature Firefighter

Meet Firefighter John Ellis



Firefighters do many things. They put out fires. They help sick people. They teach fire safety. Firefighters answer 911 phone calls in Seattle. This is an important job. These firefighters are called **dispatchers**.

Meet Firefighter John. He is a dispatcher. He has been a dispatcher for many years. His job is to answer the phone when you have an emergency and call 911. His job is to send help to you or whoever needs it.

Firefighter John works as a part of a team. There is a team of four dispatchers every day. They answer the phone for an emergency 300 times every day! That is a lot of phone calls! They work together to make sure people get the help they need.

Firefighter John says “Listening is an important part of my job.” He can listen to many different things at once. To do his job well, he has to pay attention all the time.

Listening is an important job for you if you ever need to call 911. The dispatcher will ask you questions. You will need to listen to them and answer carefully. Firefighter John says “Kids who have to call 911 do a good job. Sometimes they do better than the grown-ups. Kids are good listeners.”



911 Know How

Word Search.

Find and circle the words listed below.

Q	B	M	N	I	J	O	L	M	F	S
A	D	U	Y	T	R	F	K	L	I	V
L	I	M	M	E	D	I	C	S	R	Y
D	S	G	C	M	B	J	H	R	E	W
E	P	I	O	E	A	N	S	D	F	A
T	A	D	D	R	E	S	S	E	I	R
O	T	P	J	G	E	W	R	L	G	T
M	C	X	H	E	L	P	K	I	H	F
O	H	Y	J	N	B	O	I	S	T	P
V	E	S	D	C	E	L	H	T	E	Y
W	R	I	N	Y	D	I	E	E	R	Z
W	F	J	K	M	C	C	S	N	E	Q
P	E	M	S	L	L	E	R	W	W	U

Address
Emergency


Help
Medics

Dispatcher
Firefighter

Listen
Police

What to know when you call 911

The type of emergency



A FIRE



SOMEONE IS HURT



A CRIME

The address of the emergency


The problem

- Is something on fire?
- Is someone sick or hurt?
- Is there a crime?

Your name and telephone number _____

Help is on the way!

Draw a picture of the 3 types of emergency cars that might come when you call 911. Then draw a road from your picture to the emergency it would go to.







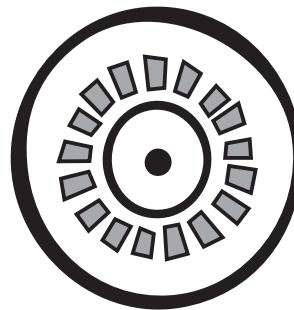
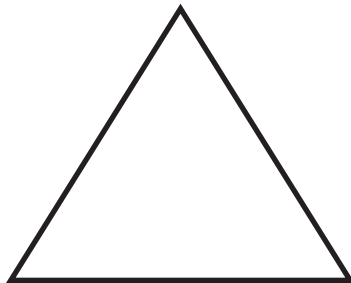

Safety Taking Shape

Color the Circle Yellow.

Color the Rectangle Green.

Color the Triangle Red.

Draw a line from the safety object to the shape it most looks like.



Fill in the blank of each sentence by drawing in the correct safety shape.

1. When the _____ sounds, get out fast!
2. Know two _____ out of your home and your school.
3. Use a neighbor's _____ to dial 911 and get help on the way.

A Safety Activity for Kids


Draw a red circle ○ around the things that are hot.

Draw a blue square □ around the things that are not.



Safe Paths

Help me take these matches and lighter I found to a grown-up. Color all the paths that lead to a grown-up.



Feature Firefighter

Meet Firefighter Patti Mann

Firefighter Patti is a Medic. Medics are important. Medics help people. They help people who are hurt badly. They save lives.

Medics drive an aid car. It is like an emergency room on wheels. It even has a bed inside! Hurt people lay on the bed while Medics care for them.

Firefighter Patti is a good Medic. She likes helping people. Sometimes people get hurt badly. Firefighter Patti takes care of them. They are often scared. She helps

make the scary time better. She makes it better by taking care of them.

Firefighter Patti does not want people to get hurt. She teaches people to be safe. She teaches people to wear helmets when they ride a bike or skate. Her family rides bikes. Her husband, who is also a Medic, and their two children always wear their helmets. Her daughters, Katie and Alex, are 7 and 9 years old. Do you wear your helmet like they do?

“A helmet is part of the gear needed to ride a bike or skate,” says Firefighter Patti. “Just like the aid car is part of the gear a Medic needs.” Firefighter Patti knows that helmets save lives. She has seen it happen. “When you wear your helmet your head is protected. Your head makes your body work. If your head gets hurt your body might not work right anymore.” Protect yourself. Always wear your helmet!

Firefighter Patti is a lot of fun. Maybe you will see her while she is working in Seattle. If you see her, show her how smart you are by wearing your helmet when you bike or skate.



Firefighter Patti at work in the aid car.





Firefighter Patti and her partner Firefighter Raeann. These two Medics stay very busy. On this day they are assigned to Medic Unit 31 near Northgate.



Safety Stars

Crash is an alien from the planet Accidents Happen. Crash wants to be a Safety Star. Help Crash figure out when people wear helmets to protect their heads. Look at the pictures of the people wearing helmets. Match the people wearing helmets to the activity they do when they wear their helmet.



**Teach Crash, an alien from the planet
Accidents Happen, how to do one of the
following:**

Put on a bike helmet

Safely cross the street

Put on a life jacket

Tell a grown-up you found a lighter

Draw a picture to show Crash how to do it right.



Write down some words to help Crash remember how to stay safe.

What's the Story?

Carefully look at each picture below. In the spaces provided write the message each picture is showing.

WALK



1. Always _____



2. Always _____




3. Always _____



3. look both ways again before crossing
2. cross the street at a crosswalk or a corner

Answers: 1. follow the signal

Safety Select

Crash needs your help. Draw a  over the object in each group that is most likely to hurt Crash.



1.



3.



2.



Feature Firefighter

Meet Firefighter Roy Mason



His friends call him Bear. He is big and huggable like a teddy bear. He drives the tiller on the Ladder Truck. The tiller is the back of the Ladder Truck. The Ladder Truck is long. It takes two people to drive the long fire truck. One person drives the front. The other person drives the back. Bear learned special skills to drive the back of the fire truck. Driving the tiller is an important job.

Bear was born in the country of Panama. That is in Central America. Can you find it on a map? He moved to the United States when he was nine years old. He can speak Spanish and English. He is bilingual. He moved to Seattle because he likes the mountains and green trees. He is a firefighter at Station 10. He has been a firefighter for 22 years.

Bear stays safe when he drives the tiller in Seattle. There are three important things he always does. 1. He always puts on his seatbelt. 2. He adjusts the mirrors so he can see all around him. 3. He puts on his headset. His headset is a radio. Bear uses it to talk to the driver at the front of the fire truck. The driver and Bear work as a team. They drive the same truck at the same time. They have to work together.

Bear wants you to know that there are things you can do to be safe in a car.

“Always ride buckled up,” he says. “Check to make sure everyone else is buckled up, too.” Kids should be quiet so the driver can watch the road. These things will help you stay safe, like Bear. He taught these things to his kids so they can be safe drivers and passengers. He wants you to be safe too.

Abroche su cinturón de seguridad
is Spanish for Buckle your seatbelt.




Make it click!

Wearing a seatbelt when you ride in a car is very important. Just ask Firefighter Bear Mason.

Crash thinks it is important to wear a seatbelt whenever riding in the car (or space ship). When Crash's mom drives the family to the store, Crash rides in the back seat. It is safer there. Crash always wears a seatbelt and never takes it off while the car is moving. Crash is careful to be very good and quiet in the car so the driver can pay attention to the road.

Put the pictures of Crash's story in the right order by numbering them 1, 2, 3 and 4.



Feature Firefighters

Meet the Seattle firefighters that work on the fire boat



Dave Folsom, Bob Burtch, Greg Elder, John Hill, Brian Griffin.

The Seattle Fire Department has a special type of fire engine. It is a fire boat named Chief Seattle. The fire boat does the same things a fire engine does, but it does them on the water. The firefighters who work on the fire boat help people who are sick or hurt. They put out fires. They rescue people.

The firefighters who work on the fire boat practice water safety all the time. They have special life jackets that look like bright red coats. Firefighter John Hill says, "We wear life jackets any time we are on the boat."

The firefighters who work on the fire boat want kids to know that it is important to be safe around the water. Pilot Bob Burtch says, "Kids should always wear their life jackets when they are on a boat."

There are four jobs for firefighters to do on the fire boat. The Pilot drives the boat. The Engineer makes sure the engines keep running. The Officer is in charge. Then there are the Deckhands. Engineer Brian Griffin says, "The deckhand is one of the hardest jobs on the fire boat." They have to be able to do everyone's job. The whole crew works together as a special team. Pilot Bob Burtch says, "We have a big job to do. We work together to get the job done."





Photo by
Roxanne Eberhart

Fishing for Safety

Help the firefighters on the fire boat catch all the safe things under the water. Draw a line from each fishing pole to the safe thing. Be careful! There is one thing under the water that is dangerous. Draw a red X through it.



Feature Firefighters

Meet the Bike Medics



Meet Carlos Valdivia and Russ Wiseman. They are Bike Medics with the Seattle Fire Department. Medics are special firefighters who help people who are hurt.


Carlos and Russ say being a Bike Medic is different than being a regular Medic. Regular Medics drive medic trucks to a place where someone is hurt. Bike Medics ride bikes. Bike Medics get more chances to talk with people. Carlos says they get to talk with kids. "When we work at

parks we show kids how to wear their helmets right. We also show them our equipment so they can get excited about riding bikes."

Carlos and Russ are safe bike riders. They follow the rules. They always wear their helmets. They ride with a buddy. They warn each other when cars are coming. They wear bright red clothes and silver helmets that are easy to see. Russ says, "We also wear safety glasses. When we ride in a crowd, we could

get poked in the eye. Bat Day at Safeco Field can be dangerous!"

Bike Medics work at fun events. They work at parades, concerts and Mariners games. They work at Seahawks and Huskies games too. This year the Bike Medics will be at over 130 events. If you see them, tell them how you stay safe on your bike.









**Bike Medics Carlos and Russ
at Safeco Field.**



Spell It Out

Look at the pictures on the left, then spell the words. Use the letters in the boxes to solve the puzzle question at the bottom.

	<input type="text"/>	<input type="text"/>	<input type="text"/>	<input type="text"/>
	<input type="text"/>	<input type="text"/>	<input type="text"/>	<input type="text"/>
	<input type="text"/>	<input type="text"/>	<input type="text"/>	<input type="text"/>
	<input type="text"/>	<input type="text"/>	<input type="text"/>	<input type="text"/>
	<input type="text"/>	<input type="text"/>	<input type="text"/>	<input type="text"/>
	<input type="text"/>	<input type="text"/>	<input type="text"/>	<input type="text"/>



What do you wear whenever you ride your bicycle?

I always wear my

<input type="text"/>	<input type="text"/>	<input type="text"/>	<input type="text"/>	<input type="text"/>	<input type="text"/>
----------------------	----------------------	----------------------	----------------------	----------------------	----------------------



Dress the Firefighter

Help Firefighter Andre get ready to fight a fire. Find the right clothes and draw a line showing where he should wear them. We have done the first one for you.



Feature Firefighters



Station 6 Crew: Battalion Chief Bonnie Beers, Captain Darnell Factory, Lieutenant Scott Gray and Fire Fighters Wes Lang, Bill Parker, Mark Place, Andre Shaffer and Pretzel White.

like your school, are safe from fire. They teach kids about safety. They talk to the children about the firefighter's job. "We like to visit kids the most," says Lt. Scott Gray. "We want kids to know how to be safe every day."

The next time you see a firefighter be sure to tell them what you know about fire safety!

Meet some real heroes

Meet the firefighters that work at Station 6. Their job is to help people. The firefighters help in many ways.

"We are always there to help", says Firefighter Wes Lang. "If a house catches on fire, we come quickly to put it out." Firefighter Pretzel White adds, "If someone gets trapped or hurt in a car crash, we are there to rescue them. If someone is very sick, we take care of them before they get to the hospital." Can you think of other ways firefighters help people?

Firefighters also fight fires before they start. They make sure buildings,




Getting ready to respond to the fire.

Show the Way!

The Firefighters from Station 6 have been called to put out a fire. Draw a line through the maze to lead them to the fire.



start



finish



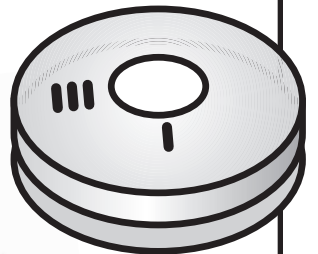
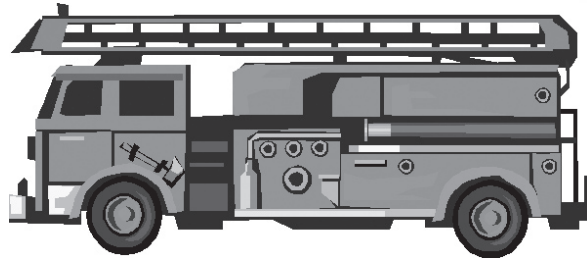


Sound it Out!

Draw a line from each picture below to the sound it makes.

Circle the one that smells for smoke and tells you to get out of your house quickly.

Draw a square around the one that comes to put out the fire.




Vrooom

Beep
Beep
Beep

WOOF
WOOF

Meow



Woooooo **Woooooo**
HONK **HONK**

Feature Firefighter

Meet Captain Val Hecker

Captain Hecker works with the Seattle Fire Department. She has worked there

for more than 20 years. She works hard.

She studies and learns. She learns how to be the best firefighter she can be. This has helped her get promoted. Promoted means being given more responsibility. Captain Hecker is a Recruiting Captain. Her job is to find people who want to be firefighters in Seattle. Do you want to be a firefighter when you grow up?



Captain Hecker wanted to be a firefighter for many reasons. She wanted to use her strength. She

exercises. She is strong. She wanted to help others. Firefighters help people who are sick or hurt. Captain Hecker wanted to use her college education. She is smart. Working at the fire department lets Captain Hecker use all her skills.

What does a Recruiting Captain do? She finds people who might want to be firefighters. She shows them what being a firefighter is about. She talks to groups of students. She tells them about the job of a firefighter. She uses the Internet to tell people about being a firefighter. She puts ads in the newspapers. She plans fun events. One of these fun events is a women's basketball team. The team is all women firefighters. They play basketball before Seattle Storm games. Do you like basketball?



How does Captain Hecker do her job so well? She says, "I must work well with other people. I must be a good leader. I must be truthful and fair. I must do what I say I will do." You can count on Captain Hecker!

Feature Firefighter Activity

Read about Captain Hecker. List 3 ways Captain Hecker tells people about the job of being a firefighter.

The pictures might give you clues.



1. _____

2. _____

3. _____

Why did Captain Hecker become a firefighter?

Write your answers in the spaces below.

1. _____

2. _____

3. _____

What do you want to be when you grow up? Tell why you want to do this job. What kind of things will you do? Write your answer or draw a picture in this space.
